



Dynegy Midwest Generation, LLC
1500 Eastport Plaza Drive
Collinsville, IL 62234

September 11, 2023

Illinois Environmental Protection Agency
DWPC – Permits MC#15
Attn: Part 845 Coal Combustion Residual Rule Submittal
1021 North Grand Avenue East
Springfield, IL 62794

Re: Hennepin Power Plant Ash Ponds No. 2 and No. 4; IEPA ID # W1550100002-04 and # W1550100002-07

Dear Mr. LeCrone:

In accordance with Title 35 of the Illinois Administrative Code (35 I.A.C.) Section (§) 845.610(b)(3)(D), Dynegy Midwest Generation, LLC is submitting groundwater monitoring data for the Quarter 2 2023 sampling event at the Hennepin Power Plant Ash Ponds No. 2 and No. 4, identified by Illinois Environmental Protection Agency (IEPA) ID No. W1550100002-04 and No. W1550100002-07. This data is being submitted and placed in the facility's operating record as required by 35 I.A.C. § 845.800(d)(15) within 60 days of receiving final laboratory analytical data. Results were compared with the groundwater protection standards (GWPSs) described in 35 I.A.C. § 845.600 to determine exceedances of the GWPS.

Sincerely,

A handwritten signature in blue ink that reads "Dianna Tickner".

Dianna Tickner, PE, PMP
Senior Director, Demolition and Decommission

Enclosures

Groundwater Monitoring Data and Detected Exceedances, Quarter 2 2023, Ash Ponds No. 2 and No. 4, Hennepin Power Plant, Hennepin, Illinois

**35 I.A.C. § 845.610(B)(3)(D)
GROUNDWATER MONITORING DATA AND DETECTED EXCEEDANCES
QUARTER 2 2023
ASH PONDS NO. 2 AND NO. 4, HENNEPIN POWER PLANT, HENNEPIN, ILLINOIS**

September 11, 2023

Samples were collected on May 31 and June 1, 2023 and analyzed for the parameters listed in Title 35 of the Illinois Administrative Code (35 I.A.C.) Section (§) 845.600(a), calcium, and turbidity. Final laboratory analytical data was received on July 13, 2023.

The monitoring well locations are included in **Figure 1. Attachment A** summarizes the groundwater elevation data for the Quarter 2 2023 sampling event. **Table 1** is a summary of the field parameters and analytical results. **Attachment B** contains the associated laboratory analytical reports and field data sheets for the Quarter 2 2023 sampling event.

Statistical procedures used to evaluate groundwater results are provided in the Addendum to the Groundwater Monitoring Plan¹ provided in the operating permit application. In accordance with 35 I.A.C. § 845.610(b)(3)(B), the Quarter 2 2023 groundwater monitoring data were evaluated for statistically significant levels (SSLs) over background levels for the constituents listed in 35 I.A.C. § 845.600. **Attachment C** shows the statistically derived values compared to background levels.

In accordance with 35 I.A.C. § 845.610(b)(3)(C), the statistically derived values identified as Statistical Results in **Table 2** were compared with the groundwater protection standards (GWPSs) described in 35 I.A.C. § 845.600 to determine exceedances of the GWPS. As shown in **Table 2**, exceedances of the GWPS were not identified.

TABLES

- Table 1 Field Parameters and Analytical Results - Quarter 2, 2023
- Table 2 Comparison of Statistical Results to GWPS - Quarter 2, 2023

FIGURES

- Figure 1 35 I.A.C. § 845 Groundwater Monitoring Well Network

ATTACHMENTS

- Attachment A Groundwater Elevation Data - Quarter 2, 2023
- Attachment B Laboratory Reports and Field Data Sheets - Quarter 2, 2023
- Attachment C Comparison of Statistical Results to Background - Quarter 2, 2023

¹ Ramboll Americas Engineering Solutions, Inc. (Ramboll), 2021. *Groundwater Monitoring Plan Addendum for Ash Pond No. 2 and Ash Pond No. 4. Hennepin Power Plant. Hennepin, Illinois. October 25, 2021.*

TABLES

TABLE 1.
FIELD PARAMETERS AND ANALYTICAL RESULTS - QUARTER 2, 2023

845 QUARTERLY REPORT
 HENNEPIN POWER PLANT
 ASH POND NO. 2 AND ASH POND NO. 4
 HENNEPIN, IL

Well ID	Well Type	Event	Date	Parameter	Result	Unit
07	Background	E001	06/01/2023	Antimony, total	0.0004 U	mg/L
07	Background	E001	06/01/2023	Arsenic, total	0.0087 U	mg/L
07	Background	E001	06/01/2023	Barium, total	0.124	mg/L
07	Background	E001	06/01/2023	Beryllium, total	0.0002 U	mg/L
07	Background	E001	06/01/2023	Boron, total	0.0701	mg/L
07	Background	E001	06/01/2023	Cadmium, total	0.0005 U	mg/L
07	Background	E001	06/01/2023	Calcium, total	144	mg/L
07	Background	E001	06/01/2023	Chloride, total	68.0	mg/L
07	Background	E001	06/01/2023	Chromium, total	0.0028 U	mg/L
07	Background	E001	06/01/2023	Cobalt, total	0.0875	mg/L
07	Background	E001	06/01/2023	Dissolved Oxygen	2.60	mg/L
07	Background	E001	06/01/2023	Fluoride, total	0.100	mg/L
07	Background	E001	06/01/2023	Lead, total	0.004 U	mg/L
07	Background	E001	06/01/2023	Lithium, total	0.0038 U	mg/L
07	Background	E001	06/01/2023	Mercury, total	0.00006 U	mg/L
07	Background	E001	06/01/2023	Molybdenum, total	0.0037 U	mg/L
07	Background	E001	06/01/2023	Oxidation Reduction Potential	155	mV
07	Background	E001	06/01/2023	pH (field)	6.7	SU
07	Background	E001	06/01/2023	Radium 226 + Radium 228, total	0.203	pCi/L
07	Background	E001	06/01/2023	Selenium, total	0.0006 U	mg/L
07	Background	E001	06/01/2023	Specific Conductance @ 25C (field)	1,210	micromhos/cm
07	Background	E001	06/01/2023	Sulfate, total	109	mg/L
07	Background	E001	06/01/2023	Temperature	11.8	degrees C
07	Background	E001	06/01/2023	Thallium, total	0.001 U	mg/L
07	Background	E001	06/01/2023	Total Dissolved Solids	730	mg/L
07	Background	E001	06/01/2023	Turbidity, field	1 U	NTU
08	Background	E001	06/01/2023	Antimony, total	0.0004 U	mg/L
08	Background	E001	06/01/2023	Arsenic, total	0.0087 U	mg/L
08	Background	E001	06/01/2023	Barium, total	0.0883	mg/L
08	Background	E001	06/01/2023	Beryllium, total	0.0002 U	mg/L
08	Background	E001	06/01/2023	Boron, total	0.121	mg/L
08	Background	E001	06/01/2023	Cadmium, total	0.0005 U	mg/L
08	Background	E001	06/01/2023	Calcium, total	0.035 U	mg/L
08	Background	E001	06/01/2023	Chloride, total	149	mg/L
08	Background	E001	06/01/2023	Chromium, total	0.0028 U	mg/L
08	Background	E001	06/01/2023	Cobalt, total	0.00320	mg/L
08	Background	E001	06/01/2023	Dissolved Oxygen	2.59	mg/L
08	Background	E001	06/01/2023	Fluoride, total	0.09 J	mg/L
08	Background	E001	06/01/2023	Lead, total	0.004 U	mg/L
08	Background	E001	06/01/2023	Lithium, total	0.00900 J+	mg/L
08	Background	E001	06/01/2023	Mercury, total	0.00006 U	mg/L
08	Background	E001	06/01/2023	Molybdenum, total	0.0037 U	mg/L
08	Background	E001	06/01/2023	Oxidation Reduction Potential	168	mV
08	Background	E001	06/01/2023	pH (field)	6.5	SU
08	Background	E001	06/01/2023	Radium 226 + Radium 228, total	0.598 J	pCi/L
08	Background	E001	06/01/2023	Selenium, total	0.0006 U	mg/L

TABLE 1.
FIELD PARAMETERS AND ANALYTICAL RESULTS - QUARTER 2, 2023

845 QUARTERLY REPORT
 HENNEPIN POWER PLANT
 ASH POND NO. 2 AND ASH POND NO. 4
 HENNEPIN, IL

Well ID	Well Type	Event	Date	Parameter	Result	Unit
08	Background	E001	06/01/2023	Specific Conductance @ 25C (field)	1,620	micromhos/cm
08	Background	E001	06/01/2023	Sulfate, total	134 J	mg/L
08	Background	E001	06/01/2023	Temperature	13.3	degrees C
08	Background	E001	06/01/2023	Thallium, total	0.001 U	mg/L
08	Background	E001	06/01/2023	Total Dissolved Solids	902	mg/L
08	Background	E001	06/01/2023	Turbidity, field	1 U	NTU
08D	Background	E001	05/31/2023	Antimony, total	0.0004 U	mg/L
08D	Background	E001	05/31/2023	Arsenic, total	0.0087 U	mg/L
08D	Background	E001	05/31/2023	Barium, total	0.108	mg/L
08D	Background	E001	05/31/2023	Beryllium, total	0.0003 J	mg/L
08D	Background	E001	05/31/2023	Boron, total	0.0842	mg/L
08D	Background	E001	05/31/2023	Cadmium, total	0.0005 U	mg/L
08D	Background	E001	05/31/2023	Calcium, total	200	mg/L
08D	Background	E001	05/31/2023	Chloride, total	285	mg/L
08D	Background	E001	05/31/2023	Chromium, total	0.0028 U	mg/L
08D	Background	E001	05/31/2023	Cobalt, total	0.00460	mg/L
08D	Background	E001	05/31/2023	Dissolved Oxygen	1.55	mg/L
08D	Background	E001	05/31/2023	Fluoride, total	0.08 J	mg/L
08D	Background	E001	05/31/2023	Lead, total	0.004 U	mg/L
08D	Background	E001	05/31/2023	Lithium, total	0.0114 J+	mg/L
08D	Background	E001	05/31/2023	Mercury, total	0.00006 U	mg/L
08D	Background	E001	05/31/2023	Molybdenum, total	0.0037 U	mg/L
08D	Background	E001	05/31/2023	Oxidation Reduction Potential	77.0	mV
08D	Background	E001	05/31/2023	pH (field)	6.6	SU
08D	Background	E001	05/31/2023	Radium 226 + Radium 228, total	2.10 J+	pCi/L
08D	Background	E001	05/31/2023	Selenium, total	0.0006 U	mg/L
08D	Background	E001	05/31/2023	Specific Conductance @ 25C (field)	2,250	micromhos/cm
08D	Background	E001	05/31/2023	Sulfate, total	198	mg/L
08D	Background	E001	05/31/2023	Temperature	13.8	degrees C
08D	Background	E001	05/31/2023	Thallium, total	0.001 U	mg/L
08D	Background	E001	05/31/2023	Total Dissolved Solids	1,290	mg/L
08D	Background	E001	05/31/2023	Turbidity, field	1 U	NTU
03R	Compliance	E001	05/31/2023	Antimony, total	0.0004 U	mg/L
03R	Compliance	E001	05/31/2023	Arsenic, total	0.0087 U	mg/L
03R	Compliance	E001	05/31/2023	Barium, total	0.0667	mg/L
03R	Compliance	E001	05/31/2023	Beryllium, total	0.0002 U	mg/L
03R	Compliance	E001	05/31/2023	Boron, total	0.609	mg/L
03R	Compliance	E001	05/31/2023	Cadmium, total	0.0005 U	mg/L
03R	Compliance	E001	05/31/2023	Calcium, total	88.2	mg/L
03R	Compliance	E001	05/31/2023	Chloride, total	87.0	mg/L
03R	Compliance	E001	05/31/2023	Chromium, total	0.0028 U	mg/L
03R	Compliance	E001	05/31/2023	Cobalt, total	0.0005 J	mg/L
03R	Compliance	E001	05/31/2023	Dissolved Oxygen	0.780	mg/L
03R	Compliance	E001	05/31/2023	Fluoride, total	0.220	mg/L
03R	Compliance	E001	05/31/2023	Lead, total	0.004 U	mg/L
03R	Compliance	E001	05/31/2023	Lithium, total	0.0248 J+	mg/L

TABLE 1.
FIELD PARAMETERS AND ANALYTICAL RESULTS - QUARTER 2, 2023

845 QUARTERLY REPORT
 HENNEPIN POWER PLANT
 ASH POND NO. 2 AND ASH POND NO. 4
 HENNEPIN, IL

Well ID	Well Type	Event	Date	Parameter	Result	Unit
03R	Compliance	E001	05/31/2023	Mercury, total	0.00006 U	mg/L
03R	Compliance	E001	05/31/2023	Molybdenum, total	0.104	mg/L
03R	Compliance	E001	05/31/2023	Oxidation Reduction Potential	116	mV
03R	Compliance	E001	05/31/2023	pH (field)	7.3	SU
03R	Compliance	E001	05/31/2023	Radium 226 + Radium 228, total	0.807 J+	pCi/L
03R	Compliance	E001	05/31/2023	Selenium, total	0.0122	mg/L
03R	Compliance	E001	05/31/2023	Specific Conductance @ 25C (field)	927	micromhos/cm
03R	Compliance	E001	05/31/2023	Sulfate, total	91.0	mg/L
03R	Compliance	E001	05/31/2023	Temperature	18.4	degrees C
03R	Compliance	E001	05/31/2023	Thallium, total	0.001 U	mg/L
03R	Compliance	E001	05/31/2023	Total Dissolved Solids	520	mg/L
03R	Compliance	E001	05/31/2023	Turbidity, field	1 U	NTU
18S	Compliance	E001	05/31/2023	Antimony, total	0.0004 U	mg/L
18S	Compliance	E001	05/31/2023	Arsenic, total	0.0087 U	mg/L
18S	Compliance	E001	05/31/2023	Barium, total	0.0626	mg/L
18S	Compliance	E001	05/31/2023	Beryllium, total	0.0002 U	mg/L
18S	Compliance	E001	05/31/2023	Boron, total	2.62	mg/L
18S	Compliance	E001	05/31/2023	Cadmium, total	0.0005 U	mg/L
18S	Compliance	E001	05/31/2023	Calcium, total	93.4	mg/L
18S	Compliance	E001	05/31/2023	Chloride, total	89.0	mg/L
18S	Compliance	E001	05/31/2023	Chromium, total	0.0028 U	mg/L
18S	Compliance	E001	05/31/2023	Cobalt, total	0.0002 J	mg/L
18S	Compliance	E001	05/31/2023	Dissolved Oxygen	0.850	mg/L
18S	Compliance	E001	05/31/2023	Fluoride, total	0.150	mg/L
18S	Compliance	E001	05/31/2023	Lead, total	0.004 U	mg/L
18S	Compliance	E001	05/31/2023	Lithium, total	0.0579 J+	mg/L
18S	Compliance	E001	05/31/2023	Mercury, total	0.00006 U	mg/L
18S	Compliance	E001	05/31/2023	Molybdenum, total	0.148	mg/L
18S	Compliance	E001	05/31/2023	Oxidation Reduction Potential	135	mV
18S	Compliance	E001	05/31/2023	pH (field)	7.4	SU
18S	Compliance	E001	05/31/2023	Radium 226 + Radium 228, total	0.745 J+	pCi/L
18S	Compliance	E001	05/31/2023	Selenium, total	0.0329	mg/L
18S	Compliance	E001	05/31/2023	Specific Conductance @ 25C (field)	921	micromhos/cm
18S	Compliance	E001	05/31/2023	Sulfate, total	143	mg/L
18S	Compliance	E001	05/31/2023	Temperature	17.2	degrees C
18S	Compliance	E001	05/31/2023	Thallium, total	0.001 U	mg/L
18S	Compliance	E001	05/31/2023	Total Dissolved Solids	586	mg/L
18S	Compliance	E001	05/31/2023	Turbidity, field	1 U	NTU
18D	Compliance	E001	05/31/2023	Antimony, total	0.0004 U	mg/L
18D	Compliance	E001	05/31/2023	Arsenic, total	0.0087 U	mg/L
18D	Compliance	E001	05/31/2023	Barium, total	0.0710	mg/L
18D	Compliance	E001	05/31/2023	Beryllium, total	0.0002 U	mg/L
18D	Compliance	E001	05/31/2023	Boron, total	1.28	mg/L
18D	Compliance	E001	05/31/2023	Cadmium, total	0.0005 U	mg/L
18D	Compliance	E001	05/31/2023	Calcium, total	90.6	mg/L
18D	Compliance	E001	05/31/2023	Chloride, total	85.0	mg/L

TABLE 1.
FIELD PARAMETERS AND ANALYTICAL RESULTS - QUARTER 2, 2023

845 QUARTERLY REPORT
 HENNEPIN POWER PLANT
 ASH POND NO. 2 AND ASH POND NO. 4
 HENNEPIN, IL

Well ID	Well Type	Event	Date	Parameter	Result	Unit
18D	Compliance	E001	05/31/2023	Chromium, total	0.0028 U	mg/L
18D	Compliance	E001	05/31/2023	Cobalt, total	0.00270	mg/L
18D	Compliance	E001	05/31/2023	Dissolved Oxygen	0.860	mg/L
18D	Compliance	E001	05/31/2023	Fluoride, total	0.130	mg/L
18D	Compliance	E001	05/31/2023	Lead, total	0.004 U	mg/L
18D	Compliance	E001	05/31/2023	Lithium, total	0.0251 J+	mg/L
18D	Compliance	E001	05/31/2023	Mercury, total	0.00006 U	mg/L
18D	Compliance	E001	05/31/2023	Molybdenum, total	0.0315	mg/L
18D	Compliance	E001	05/31/2023	Oxidation Reduction Potential	140	mV
18D	Compliance	E001	05/31/2023	pH (field)	7.2	SU
18D	Compliance	E001	05/31/2023	Radium 226 + Radium 228, total	1.06 J+	pCi/L
18D	Compliance	E001	05/31/2023	Selenium, total	0.00120	mg/L
18D	Compliance	E001	05/31/2023	Specific Conductance @ 25C (field)	922	micromhos/cm
18D	Compliance	E001	05/31/2023	Sulfate, total	106	mg/L
18D	Compliance	E001	05/31/2023	Temperature	17.5	degrees C
18D	Compliance	E001	05/31/2023	Thallium, total	0.001 U	mg/L
18D	Compliance	E001	05/31/2023	Total Dissolved Solids	522	mg/L
18D	Compliance	E001	05/31/2023	Turbidity, field	17.0	NTU
45S	Compliance	E001	06/01/2023	Antimony, total	0.0004 U	mg/L
45S	Compliance	E001	06/01/2023	Arsenic, total	0.0087 U	mg/L
45S	Compliance	E001	06/01/2023	Barium, total	0.0947	mg/L
45S	Compliance	E001	06/01/2023	Beryllium, total	0.0002 U	mg/L
45S	Compliance	E001	06/01/2023	Boron, total	0.292	mg/L
45S	Compliance	E001	06/01/2023	Cadmium, total	0.0006 J	mg/L
45S	Compliance	E001	06/01/2023	Calcium, total	111	mg/L
45S	Compliance	E001	06/01/2023	Chloride, total	123	mg/L
45S	Compliance	E001	06/01/2023	Chromium, total	0.0028 U	mg/L
45S	Compliance	E001	06/01/2023	Cobalt, total	0.00420	mg/L
45S	Compliance	E001	06/01/2023	Dissolved Oxygen	1.11	mg/L
45S	Compliance	E001	06/01/2023	Fluoride, total	0.220	mg/L
45S	Compliance	E001	06/01/2023	Lead, total	0.004 U	mg/L
45S	Compliance	E001	06/01/2023	Lithium, total	0.0121 J+	mg/L
45S	Compliance	E001	06/01/2023	Mercury, total	0.00006 U	mg/L
45S	Compliance	E001	06/01/2023	Molybdenum, total	0.0525	mg/L
45S	Compliance	E001	06/01/2023	Oxidation Reduction Potential	138	mV
45S	Compliance	E001	06/01/2023	pH (field)	6.9	SU
45S	Compliance	E001	06/01/2023	Radium 226 + Radium 228, total	3.90 J+	pCi/L
45S	Compliance	E001	06/01/2023	Selenium, total	0.0006 U	mg/L
45S	Compliance	E001	06/01/2023	Specific Conductance @ 25C (field)	1,110	micromhos/cm
45S	Compliance	E001	06/01/2023	Sulfate, total	87.0	mg/L
45S	Compliance	E001	06/01/2023	Temperature	19.9	degrees C
45S	Compliance	E001	06/01/2023	Thallium, total	0.001 U	mg/L
45S	Compliance	E001	06/01/2023	Total Dissolved Solids	644	mg/L
45S	Compliance	E001	06/01/2023	Turbidity, field	2.50	NTU

TABLE 1.
FIELD PARAMETERS AND ANALYTICAL RESULTS - QUARTER 2, 2023

845 QUARTERLY REPORT
HENNEPIN POWER PLANT
ASH POND NO. 2 AND ASH POND NO. 4
HENNEPIN, IL

Notes:

C = Celsius

cm = centimeter

mg/L = milligrams per liter

mV = millivolts

NTU = Nephelometric Turbidity Units

pCi/L = picocuries per liter

SU = Standard Units

J = The result is an estimated quantity. The associated numerical value is the approximate concentration of the analyte in the sample.

J+ = The result is an estimated quantity, but the result may be biased high.

U = The analyte was analyzed for, but was not detected above the level of the adjusted detection limit or quantitation limit, as appropriate.

TABLE 2.
COMPARISON OF STATISTICAL RESULTS TO GWPS - QUARTER 2, 2023

845 QUARTERLY REPORT
 HENNEPIN POWER PLANT
 ASH POND NO. 2 AND ASH POND NO. 4
 HENNEPIN, IL

Well ID	HSU	Event	Parameter	Units	Date Range	Sample Count	Percent ND	Statistical Calculation	Statistical Result	GWPS	GWPS Source	Exceedance Type
03R	UA	E001	Antimony, total	mg/L	12/09/15 - 05/31/23	22	100	All ND - Last	0.001	0.006	Standard	No Exceedance
03R	UA	E001	Arsenic, total	mg/L	12/09/15 - 05/31/23	23	100	All ND - Last	0.01	0.01	Standard	No Exceedance
03R	UA	E001	Barium, total	mg/L	12/09/15 - 05/31/23	25	0	CI around mean	0.0623	2	Standard	No Exceedance
03R	UA	E001	Beryllium, total	mg/L	12/09/15 - 05/31/23	22	100	All ND - Last	0.0005	0.004	Standard	No Exceedance
03R	UA	E001	Boron, total	mg/L	12/09/15 - 05/31/23	29	0	CB around linear reg	0.566	2	Standard	No Exceedance
03R	UA	E001	Cadmium, total	mg/L	12/09/15 - 05/31/23	24	92	CI around median	0.001	0.005	Standard	No Exceedance
03R	UA	E001	Chloride, total	mg/L	12/09/15 - 05/31/23	29	0	CB around linear reg	77.5	435	Background	No Exceedance
03R	UA	E001	Chromium, total	mg/L	12/09/15 - 05/31/23	23	91	CB around T-S line	0.00148	0.1	Standard	No Exceedance
03R	UA	E001	Cobalt, total	mg/L	12/09/15 - 05/31/23	24	96	CI around median	0.001	0.038	Background	No Exceedance
03R	UA	E001	Fluoride, total	mg/L	12/09/15 - 05/31/23	26	0	CI around mean	0.271	4	Standard	No Exceedance
03R	UA	E001	Lead, total	mg/L	12/09/15 - 05/31/23	23	100	All ND - Last	0.0075	0.0075	Standard	No Exceedance
03R	UA	E001	Lithium, total	mg/L	12/09/15 - 05/31/23	28	0	CI around mean	0.0247	0.04	Standard	No Exceedance
03R	UA	E001	Mercury, total	mg/L	12/09/15 - 05/31/23	22	100	All ND - Last	0.0002	0.002	Standard	No Exceedance
03R	UA	E001	Molybdenum, total	mg/L	12/09/15 - 05/31/23	28	0	CB around linear reg	0.0999	0.1	Standard	No Exceedance
03R	UA	E001	pH (field)	SU	12/09/15 - 05/31/23	32	0	CB around T-S line	7.1/7.2	6.5/9	Stnd/Standard	No Exceedance
03R	UA	E001	Radium 226 + Radium 228, total	pCi/L	12/09/15 - 05/31/23	23	0	CI around median	0.26	5	Standard	No Exceedance
03R	UA	E001	Selenium, total	mg/L	12/09/15 - 05/31/23	25	0	CI around mean	0.00504	0.05	Standard	No Exceedance
03R	UA	E001	Sulfate, total	mg/L	12/09/15 - 05/31/23	28	0	CB around linear reg	77.6	400	Standard	No Exceedance
03R	UA	E001	Thallium, total	mg/L	12/09/15 - 05/31/23	22	100	All ND - Last	0.002	0.002	Standard	No Exceedance
03R	UA	E001	Total Dissolved Solids	mg/L	12/09/15 - 05/31/23	29	0	CI around mean	508	1,620	Background	No Exceedance
18S	UA	E001	Antimony, total	mg/L	12/09/15 - 05/31/23	22	100	All ND - Last	0.001	0.006	Standard	No Exceedance
18S	UA	E001	Arsenic, total	mg/L	12/09/15 - 05/31/23	23	96	CI around median	0.001	0.01	Standard	No Exceedance
18S	UA	E001	Barium, total	mg/L	12/09/15 - 05/31/23	25	0	CB around linear reg	0.0513	2	Standard	No Exceedance
18S	UA	E001	Beryllium, total	mg/L	12/09/15 - 05/31/23	22	100	All ND - Last	0.0005	0.004	Standard	No Exceedance
18S	UA	E001	Boron, total	mg/L	12/09/15 - 05/31/23	29	0	CB around T-S line	1.08	2	Standard	No Exceedance
18S	UA	E001	Cadmium, total	mg/L	12/09/15 - 05/31/23	24	75	CI around median	0.001	0.005	Standard	No Exceedance
18S	UA	E001	Chloride, total	mg/L	12/09/15 - 05/31/23	29	0	CB around linear reg	68.8	435	Background	No Exceedance

TABLE 2.
COMPARISON OF STATISTICAL RESULTS TO GWPS - QUARTER 2, 2023

845 QUARTERLY REPORT
 HENNEPIN POWER PLANT
 ASH POND NO. 2 AND ASH POND NO. 4
 HENNEPIN, IL

Well ID	HSU	Event	Parameter	Units	Date Range	Sample Count	Percent ND	Statistical Calculation	Statistical Result	GWPS	GWPS Source	Exceedance Type
18S	UA	E001	Chromium, total	mg/L	12/09/15 - 05/31/23	24	54	CI around median	0.0015	0.1	Standard	No Exceedance
18S	UA	E001	Cobalt, total	mg/L	12/09/15 - 05/31/23	24	82	CI around median	0.001	0.038	Background	No Exceedance
18S	UA	E001	Fluoride, total	mg/L	12/09/15 - 05/31/23	26	0	CB around linear reg	0.168	4	Standard	No Exceedance
18S	UA	E001	Lead, total	mg/L	12/09/15 - 05/31/23	23	100	All ND - Last	0.0075	0.0075	Standard	No Exceedance
18S	UA	E001	Lithium, total	mg/L	12/09/15 - 05/31/23	28	0	CB around linear reg	0.0383	0.04	Standard	No Exceedance
18S	UA	E001	Mercury, total	mg/L	12/09/15 - 05/31/23	22	100	All ND - Last	0.0002	0.002	Standard	No Exceedance
18S	UA	E001	Molybdenum, total	mg/L	12/09/15 - 05/31/23	28	0	CB around T-S line	0.0865	0.1	Standard	No Exceedance
18S	UA	E001	pH (field)	SU	12/09/15 - 05/31/23	32	0	CB around T-S line	7.2/7.3	6.5/9	Stnd/Standard	No Exceedance
18S	UA	E001	Radium 226 + Radium 228, total	pCi/L	12/09/15 - 05/31/23	23	0	CI around mean	0.307	5	Standard	No Exceedance
18S	UA	E001	Selenium, total	mg/L	12/09/15 - 05/31/23	25	3	CB around T-S line	0.00118	0.05	Standard	No Exceedance
18S	UA	E001	Sulfate, total	mg/L	12/09/15 - 05/31/23	29	0	CB around T-S line	86.7	400	Standard	No Exceedance
18S	UA	E001	Thallium, total	mg/L	12/09/15 - 05/31/23	22	100	All ND - Last	0.002	0.002	Standard	No Exceedance
18S	UA	E001	Total Dissolved Solids	mg/L	12/09/15 - 05/31/23	29	0	CB around T-S line	470	1,620	Background	No Exceedance
18D	UA	E001	Antimony, total	mg/L	12/09/15 - 05/31/23	22	100	All ND - Last	0.001	0.006	Standard	No Exceedance
18D	UA	E001	Arsenic, total	mg/L	12/09/15 - 05/31/23	23	96	CI around median	0.001	0.01	Standard	No Exceedance
18D	UA	E001	Barium, total	mg/L	12/09/15 - 05/31/23	25	0	CB around T-S line	0.0629	2	Standard	No Exceedance
18D	UA	E001	Beryllium, total	mg/L	12/09/15 - 05/31/23	22	100	All ND - Last	0.0005	0.004	Standard	No Exceedance
18D	UA	E001	Boron, total	mg/L	12/09/15 - 05/31/23	29	0	CB around linear reg	1.31	2	Standard	No Exceedance
18D	UA	E001	Cadmium, total	mg/L	12/09/15 - 05/31/23	24	93	CI around median	0.001	0.005	Standard	No Exceedance
18D	UA	E001	Chloride, total	mg/L	12/09/15 - 05/31/23	29	0	CI around mean	76.3	435	Background	No Exceedance
18D	UA	E001	Chromium, total	mg/L	12/09/15 - 05/31/23	23	93	CB around T-S line	0.00144	0.1	Standard	No Exceedance
18D	UA	E001	Cobalt, total	mg/L	12/09/15 - 05/31/23	25	3	CB around linear reg	0.000406	0.038	Background	No Exceedance
18D	UA	E001	Fluoride, total	mg/L	12/09/15 - 05/31/23	26	0	CI around mean	0.149	4	Standard	No Exceedance
18D	UA	E001	Lead, total	mg/L	12/09/15 - 05/31/23	23	96	CI around median	0.001	0.0075	Standard	No Exceedance
18D	UA	E001	Lithium, total	mg/L	12/09/15 - 05/31/23	28	0	CB around linear reg	0.023	0.04	Standard	No Exceedance
18D	UA	E001	Mercury, total	mg/L	12/09/15 - 05/31/23	22	100	All ND - Last	0.0002	0.002	Standard	No Exceedance
18D	UA	E001	Molybdenum, total	mg/L	12/09/15 - 05/31/23	28	0	CI around median	0.0315	0.1	Standard	No Exceedance

TABLE 2.
COMPARISON OF STATISTICAL RESULTS TO GWPS - QUARTER 2, 2023

845 QUARTERLY REPORT
 HENNEPIN POWER PLANT
 ASH POND NO. 2 AND ASH POND NO. 4
 HENNEPIN, IL

Well ID	HSU	Event	Parameter	Units	Date Range	Sample Count	Percent ND	Statistical Calculation	Statistical Result	GWPS	GWPS Source	Exceedance Type
18D	UA	E001	pH (field)	SU	12/09/15 - 05/31/23	32	0	CI around mean	7.1/7.2	6.5/9	Stnd/Standard	No Exceedance
18D	UA	E001	Radium 226 + Radium 228, total	pCi/L	12/09/15 - 05/31/23	23	0	CI around mean	0.513	5	Standard	No Exceedance
18D	UA	E001	Selenium, total	mg/L	12/09/15 - 05/31/23	24	93	CI around median	0.001	0.05	Standard	No Exceedance
18D	UA	E001	Sulfate, total	mg/L	12/09/15 - 05/31/23	29	0	CB around linear reg	89.1	400	Standard	No Exceedance
18D	UA	E001	Thallium, total	mg/L	12/09/15 - 05/31/23	22	100	All ND - Last	0.002	0.002	Standard	No Exceedance
18D	UA	E001	Total Dissolved Solids	mg/L	12/09/15 - 05/31/23	29	0	CB around T-S line	461	1,620	Background	No Exceedance
45S	UA	E001	Antimony, total	mg/L	12/09/15 - 06/01/23	22	100	All ND - Last	0.001	0.006	Standard	No Exceedance
45S	UA	E001	Arsenic, total	mg/L	12/09/15 - 06/01/23	23	100	All ND - Last	0.01	0.01	Standard	No Exceedance
45S	UA	E001	Barium, total	mg/L	12/09/15 - 06/01/23	25	0	CB around linear reg	0.0775	2	Standard	No Exceedance
45S	UA	E001	Beryllium, total	mg/L	12/09/15 - 06/01/23	22	100	All ND - Last	0.0005	0.004	Standard	No Exceedance
45S	UA	E001	Boron, total	mg/L	12/09/15 - 06/01/23	26	0	CB around linear reg	0.223	2	Standard	No Exceedance
45S	UA	E001	Cadmium, total	mg/L	12/09/15 - 06/01/23	24	50	CB around linear reg	0.00054	0.005	Standard	No Exceedance
45S	UA	E001	Chloride, total	mg/L	12/09/15 - 06/01/23	26	0	CB around linear reg	85.9	435	Background	No Exceedance
45S	UA	E001	Chromium, total	mg/L	12/09/15 - 06/01/23	24	92	CB around T-S line	0.0015	0.1	Standard	No Exceedance
45S	UA	E001	Cobalt, total	mg/L	12/09/15 - 06/01/23	25	16	CI around geomean	0.00133	0.038	Background	No Exceedance
45S	UA	E001	Fluoride, total	mg/L	12/09/15 - 06/01/23	26	0	CB around linear reg	0.248	4	Standard	No Exceedance
45S	UA	E001	Lead, total	mg/L	12/09/15 - 06/01/23	23	91	CI around median	0.001	0.0075	Standard	No Exceedance
45S	UA	E001	Lithium, total	mg/L	12/09/15 - 06/01/23	25	0	CB around linear reg	0.0109	0.04	Standard	No Exceedance
45S	UA	E001	Mercury, total	mg/L	12/09/15 - 06/01/23	22	100	All ND - Last	0.0002	0.002	Standard	No Exceedance
45S	UA	E001	Molybdenum, total	mg/L	12/09/15 - 06/01/23	25	0	CB around linear reg	0.0433	0.1	Standard	No Exceedance
45S	UA	E001	pH (field)	SU	12/09/15 - 06/01/23	26	0	CI around mean	7.1/7.2	6.5/9	Stnd/Standard	No Exceedance
45S	UA	E001	Radium 226 + Radium 228, total	pCi/L	12/09/15 - 06/01/23	23	0	CI around geomean	0.501	5	Standard	No Exceedance
45S	UA	E001	Selenium, total	mg/L	12/09/15 - 06/01/23	24	100	All ND - Last	0.001	0.05	Standard	No Exceedance
45S	UA	E001	Sulfate, total	mg/L	12/09/15 - 06/01/23	26	0	CI around median	70	400	Standard	No Exceedance
45S	UA	E001	Thallium, total	mg/L	12/09/15 - 06/01/23	22	100	All ND - Last	0.002	0.002	Standard	No Exceedance
45S	UA	E001	Total Dissolved Solids	mg/L	12/09/15 - 06/01/23	26	0	CI around mean	521	1,620	Background	No Exceedance

TABLE 2.
COMPARISON OF STATISTICAL RESULTS TO GWPS - QUARTER 2, 2023

845 QUARTERLY REPORT
HENNEPIN POWER PLANT
ASH POND NO. 2 AND ASH POND NO. 4
HENNEPIN, IL

Notes:

Exceedance Type:

No Exceedance: No exceedance of the GWPS and no resample was collected.

HSU = hydrostratigraphic unit:

UA = Uppermost Aquifer

mg/L = milligrams per liter

ND = non-detect

pCi/L = picocuries per liter

SU = standard units

Sample Count = number of samples from Sampled Date Range used to calculate the Statistical Result

Statistical Calculation = method used to calculate the statistical result:

All ND - Last = All results were below the reporting limit, and the last determined reporting limit is shown

CB around T-S line = Confidence band around Thiel-Sen line

CB around linear reg = Confidence band around linear regression

CI around geomean = Confidence interval around the geometric mean

CI around mean = Confidence interval around the mean

CI around median = Confidence interval around the median

Statistical Result = calculated in accordance with Statistical Analysis Plan using constituent concentrations observed at monitoring well during all sampling events within the specified date range

For pH, the values presented are the lower / upper limits

GWPS = Groundwater Protection Standard

GWPS Source:

Standard = standard specified in 35 I.A.C. § 845.600(a)(1)

Background = background concentration (see cover page for additional information)

FIGURES



- BACKGROUND WELL
- COMPLIANCE WELL
- REGULATED UNIT (SUBJECT UNIT)
- SITE FEATURE
- LIMITS OF FINAL COVER
- PROPERTY BOUNDARY



35 I.A.C. § 845 GROUNDWATER MONITORING WELL NETWORK

ASH POND NO. 2 AND ASH POND NO. 4
HENNEPIN POWER PLANT
HENNEPIN, ILLINOIS

FIGURE 1

ATTACHMENTS

**ATTACHMENT A
GROUNDWATER ELEVATION DATA
QUARTER 2 2023**

ATTACHMENT A.
GROUNDWATER ELEVATION DATA - QUARTER 2, 2023

845 QUARTERLY REPORT
HENNEPIN POWER PLANT
ASH POND NO. 2 AND ASH POND NO. 4
HENNEPIN, IL

Well ID	Well Type	Date	Depth to Groundwater (feet BMP)	Groundwater Elevation (feet NAVD88)
03R	Compliance	05/30/2023	35.04	446.88
07	Background	05/30/2023	67.80	450.47
08	Background	05/30/2023	53.84	447.54
08D	Background	05/30/2023	54.12	447.22
18S	Compliance	05/30/2023	40.86	446.84
18D	Compliance	05/30/2023	40.91	446.69
45S	Compliance	05/30/2023	20.42	447.06
SG02	Water Level	05/30/2023	NA	440.50

Notes:

BMP = below measuring point
NA = not available/not applicable
NAVD88 = North American Vertical Datum of 1988

**ATTACHMENT B
LABORATORY REPORTS AND FIELD DATA SHEETS
QUARTER 2 2023**

June 21, 2023

Eric Bauer
Ramboll
300 S. Wacker Drive
Suite 130
Chicago, IL 60606
TEL: (414) 837-3607
FAX: (414) 837-3608



Illinois	100226
Kansas	E-10374
Louisiana	05002
Louisiana	05003
Oklahoma	9978

RE: HEN-23Q2

WorkOrder: 23051600

Dear Eric Bauer:

TEKLAB, INC received 45 samples on 6/1/2023 4:00:00 PM for the analysis presented in the following report.

Samples are analyzed on an as received basis unless otherwise requested and documented. The sample results contained in this report relate only to the requested analytes of interest as directed on the chain of custody. NELAP accredited fields of testing are indicated by the letters NELAP under the Certification column. Unless otherwise documented within this report, Teklab Inc. analyzes samples utilizing the most current methods in compliance with 40CFR. All tests are performed in the Collinsville, IL laboratory unless otherwise noted in the Case Narrative.

All quality control criteria applicable to the test methods employed for this project have been satisfactorily met and are in accordance with NELAP except where noted. The following report shall not be reproduced, except in full, without the written approval of Teklab, Inc.

If you have any questions regarding these tests results, please feel free to call.

Sincerely,



Elizabeth A. Hurley
Director of Customer Service
(618)344-1004 ex 33
ehurley@teklabinc.com



Report Contents

<http://www.teklabinc.com/>

Client: Ramboll

Work Order: 23051600

Client Project: HEN-23Q2

Report Date: 21-Jun-23

This reporting package includes the following:

Cover Letter	1
Report Contents	2
Definitions	3
Case Narrative	5
Accreditations	6
Laboratory Results	7
Sample Summary	17
Dates Report	18
Quality Control Results	32
Receiving Check List	102
Chain of Custody	Appended

Client: Ramboll

Work Order: 23051600

Client Project: HEN-23Q2

Report Date: 21-Jun-23

Abbr Definition

* Analytes on report marked with an asterisk are not NELAP accredited

CCV Continuing calibration verification is a check of a standard to determine the state of calibration of an instrument between recalibration.

CRQL A Client Requested Quantitation Limit is a reporting limit that varies according to customer request. The CRQL may not be less than the MDL.

DF Dilution factor is the dilution performed during analysis only and does not take into account any dilutions made during sample preparation. The reported result is final and includes all dilution factors.

DNI Did not ignite

DUP Laboratory duplicate is a replicate aliquot prepared under the same laboratory conditions and independently analyzed to obtain a measure of precision.

ICV Initial calibration verification is a check of a standard to determine the state of calibration of an instrument before sample analysis is initiated.

IDPH IL Dept. of Public Health

LCS Laboratory control sample is a sample matrix, free from the analytes of interest, spiked with verified known amounts of analytes and analyzed exactly like a sample to establish intra-laboratory or analyst specific precision and bias or to assess the performance of all or a portion of the measurement system.

LCSD Laboratory control sample duplicate is a replicate laboratory control sample that is prepared and analyzed in order to determine the precision of the approved test method. The acceptable recovery range is listed in the QC Package (provided upon request).

MBLK Method blank is a sample of a matrix similar to the batch of associated sample (when available) that is free from the analytes of interest and is processed simultaneously with and under the same conditions as samples through all steps of the analytical procedures, and in which no target analytes or interferences should present at concentrations that impact the analytical results for sample analyses.

MDL "The method detection limit is defined as the minimum measured concentration of a substance that can be reported with 99% confidence that the measured concentration is distinguishable from method blank results."

MS Matrix spike is an aliquot of matrix fortified (spiked) with known quantities of specific analytes that is subjected to the entire analytical procedures in order to determine the effect of the matrix on an approved test method's recovery system. The acceptable recovery range is listed in the QC Package (provided upon request).

MSD Matrix spike duplicate means a replicate matrix spike that is prepared and analyzed in order to determine the precision of the approved test method. The acceptable recovery range is listed in the QC Package (provided upon request).

MW Molecular weight

NC Data is not acceptable for compliance purposes

ND Not Detected at the Reporting Limit

NELAP NELAP Accredited

PQL Practical quantitation limit means the lowest level that can be reliably achieved within specified limits of precision and accuracy during routine laboratory operation conditions.

RL The reporting limit the lowest level that the data is displayed in the final report. The reporting limit may vary according to customer request or sample dilution. The reporting limit may not be less than the MDL.

RPD Relative percent difference is a calculated difference between two recoveries (ie. MS/MSD). The acceptable recovery limit is listed in the QC Package (provided upon request).

SPK The spike is a known mass of target analyte added to a blank sample or sub-sample; used to determine recovery deficiency or for other quality control purposes.

Surr Surrogates are compounds which are similar to the analytes of interest in chemical composition and behavior in the analytical process, but which are not normally found in environmental samples.

TIC Tentatively identified compound: Analytes tentatively identified in the sample by using a library search. Only results not in the calibration standard will be reported as tentatively identified compounds. Results for tentatively identified compounds that are not present in the calibration standard, but are assigned a specific chemical name based upon the library search, are calculated using total peak areas from reconstructed ion chromatograms and a response factor of one. The nearest Internal Standard is used for the calculation. The results of any TICs must be considered estimated, and are flagged with a "T". If the estimated result is above the calibration range it is flagged "ET"

TNTC Too numerous to count (> 200 CFU)



Definitions

<http://www.teklabinc.com/>

Client: Ramboll

Work Order: 23051600

Client Project: HEN-23Q2

Report Date: 21-Jun-23

Qualifiers

- # - Unknown hydrocarbon
- C - RL shown is a Client Requested Quantitation Limit
- H - Holding times exceeded
- J - Analyte detected below quantitation limits
- ND - Not Detected at the Reporting Limit
- S - Spike Recovery outside recovery limits
- X - Value exceeds Maximum Contaminant Level
- B - Analyte detected in associated Method Blank
- E - Value above quantitation range
- I - Associated internal standard was outside method criteria
- M - Manual Integration used to determine area response
- R - RPD outside accepted recovery limits
- T - TIC(Tentatively identified compound)



Case Narrative

<http://www.teklabinc.com/>

Client: Ramboll
Client Project: HEN-23Q2

Work Order: 23051600
Report Date: 21-Jun-23

Cooler Receipt Temp: 5.4 °C

An employee of Teklab, Inc. collected the sample(s).

HEN_845_802-805 data is included in this report. EAH 6/21/23

Locations

Collinsville

Address 5445 Horseshoe Lake Road
Collinsville, IL 62234-7425
Phone (618) 344-1004
Fax (618) 344-1005
Email jhriley@teklabinc.com

Collinsville Air

Address 5445 Horseshoe Lake Road
Collinsville, IL 62234-7425
Phone (618) 344-1004
Fax (618) 344-1005
Email EHurley@teklabinc.com

Springfield

Address 3920 Pintail Dr
Springfield, IL 62711-9415
Phone (217) 698-1004
Fax (217) 698-1005
Email KKlostermann@teklabinc.com

Chicago

Address 1319 Butterfield Rd.
Downers Grove, IL 60515
Phone (630) 324-6855
Fax
Email arenner@teklabinc.com

Kansas City

Address 8421 Nieman Road
Lenexa, KS 66214
Phone (913) 541-1998
Fax (913) 541-1998
Email jhriley@teklabinc.com



Accreditations

<http://www.teklabinc.com/>

Client: Ramboll

Work Order: 23051600

Client Project: HEN-23Q2

Report Date: 21-Jun-23

State	Dept	Cert #	NELAP	Exp Date	Lab
Illinois	IEPA	100226	NELAP	1/31/2024	Collinsville
Kansas	KDHE	E-10374	NELAP	4/30/2024	Collinsville
Louisiana	LDEQ	05002	NELAP	6/30/2023	Collinsville
Louisiana	LDEQ	05003	NELAP	6/30/2023	Collinsville
Oklahoma	ODEQ	9978	NELAP	8/31/2023	Collinsville
Arkansas	ADEQ	88-0966		3/14/2024	Collinsville
Illinois	IDPH	17584		5/31/2025	Collinsville
Iowa	IDNR	430		6/1/2024	Collinsville
Kentucky	UST	0073		1/31/2024	Collinsville
Missouri	MDNR	00930		5/31/2023	Collinsville
Missouri	MDNR	930		1/31/2025	Collinsville



Laboratory Results

ATTACHMENT B.
 845 QUARTERLY REPORT - QUARTER 2, 2023
 HENNEPIN POWER PLANT, ASH PONDS NO. 2 AND NO. 4
 HEN-845-802-805

<http://www.teklabinc.com/>

Client: Ramboll
 Client Project: HEN-23Q2
 Lab ID: 23051600-002
 Matrix: GROUNDWATER

Work Order: 23051600
 Report Date: 21-Jun-23
 Client Sample ID: HEN-03R
 Collection Date: 05/31/2023 13:12

Analyses	Certification	MDL	RL	Qual	Result	Units	DF	Date Analyzed	Batch
FIELD ELEVATION MEASUREMENTS									
Depth to water from measuring point	*	0	0		35.04	ft	1	05/31/2023 13:12	R329806
STANDARD METHODS 2130 B FIELD									
Turbidity	*	1.0	1.0		< 1.0	NTU	1	05/31/2023 13:12	R329806
STANDARD METHODS 18TH ED. 2580 B FIELD									
Oxidation-Reduction Potential	*	-300	-300		116	mV	1	05/31/2023 13:12	R329806
STANDARD METHODS 2510 B FIELD									
Spec. Conductance, Field	*	0	0		927	µS/cm	1	05/31/2023 13:12	R329806
STANDARD METHODS 2550 B FIELD									
Temperature	*	0	0		18.4	°C	1	05/31/2023 13:12	R329806
STANDARD METHODS 4500-O G FIELD									
Oxygen, Dissolved	*	0	0		0.78	mg/L	1	05/31/2023 13:12	R329806
SW-846 9040B FIELD									
pH	*	0	1.00		7.27		1	05/31/2023 13:12	R329806
STANDARD METHODS 2540 C (TOTAL) 1997, 2011									
Total Dissolved Solids	NELAP	16	20		520	mg/L	1	06/05/2023 10:19	R329833
SW-846 9036 (TOTAL)									
Sulfate	NELAP	31	50		91	mg/L	5	06/02/2023 16:58	R329716
SW-846 9214 (TOTAL)									
Fluoride	NELAP	0.04	0.10		0.22	mg/L	1	06/05/2023 11:12	R329756
SW-846 9251 (TOTAL)									
Chloride	NELAP	2	20		87	mg/L	5	06/02/2023 16:58	R329717
SW-846 3005A, 6010B, METALS BY ICP (TOTAL)									
Arsenic	NELAP	0.0087	0.0100		< 0.0100	mg/L	1	06/05/2023 17:34	206856
Barium	NELAP	0.0007	0.0025		0.0667	mg/L	1	06/05/2023 17:34	206856
Beryllium	NELAP	0.0002	0.0005		< 0.0005	mg/L	1	06/05/2023 17:34	206856
Boron	NELAP	0.0090	0.0200		0.609	mg/L	1	06/05/2023 17:34	206856
Cadmium	NELAP	0.0005	0.0020		< 0.0020	mg/L	1	06/05/2023 17:34	206856
Calcium	NELAP	0.0350	0.100		88.2	mg/L	1	06/05/2023 17:34	206856
Chromium	NELAP	0.0028	0.0050		< 0.0050	mg/L	1	06/05/2023 17:34	206856
Lead	NELAP	0.0040	0.0075		< 0.0075	mg/L	1	06/05/2023 17:34	206856
Lithium	NELAP	0.0019	0.0050		0.0248	mg/L	1	06/15/2023 10:40	206856
Molybdenum	NELAP	0.0037	0.0100		0.104	mg/L	1	06/05/2023 17:34	206856
<i>Sample result exceeds 10 times the method blank contamination for Si. Data is reportable per the TNI Standard.</i>									
<i>Allowable Marginal Exceedance of Si in the laboratory control sample is verified per the TNI Standard.</i>									
SW-846 3005A, 6020A, METALS BY ICMS (TOTAL)									
Antimony	NELAP	0.0004	0.0010		< 0.0010	mg/L	5	06/05/2023 17:26	206856
Cobalt	NELAP	0.0001	0.0010	J	0.0005	mg/L	5	06/05/2023 17:26	206856
Selenium	NELAP	0.0006	0.0010		0.0122	mg/L	5	06/05/2023 17:26	206856
Thallium	NELAP	0.0010	0.0020		< 0.0020	mg/L	5	06/05/2023 17:26	206856
SW-846 7470A (TOTAL)									
Mercury	NELAP	0.00006	0.00020		< 0.00020	mg/L	1	06/05/2023 10:59	206867



Laboratory Results

ATTACHMENT B.
 845 QUARTERLY REPORT - QUARTER 2, 2023
 HENNEPIN POWER PLANT, ASH PONDS NO. 2 AND NO. 4
 HEN-845-802-805

<http://www.teklabinc.com/>

Client: Ramboll
 Client Project: HEN-23Q2
 Lab ID: 23051600-005
 Matrix: GROUNDWATER

Work Order: 23051600
 Report Date: 21-Jun-23

Client Sample ID: HEN-07

Collection Date: 06/01/2023 11:45

Analyses	Certification	MDL	RL	Qual	Result	Units	DF	Date Analyzed	Batch
FIELD ELEVATION MEASUREMENTS									
Depth to water from measuring point	*	0	0		67.80	ft	1	06/01/2023 11:45	R329806
STANDARD METHODS 2130 B FIELD									
Turbidity	*	1.0	1.0		< 1.0	NTU	1	06/01/2023 11:45	R329806
STANDARD METHODS 18TH ED. 2580 B FIELD									
Oxidation-Reduction Potential	*	-300	-300		155	mV	1	06/01/2023 11:45	R329806
STANDARD METHODS 2510 B FIELD									
Spec. Conductance, Field	*	0	0		1210	µS/cm	1	06/01/2023 11:45	R329806
STANDARD METHODS 2550 B FIELD									
Temperature	*	0	0		11.8	°C	1	06/01/2023 11:45	R329806
STANDARD METHODS 4500-O G FIELD									
Oxygen, Dissolved	*	0	0		2.60	mg/L	1	06/01/2023 11:45	R329806
SW-846 9040B FIELD									
pH	*	0	1.00		6.66		1	06/01/2023 11:45	R329806
STANDARD METHODS 2540 C (TOTAL) 1997, 2011									
Total Dissolved Solids	NELAP	16	20		730	mg/L	1	06/06/2023 11:41	R329904
SW-846 9036 (TOTAL)									
Sulfate	NELAP	31	50		109	mg/L	5	06/06/2023 22:38	R329893
SW-846 9214 (TOTAL)									
Fluoride	NELAP	0.04	0.10		0.10	mg/L	1	06/05/2023 10:16	R329756
SW-846 9251 (TOTAL)									
Chloride	NELAP	1	8		68	mg/L	2	06/06/2023 22:32	R329848
SW-846 3005A, 6010B, METALS BY ICP (TOTAL)									
Arsenic	NELAP	0.0087	0.0100		< 0.0100	mg/L	1	06/06/2023 12:05	206885
Barium	NELAP	0.0007	0.0025		0.124	mg/L	1	06/06/2023 12:05	206885
Beryllium	NELAP	0.0002	0.0005		< 0.0005	mg/L	1	06/06/2023 12:05	206885
Boron	NELAP	0.0090	0.0200		0.0701	mg/L	1	06/06/2023 12:05	206885
Cadmium	NELAP	0.0005	0.0020		< 0.0020	mg/L	1	06/06/2023 12:05	206885
Calcium	NELAP	0.0350	0.100		144	mg/L	1	06/06/2023 12:05	206885
Chromium	NELAP	0.0028	0.0050		< 0.0050	mg/L	1	06/06/2023 12:05	206885
Lead	NELAP	0.0040	0.0075		< 0.0075	mg/L	1	06/06/2023 12:05	206885
Lithium	NELAP	0.0038	0.0050		< 0.0050	mg/L	1	06/14/2023 21:33	206885
Molybdenum	NELAP	0.0037	0.0100		< 0.0100	mg/L	1	06/06/2023 12:05	206885
<i>LCS recovered outside upper control limits. Sample results are below the reporting limit. Data is reportable per the TNI Standard.</i>									
<i>Sample result(s) for Si exceed 10 times the method blank contamination. Data is reportable per the TNI Standard.</i>									
SW-846 3005A, 6020A, METALS BY ICMS (TOTAL)									
Antimony	NELAP	0.0004	0.0010		< 0.0010	mg/L	5	06/06/2023 18:46	206885
Cobalt	NELAP	0.0001	0.0010		0.0875	mg/L	5	06/06/2023 18:46	206885
Selenium	NELAP	0.0006	0.0010		< 0.0010	mg/L	5	06/06/2023 18:46	206885
Thallium	NELAP	0.0010	0.0020		< 0.0020	mg/L	5	06/07/2023 13:05	206885
SW-846 7470A (TOTAL)									
Mercury	NELAP	0.00006	0.00020		< 0.00020	mg/L	1	06/05/2023 11:35	206893



Laboratory Results

ATTACHMENT B.
845 QUARTERLY REPORT - QUARTER 2, 2023
HENNEPIN POWER PLANT, ASH PONDS NO. 2 AND NO. 4
HEN-845-802-805

<http://www.teklabinc.com/>

Client: Ramboll
Client Project: HEN-23Q2
Lab ID: 23051600-006
Matrix: GROUNDWATER

Work Order: 23051600
Report Date: 21-Jun-23

Client Sample ID: HEN-08

Collection Date: 06/01/2023 8:54

Analyses	Certification	MDL	RL	Qual	Result	Units	DF	Date Analyzed	Batch
FIELD ELEVATION MEASUREMENTS									
Depth to water from measuring point	*	0	0		53.84	ft	1	06/01/2023 8:54	R329806
STANDARD METHODS 2130 B FIELD									
Turbidity	*	1.0	1.0		< 1.0	NTU	1	06/01/2023 8:54	R329806
STANDARD METHODS 18TH ED. 2580 B FIELD									
Oxidation-Reduction Potential	*	-300	-300		168	mV	1	06/01/2023 8:54	R329806
STANDARD METHODS 2510 B FIELD									
Spec. Conductance, Field	*	0	0		1620	µS/cm	1	06/01/2023 8:54	R329806
STANDARD METHODS 2550 B FIELD									
Temperature	*	0	0		13.3	°C	1	06/01/2023 8:54	R329806
STANDARD METHODS 4500-O G FIELD									
Oxygen, Dissolved	*	0	0		2.59	mg/L	1	06/01/2023 8:54	R329806
SW-846 9040B FIELD									
pH	*	0	1.00		6.53		1	06/01/2023 8:54	R329806
STANDARD METHODS 2540 C (TOTAL) 1997, 2011									
Total Dissolved Solids	NELAP	16	20		902	mg/L	1	06/06/2023 10:56	R329904
SW-846 9036 (TOTAL)									
Sulfate	NELAP	31	50		134	mg/L	5	06/08/2023 0:45	R329925
SW-846 9214 (TOTAL)									
Fluoride	NELAP	0.04	0.10	J	0.09	mg/L	1	06/05/2023 10:19	R329756
SW-846 9251 (TOTAL)									
Chloride	NELAP	2	20		149	mg/L	5	06/06/2023 22:51	R329848
SW-846 3005A, 6010B, METALS BY ICP (TOTAL)									
Arsenic	NELAP	0.0087	0.0100		< 0.0100	mg/L	1	06/06/2023 12:07	206885
Barium	NELAP	0.0007	0.0025		0.0883	mg/L	1	06/06/2023 12:07	206885
Beryllium	NELAP	0.0002	0.0005		< 0.0005	mg/L	1	06/06/2023 12:07	206885
Boron	NELAP	0.0090	0.0200		0.121	mg/L	1	06/06/2023 12:07	206885
Cadmium	NELAP	0.0005	0.0020		< 0.0020	mg/L	1	06/06/2023 12:07	206885
Calcium	NELAP	0.0350	0.100		< 0.100	mg/L	1	06/06/2023 12:07	206885
Chromium	NELAP	0.0028	0.0050		< 0.0050	mg/L	1	06/06/2023 12:07	206885
Lead	NELAP	0.0040	0.0075		< 0.0075	mg/L	1	06/06/2023 12:07	206885
Lithium	NELAP	0.0019	0.0050		0.0090	mg/L	1	06/15/2023 15:09	206885
Molybdenum	NELAP	0.0037	0.0100		< 0.0100	mg/L	1	06/06/2023 12:07	206885
<i>Sample result(s) for Si exceed 10 times the method blank contamination. Data is reportable per the TNI Standard.</i>									
SW-846 3005A, 6020A, METALS BY ICMS (TOTAL)									
Antimony	NELAP	0.0004	0.0010		< 0.0010	mg/L	5	06/06/2023 19:46	206885
Cobalt	NELAP	0.0001	0.0010		0.0032	mg/L	5	06/06/2023 19:46	206885
Selenium	NELAP	0.0006	0.0010		< 0.0010	mg/L	5	06/06/2023 19:46	206885
Thallium	NELAP	0.0010	0.0020		< 0.0020	mg/L	5	06/07/2023 13:12	206885
SW-846 7470A (TOTAL)									
Mercury	NELAP	0.00006	0.00020		< 0.00020	mg/L	1	06/05/2023 11:44	206893



Laboratory Results

ATTACHMENT B.
845 QUARTERLY REPORT - QUARTER 2, 2023
HENNEPIN POWER PLANT, ASH PONDS NO. 2 AND NO. 4
HEN-845-802-805

<http://www.teklabinc.com/>

Client: Ramboll
Client Project: HEN-23Q2
Lab ID: 23051600-007
Matrix: GROUNDWATER

Work Order: 23051600
Report Date: 21-Jun-23
Client Sample ID: HEN-08&D
Collection Date: 05/31/2023 15:10

Analyses	Certification	MDL	RL	Qual	Result	Units	DF	Date Analyzed	Batch
FIELD ELEVATION MEASUREMENTS									
Depth to water from measuring point	*	0	0		54.12	ft	1	05/31/2023 15:10	R329806
STANDARD METHODS 2130 B FIELD									
Turbidity	*	1.0	1.0		< 1.0	NTU	1	05/31/2023 15:10	R329806
STANDARD METHODS 18TH ED. 2580 B FIELD									
Oxidation-Reduction Potential	*	-300	-300		77	mV	1	05/31/2023 15:10	R329806
STANDARD METHODS 2510 B FIELD									
Spec. Conductance, Field	*	0	0		2250	µS/cm	1	05/31/2023 15:10	R329806
STANDARD METHODS 2550 B FIELD									
Temperature	*	0	0		13.8	°C	1	05/31/2023 15:10	R329806
STANDARD METHODS 4500-O G FIELD									
Oxygen, Dissolved	*	0	0		1.55	mg/L	1	05/31/2023 15:10	R329806
SW-846 9040B FIELD									
pH	*	0	1.00		6.63		1	05/31/2023 15:10	R329806
STANDARD METHODS 2540 C (TOTAL) 1997, 2011									
Total Dissolved Solids	NELAP	16	20		1290	mg/L	1	06/05/2023 10:20	R329833
SW-846 9036 (TOTAL)									
Sulfate	NELAP	61	100		198	mg/L	10	06/02/2023 17:43	R329716
SW-846 9214 (TOTAL)									
Fluoride	NELAP	0.04	0.10	J	0.08	mg/L	1	06/05/2023 11:17	R329756
SW-846 9251 (TOTAL)									
Chloride	NELAP	5	40		285	mg/L	10	06/02/2023 17:43	R329717
SW-846 3005A, 6010B, METALS BY ICP (TOTAL)									
Arsenic	NELAP	0.0087	0.0100		< 0.0100	mg/L	1	06/05/2023 17:42	206856
Barium	NELAP	0.0007	0.0025		0.108	mg/L	1	06/05/2023 17:42	206856
Beryllium	NELAP	0.0002	0.0005	J	0.0003	mg/L	1	06/05/2023 17:42	206856
Boron	NELAP	0.0090	0.0200		0.0842	mg/L	1	06/05/2023 17:42	206856
Cadmium	NELAP	0.0005	0.0020		< 0.0020	mg/L	1	06/05/2023 17:42	206856
Calcium	NELAP	0.0350	0.100	S	200	mg/L	1	06/05/2023 17:42	206856
Chromium	NELAP	0.0028	0.0050		< 0.0050	mg/L	1	06/05/2023 17:42	206856
Lead	NELAP	0.0040	0.0075		< 0.0075	mg/L	1	06/05/2023 17:42	206856
Lithium	NELAP	0.0019	0.0050		0.0114	mg/L	1	06/15/2023 9:40	206856
Molybdenum	NELAP	0.0037	0.0100		< 0.0100	mg/L	1	06/05/2023 17:42	206856
<i>Sample result exceeds 10 times the method blank contamination for Si. Data is reportable per the TNI Standard.</i>									
<i>Allowable Marginal Exceedance of Si in the laboratory control sample is verified per the TNI Standard.</i>									
<i>Matrix spike control limits for are not applicable due to high sample/spike ratio.</i>									
SW-846 3005A, 6020A, METALS BY ICMS (TOTAL)									
Antimony	NELAP	0.0004	0.0010		< 0.0010	mg/L	5	06/05/2023 19:16	206856
Cobalt	NELAP	0.0001	0.0010		0.0046	mg/L	5	06/05/2023 19:16	206856
Selenium	NELAP	0.0006	0.0010		< 0.0010	mg/L	5	06/05/2023 19:16	206856
Thallium	NELAP	0.0010	0.0020		< 0.0020	mg/L	5	06/05/2023 19:16	206856
SW-846 7470A (TOTAL)									
Mercury	NELAP	0.00006	0.00020		< 0.00020	mg/L	1	06/05/2023 10:16	206867



Laboratory Results

ATTACHMENT B.
 845 QUARTERLY REPORT - QUARTER 2, 2023
 HENNEPIN POWER PLANT, ASH PONDS NO. 2 AND NO. 4
 HEN-845-802-805

<http://www.teklabinc.com/>

Client: Ramboll
 Client Project: HEN-23Q2
 Lab ID: 23051600-013
 Matrix: GROUNDWATER

Work Order: 23051600
 Report Date: 21-Jun-23
 Client Sample ID: HEN-18#S
 Collection Date: 05/31/2023 14:15

Analyses	Certification	MDL	RL	Qual	Result	Units	DF	Date Analyzed	Batch
FIELD ELEVATION MEASUREMENTS									
Depth to water from measuring point	*	0	0		40.86	ft	1	05/31/2023 14:15	R329806
STANDARD METHODS 2130 B FIELD									
Turbidity	*	1.0	1.0		< 1.0	NTU	1	05/31/2023 14:15	R329806
STANDARD METHODS 18TH ED. 2580 B FIELD									
Oxidation-Reduction Potential	*	-300	-300		135	mV	1	05/31/2023 14:15	R329806
STANDARD METHODS 2510 B FIELD									
Spec. Conductance, Field	*	0	0		921	µS/cm	1	05/31/2023 14:15	R329806
STANDARD METHODS 2550 B FIELD									
Temperature	*	0	0		17.2	°C	1	05/31/2023 14:15	R329806
STANDARD METHODS 4500-O G FIELD									
Oxygen, Dissolved	*	0	0		0.85	mg/L	1	05/31/2023 14:15	R329806
SW-846 9040B FIELD									
pH	*	0	1.00		7.36		1	05/31/2023 14:15	R329806
STANDARD METHODS 2540 C (TOTAL) 1997, 2011									
Total Dissolved Solids	NELAP	16	20		586	mg/L	1	06/05/2023 10:23	R329833
SW-846 9036 (TOTAL)									
Sulfate	NELAP	61	100		143	mg/L	10	06/02/2023 18:55	R329716
SW-846 9214 (TOTAL)									
Fluoride	NELAP	0.04	0.10		0.15	mg/L	1	06/05/2023 11:34	R329756
SW-846 9251 (TOTAL)									
Chloride	NELAP	2	20		89	mg/L	5	06/02/2023 18:45	R329717
SW-846 3005A, 6010B, METALS BY ICP (TOTAL)									
Arsenic	NELAP	0.0087	0.0100		< 0.0100	mg/L	1	06/05/2023 17:44	206856
Barium	NELAP	0.0007	0.0025		0.0626	mg/L	1	06/05/2023 17:44	206856
Beryllium	NELAP	0.0002	0.0005		< 0.0005	mg/L	1	06/05/2023 17:44	206856
Boron	NELAP	0.0090	0.0200		2.62	mg/L	1	06/05/2023 17:44	206856
Cadmium	NELAP	0.0005	0.0020		< 0.0020	mg/L	1	06/05/2023 17:44	206856
Calcium	NELAP	0.0350	0.100		93.4	mg/L	1	06/05/2023 17:44	206856
Chromium	NELAP	0.0028	0.0050		< 0.0050	mg/L	1	06/05/2023 17:44	206856
Lead	NELAP	0.0040	0.0075		< 0.0075	mg/L	1	06/05/2023 17:44	206856
Lithium	NELAP	0.0019	0.0050		0.0579	mg/L	1	06/15/2023 10:51	206856
Molybdenum	NELAP	0.0037	0.0100		0.148	mg/L	1	06/05/2023 17:44	206856
<i>Sample result exceeds 10 times the method blank contamination for Si. Data is reportable per the TNI Standard.</i>									
<i>Allowable Marginal Exceedance of Si in the laboratory control sample is verified per the TNI Standard.</i>									
SW-846 3005A, 6020A, METALS BY ICMS (TOTAL)									
Antimony	NELAP	0.0004	0.0010		< 0.0010	mg/L	5	06/05/2023 18:50	206856
Cobalt	NELAP	0.0001	0.0010	J	0.0002	mg/L	5	06/05/2023 18:50	206856
Selenium	NELAP	0.0006	0.0010		0.0329	mg/L	5	06/05/2023 18:50	206856
Thallium	NELAP	0.0010	0.0020		< 0.0020	mg/L	5	06/05/2023 18:50	206856
SW-846 7470A (TOTAL)									
Mercury	NELAP	0.00006	0.00020		< 0.00020	mg/L	1	06/05/2023 10:34	206867



Laboratory Results

ATTACHMENT B.
 845 QUARTERLY REPORT - QUARTER 2, 2023
 HENNEPIN POWER PLANT, ASH PONDS NO. 2 AND NO. 4
 HEN-845-802-805

<http://www.teklabinc.com/>

Client: Ramboll
 Client Project: HEN-23Q2
 Lab ID: 23051600-014
 Matrix: GROUNDWATER

Work Order: 23051600
 Report Date: 21-Jun-23
 Client Sample ID: HEN-18&D
 Collection Date: 05/31/2023 13:49

Analyses	Certification	MDL	RL	Qual	Result	Units	DF	Date Analyzed	Batch
FIELD ELEVATION MEASUREMENTS									
Depth to water from measuring point	*	0	0		40.91	ft	1	05/31/2023 13:49	R329806
STANDARD METHODS 2130 B FIELD									
Turbidity	*	1.0	1.0		17	NTU	1	05/31/2023 13:49	R329806
STANDARD METHODS 18TH ED. 2580 B FIELD									
Oxidation-Reduction Potential	*	-300	-300		140	mV	1	05/31/2023 13:49	R329806
STANDARD METHODS 2510 B FIELD									
Spec. Conductance, Field	*	0	0		922	µS/cm	1	05/31/2023 13:49	R329806
STANDARD METHODS 2550 B FIELD									
Temperature	*	0	0		17.5	°C	1	05/31/2023 13:49	R329806
STANDARD METHODS 4500-O G FIELD									
Oxygen, Dissolved	*	0	0		0.86	mg/L	1	05/31/2023 13:49	R329806
SW-846 9040B FIELD									
pH	*	0	1.00		7.19		1	05/31/2023 13:49	R329806
STANDARD METHODS 2540 C (TOTAL) 1997, 2011									
Total Dissolved Solids	NELAP	16	20		522	mg/L	1	06/05/2023 10:23	R329833
SW-846 9036 (TOTAL)									
Sulfate	NELAP	31	50		106	mg/L	5	06/02/2023 19:21	R329716
SW-846 9214 (TOTAL)									
Fluoride	NELAP	0.04	0.10		0.13	mg/L	1	06/05/2023 11:36	R329756
SW-846 9251 (TOTAL)									
Chloride	NELAP	2	20		85	mg/L	5	06/02/2023 19:22	R329717
SW-846 3005A, 6010B, METALS BY ICP (TOTAL)									
Arsenic	NELAP	0.0087	0.0100		< 0.0100	mg/L	1	06/05/2023 17:45	206856
Barium	NELAP	0.0007	0.0025		0.0710	mg/L	1	06/05/2023 17:45	206856
Beryllium	NELAP	0.0002	0.0005		< 0.0005	mg/L	1	06/05/2023 17:45	206856
Boron	NELAP	0.0090	0.0200		1.28	mg/L	1	06/05/2023 17:45	206856
Cadmium	NELAP	0.0005	0.0020		< 0.0020	mg/L	1	06/05/2023 17:45	206856
Calcium	NELAP	0.0350	0.100		90.6	mg/L	1	06/05/2023 17:45	206856
Chromium	NELAP	0.0028	0.0050		< 0.0050	mg/L	1	06/05/2023 17:45	206856
Lead	NELAP	0.0040	0.0075		< 0.0075	mg/L	1	06/05/2023 17:45	206856
Lithium	NELAP	0.0019	0.0050		0.0251	mg/L	1	06/15/2023 10:55	206856
Molybdenum	NELAP	0.0037	0.0100		0.0315	mg/L	1	06/05/2023 17:45	206856
<i>Sample result exceeds 10 times the method blank contamination for Si. Data is reportable per the TNI Standard.</i>									
<i>Allowable Marginal Exceedance of Si in the laboratory control sample is verified per the TNI Standard.</i>									
SW-846 3005A, 6020A, METALS BY ICMS (TOTAL)									
Antimony	NELAP	0.0004	0.0010		< 0.0010	mg/L	5	06/05/2023 18:55	206856
Cobalt	NELAP	0.0001	0.0010		0.0027	mg/L	5	06/05/2023 18:55	206856
Selenium	NELAP	0.0006	0.0010		0.0012	mg/L	5	06/05/2023 18:55	206856
Thallium	NELAP	0.0010	0.0020		< 0.0020	mg/L	5	06/05/2023 18:55	206856
SW-846 7470A (TOTAL)									
Mercury	NELAP	0.00006	0.00020		< 0.00020	mg/L	1	06/05/2023 10:43	206867



Laboratory Results

ATTACHMENT B.
 845 QUARTERLY REPORT - QUARTER 2, 2023
 HENNEPIN POWER PLANT, ASH PONDS NO. 2 AND NO. 4
 HEN-845-802-805

<http://www.teklabinc.com/>

Client: Ramboll
 Client Project: HEN-23Q2
 Lab ID: 23051600-030
 Matrix: GROUNDWATER

Work Order: 23051600
 Report Date: 21-Jun-23
 Client Sample ID: HEN-45#S
 Collection Date: 06/01/2023 11:06

Analyses	Certification	MDL	RL	Qual	Result	Units	DF	Date Analyzed	Batch
FIELD ELEVATION MEASUREMENTS									
Depth to water from measuring point	*	0	0		20.42	ft	1	06/01/2023 11:06	R329806
STANDARD METHODS 2130 B FIELD									
Turbidity	*	1.0	1.0		2.5	NTU	1	06/01/2023 11:06	R329806
STANDARD METHODS 18TH ED. 2580 B FIELD									
Oxidation-Reduction Potential	*	-300	-300		138	mV	1	06/01/2023 11:06	R329806
STANDARD METHODS 2510 B FIELD									
Spec. Conductance, Field	*	0	0		1110	µS/cm	1	06/01/2023 11:06	R329806
STANDARD METHODS 2550 B FIELD									
Temperature	*	0	0		19.9	°C	1	06/01/2023 11:06	R329806
STANDARD METHODS 4500-O G FIELD									
Oxygen, Dissolved	*	0	0		1.11	mg/L	1	06/01/2023 11:06	R329806
SW-846 9040B FIELD									
pH	*	0	1.00		6.94		1	06/01/2023 11:06	R329806
STANDARD METHODS 2540 C (TOTAL) 1997, 2011									
Total Dissolved Solids	NELAP	16	20		644	mg/L	1	06/06/2023 11:42	R329904
SW-846 9036 (TOTAL)									
Sulfate	NELAP	31	50		87	mg/L	5	06/06/2023 23:30	R329893
SW-846 9214 (TOTAL)									
Fluoride	NELAP	0.04	0.10		0.22	mg/L	1	06/05/2023 10:49	R329756
SW-846 9251 (TOTAL)									
Chloride	NELAP	2	20		123	mg/L	5	06/06/2023 23:31	R329848
SW-846 3005A, 6010B, METALS BY ICP (TOTAL)									
Arsenic	NELAP	0.0087	0.0100		< 0.0100	mg/L	1	06/06/2023 12:16	206885
Barium	NELAP	0.0007	0.0025		0.0947	mg/L	1	06/06/2023 12:16	206885
Beryllium	NELAP	0.0002	0.0005		< 0.0005	mg/L	1	06/06/2023 12:16	206885
Boron	NELAP	0.0090	0.0200		0.292	mg/L	1	06/06/2023 12:16	206885
Cadmium	NELAP	0.0005	0.0020	J	0.0006	mg/L	1	06/06/2023 12:16	206885
Calcium	NELAP	0.0350	0.100		111	mg/L	1	06/06/2023 12:16	206885
Chromium	NELAP	0.0028	0.0050		< 0.0050	mg/L	1	06/06/2023 12:16	206885
Lead	NELAP	0.0040	0.0075		< 0.0075	mg/L	1	06/06/2023 12:16	206885
Lithium	NELAP	0.0019	0.0050		0.0121	mg/L	1	06/15/2023 15:20	206885
Molybdenum	NELAP	0.0037	0.0100		0.0525	mg/L	1	06/06/2023 12:16	206885
<i>Sample result(s) for Si exceed 10 times the method blank contamination. Data is reportable per the TNI Standard.</i>									
SW-846 3005A, 6020A, METALS BY ICMS (TOTAL)									
Antimony	NELAP	0.0004	0.0010		< 0.0010	mg/L	5	06/06/2023 20:02	206885
Cobalt	NELAP	0.0001	0.0010		0.0042	mg/L	5	06/06/2023 20:02	206885
Selenium	NELAP	0.0006	0.0010		< 0.0010	mg/L	5	06/06/2023 20:02	206885
Thallium	NELAP	0.0010	0.0020		< 0.0020	mg/L	5	06/09/2023 6:07	206885
SW-846 7470A (TOTAL)									
Mercury	NELAP	0.00006	0.00020		< 0.00020	mg/L	1	06/05/2023 12:06	206893



Laboratory Results

ATTACHMENT B.
 845 QUARTERLY REPORT - QUARTER 2, 2023
 HENNEPIN POWER PLANT, ASH PONDS NO. 2 AND NO. 4
 HEN-845-802-805

<http://www.teklabinc.com/>

Client: Ramboll
Client Project: HEN-23Q2
Lab ID: 23051600-043
Matrix: GROUNDWATER

Work Order: 23051600
Report Date: 21-Jun-23
Client Sample ID: HEN-YSG-ILRIVER
Collection Date: 05/30/2023 13:21

Analyses	Certification	MDL	RL	Qual	Result	Units	DF	Date Analyzed	Batch
FIELD ELEVATION MEASUREMENTS									
Depth to water from measuring point	*	0	0		440.50	ft	1	05/30/2023 13:21	R329806



Laboratory Results

ATTACHMENT B.
 845 QUARTERLY REPORT - QUARTER 2, 2023
 HENNEPIN POWER PLANT, ASH PONDS NO. 2 AND NO. 4
 HEN-845-802-805
<http://www.teklabinc.com/>

Client: Ramboll
 Client Project: HEN-23Q2
 Lab ID: 23051600-044
 Matrix: GROUNDWATER

Work Order: 23051600
 Report Date: 21-Jun-23

Client Sample ID: Field Blank

Collection Date: 06/01/2023 8:22

Analyses	Certification	MDL	RL	Qual	Result	Units	DF	Date Analyzed	Batch
STANDARD METHODS 2540 C (TOTAL) 1997, 2011									
Total Dissolved Solids	NELAP	16	20	J	18	mg/L	1	06/06/2023 11:43	R329904
SW-846 9036 (TOTAL)									
Sulfate	NELAP	6	10		< 10	mg/L	1	06/02/2023 23:09	R329716
SW-846 9214 (TOTAL)									
Fluoride	NELAP	0.04	0.10		< 0.10	mg/L	1	06/05/2023 11:01	R329756
SW-846 9251 (TOTAL)									
Chloride	NELAP	1	4		< 4	mg/L	1	06/02/2023 23:11	R329717
SW-846 3005A, 6010B, METALS BY ICP (TOTAL)									
Arsenic	NELAP	0.0087	0.0100		< 0.0100	mg/L	1	06/05/2023 17:02	206857
Barium	NELAP	0.0007	0.0025		< 0.0025	mg/L	1	06/05/2023 17:02	206857
Beryllium	NELAP	0.0002	0.0005		< 0.0005	mg/L	1	06/05/2023 17:02	206857
Boron	NELAP	0.0090	0.0200		< 0.0200	mg/L	1	06/05/2023 17:02	206857
Cadmium	NELAP	0.0005	0.0020		< 0.0020	mg/L	1	06/05/2023 17:02	206857
Calcium	NELAP	0.035	0.10	J	0.044	mg/L	1	06/05/2023 17:02	206857
Chromium	NELAP	0.0028	0.0050		< 0.0050	mg/L	1	06/05/2023 17:02	206857
Lead	NELAP	0.0040	0.0075		< 0.0075	mg/L	1	06/05/2023 17:02	206857
Lithium	NELAP	0.0019	0.0050		< 0.0050	mg/L	1	06/15/2023 15:05	206857
Molybdenum	NELAP	0.0037	0.0100		< 0.0100	mg/L	1	06/05/2023 17:02	206857
SW-846 3005A, 6020A, METALS BY ICPMS (TOTAL)									
Antimony	NELAP	0.0004	0.0010		< 0.0010	mg/L	5	06/05/2023 17:20	206857
Cobalt	NELAP	0.0001	0.0010		< 0.0010	mg/L	5	06/05/2023 17:20	206857
Selenium	NELAP	0.0006	0.0010		< 0.0010	mg/L	5	06/05/2023 17:20	206857
Thallium	NELAP	0.0010	0.0020		< 0.0020	mg/L	5	06/05/2023 17:20	206857
SW-846 7470A (TOTAL)									
Mercury	NELAP	0.00006	0.00020		< 0.00020	mg/L	1	06/05/2023 13:10	206869



Laboratory Results

ATTACHMENT B.
 845 QUARTERLY REPORT - QUARTER 2, 2023
 HENNEPIN POWER PLANT, ASH PONDS NO. 2 AND NO. 4
 HEN-845-802-805

<http://www.teklabinc.com/>

Client: Ramboll
 Client Project: HEN-23Q2
 Lab ID: 23051600-045
 Matrix: GROUNDWATER

Work Order: 23051600
 Report Date: 21-Jun-23
 Client Sample ID: HEN-08 Duplicate
 Collection Date: 06/01/2023 8:54

Analyses	Certification	MDL	RL	Qual	Result	Units	DF	Date Analyzed	Batch
FIELD ELEVATION MEASUREMENTS									
Depth to water from measuring point	*	0	0		53.84	ft	1	06/01/2023 8:54	R329806
STANDARD METHODS 2130 B FIELD									
Turbidity	*	1.0	1.0		< 1.0	NTU	1	06/01/2023 8:54	R329806
STANDARD METHODS 18TH ED. 2580 B FIELD									
Oxidation-Reduction Potential	*	-300	-300		168	mV	1	06/01/2023 8:54	R329806
STANDARD METHODS 2510 B FIELD									
Spec. Conductance, Field	*	0	0		1620	µS/cm	1	06/01/2023 8:54	R329806
STANDARD METHODS 2550 B FIELD									
Temperature	*	0	0		13.3	°F	1	06/01/2023 8:54	R329806
STANDARD METHODS 4500-O G FIELD									
Oxygen, Dissolved	*	0	0		2.59	mg/L	1	06/01/2023 8:54	R329806
SW-846 9040B FIELD									
pH	*	0	1.00		6.53		1	06/01/2023 8:54	R329806
STANDARD METHODS 2540 C (TOTAL) 1997, 2011									
Total Dissolved Solids	NELAP	16	20		900	mg/L	1	06/06/2023 11:43	R329904
SW-846 9036 (TOTAL)									
Sulfate	NELAP	31	50		104	mg/L	5	06/07/2023 1:06	R329893
SW-846 9214 (TOTAL)									
Fluoride	NELAP	0.04	0.10	J	0.08	mg/L	1	06/05/2023 11:07	R329756
SW-846 9251 (TOTAL)									
Chloride	NELAP	2	20		147	mg/L	5	06/07/2023 1:07	R329848
SW-846 3005A, 6010B, METALS BY ICP (TOTAL)									
Arsenic	NELAP	0.0087	0.0100		< 0.0100	mg/L	1	06/06/2023 13:13	206885
Barium	NELAP	0.0007	0.0025		0.0904	mg/L	1	06/06/2023 13:13	206885
Beryllium	NELAP	0.0002	0.0005		< 0.0005	mg/L	1	06/06/2023 13:13	206885
Boron	NELAP	0.0090	0.0200		0.125	mg/L	1	06/06/2023 13:13	206885
Cadmium	NELAP	0.0005	0.0020		< 0.0020	mg/L	1	06/06/2023 13:13	206885
Calcium	NELAP	0.0350	0.100		151	mg/L	1	06/06/2023 13:13	206885
Chromium	NELAP	0.0028	0.0050		< 0.0050	mg/L	1	06/06/2023 13:13	206885
Lead	NELAP	0.0040	0.0075		< 0.0075	mg/L	1	06/06/2023 13:13	206885
Lithium	NELAP	0.0019	0.0050		0.0080	mg/L	1	06/15/2023 15:30	206885
Molybdenum	NELAP	0.0037	0.0100		< 0.0100	mg/L	1	06/06/2023 13:13	206885
<i>Sample result(s) for Si exceed 10 times the method blank contamination. Data is reportable per the TNI Standard.</i>									
SW-846 3005A, 6020A, METALS BY ICMS (TOTAL)									
Antimony	NELAP	0.0004	0.0010		< 0.0010	mg/L	5	06/07/2023 0:06	206885
Cobalt	NELAP	0.0001	0.0010		0.0026	mg/L	5	06/07/2023 0:06	206885
Selenium	NELAP	0.0006	0.0010		< 0.0010	mg/L	5	06/07/2023 0:06	206885
Thallium	NELAP	0.0010	0.0020		< 0.0020	mg/L	5	06/09/2023 2:45	206885
SW-846 7470A (TOTAL)									
Mercury	NELAP	0.00006	0.00020		< 0.00020	mg/L	1	06/05/2023 12:13	206893



Sample Summary

<http://www.teklabinc.com/>

Client: Ramboll
Client Project: HEN-23Q2

Work Order: 23051600
Report Date: 21-Jun-23

Lab Sample ID	Client Sample ID	Matrix	Fractions	Collection Date
23051600-002	HEN-03R	Groundwater	9	05/31/2023 13:12
23051600-005	HEN-07	Groundwater	9	06/01/2023 11:45
23051600-006	HEN-08	Groundwater	10	06/01/2023 8:54
23051600-007	HEN-08&D	Groundwater	1	05/31/2023 9:22
23051600-007	HEN-08&D	Groundwater	9	05/31/2023 15:10
23051600-013	HEN-18#S	Groundwater	9	05/31/2023 14:15
23051600-014	HEN-18&D	Groundwater	9	05/31/2023 13:49
23051600-030	HEN-45#S	Groundwater	9	06/01/2023 11:06
23051600-043	HEN-YSG-ILRIVER	Groundwater	1	05/30/2023 13:21
23051600-044	Field Blank	Groundwater	10	06/01/2023 8:22
23051600-045	HEN-08 Duplicate	Groundwater	10	06/01/2023 8:54



Dates Report

<http://www.teklabinc.com/>

Client: Ramboll

Work Order: 23051600

Client Project: HEN-23Q2

Report Date: 21-Jun-23

Sample ID	Client Sample ID	Collection Date	Received Date	Prep Date/Time	Analysis Date/Time
Test Name					
23051600-002A	HEN-03R	05/31/2023 13:12	06/01/2023 12:08		
	Ferrous Iron by CHEMets Kit				05/31/2023 13:12
	Field Elevation Measurements				05/31/2023 13:12
	Standard Methods 2130 B Field				05/31/2023 13:12
	Standard Methods 18th Ed. 2580 B Field				05/31/2023 13:12
	Standard Methods 2320 B (Total) 1997, 2011				06/05/2023 14:23
	Standard Methods 2320 B 1997, 2011				06/05/2023 14:23
	Standard Methods 2510 B Field				05/31/2023 13:12
	Standard Methods 2540 C (Total) 1997, 2011				06/05/2023 10:19
	Standard Methods 2550 B Field				05/31/2023 13:12
	Standard Methods 4500-NO2 B (Total) 2000, 2011				06/02/2023 11:24
	Standard Methods 4500-NO3 F (Total) 2000, 2011				06/02/2023 9:58
	Standard Methods 4500-NO3 F (Total) 2000, 2011				06/02/2023 9:58
	Standard Methods 4500-O G Field				05/31/2023 13:12
	Standard Methods 4500-P E 1999				06/01/2023 16:00
	Standard Methods 4500-P E 1999, 2011				06/01/2023 16:03
	SW-846 9036 (Total)				06/02/2023 16:58
	SW-846 9040B Field				05/31/2023 13:12
	SW-846 9214 (Total)				06/05/2023 11:12
	SW-846 9251 (Total)				06/02/2023 16:58
23051600-002B	HEN-03R	05/31/2023 13:12	06/01/2023 12:08		
	EPA 314.0				06/14/2023 14:32
23051600-002C	HEN-03R	05/31/2023 13:12	06/01/2023 12:08		
	Standard Methods 2320 B (Dissolved) 1997, 2011				06/06/2023 9:30
	Standard Methods 2320 B (Dissolved) 1997, 2011				06/06/2023 9:30
	Standard Methods 4500-NO2 B (Dissolved) 2000, 2011				06/02/2023 11:25
	Standard Methods 4500-NO3 F (Dissolved) 2000, 2011				06/02/2023 10:49
	Standard Methods 4500-NO3 F (Dissolved) 2000, 2011				06/02/2023 10:49
	Standard Methods 4500-P E (Dissolved) 1999, 2011				06/01/2023 17:56
	Standard Methods 4500-P E (Dissolved) 1999				06/01/2023 16:00
	SW-846 9036 (Dissolved)				06/02/2023 11:14
	SW-846 9214 (Dissolved)				06/05/2023 10:14
	SW-846 9251 (Dissolved)				06/02/2023 11:14
23051600-002D	HEN-03R	05/31/2023 13:12	06/01/2023 12:08		
	SW-846 3005A, 6010B, Metals by ICP (Total)			06/01/2023 18:35	06/05/2023 17:34
	SW-846 3005A, 6010B, Metals by ICP (Total)			06/01/2023 18:35	06/07/2023 9:11
	SW-846 3005A, 6010B, Metals by ICP (Total)			06/01/2023 18:35	06/15/2023 10:40



Dates Report

<http://www.teklabinc.com/>

Client: Ramboll

Work Order: 23051600

Client Project: HEN-23Q2

Report Date: 21-Jun-23

Sample ID	Client Sample ID	Collection Date	Received Date	Prep Date/Time	Analysis Date/Time
	Test Name				
	SW-846 3005A, 6020A, Metals by ICPMS (Total)			06/01/2023 18:35	06/05/2023 17:26
	SW-846 7470A (Total)			06/02/2023 8:28	06/05/2023 10:59
23051600-002E	HEN-03R	05/31/2023 13:12	06/01/2023 12:08		
	SW-846 3005A, 6010B, Metals by ICP (Dissolved)			06/02/2023 8:34	06/07/2023 11:34
	SW-846 3005A, 6010B, Metals by ICP (Dissolved)			06/02/2023 8:34	06/08/2023 12:15
	SW-846 3005A, 6020A, Metals by ICPMS (Dissolved)			06/02/2023 8:34	06/05/2023 13:45
	SW-846 7470A (Dissolved)			06/02/2023 8:28	06/05/2023 9:56
23051600-002F	HEN-03R	05/31/2023 13:12	06/01/2023 12:08		
	SW-846 9012A (Total)			06/02/2023 17:45	06/05/2023 13:54
23051600-002G	HEN-03R	05/31/2023 13:12	06/01/2023 12:08		
	SW-846 9060				06/08/2023 20:38
23051600-002H	HEN-03R	05/31/2023 13:12	06/01/2023 12:08		
	SW-846 9060				06/08/2023 12:17
23051600-002I	HEN-03R	05/31/2023 13:12	06/01/2023 12:08		
	SW-846 5030, 8260B, Volatile Organic Compounds by GC/MS				06/01/2023 19:38
23051600-005A	HEN-07	06/01/2023 11:45	06/01/2023 16:00		
	Ferrous Iron by CHEMets Kit				06/01/2023 11:45
	Field Elevation Measurements				06/01/2023 11:45
	Standard Methods 2130 B Field				06/01/2023 11:45
	Standard Methods 18th Ed. 2580 B Field				06/01/2023 11:45
	Standard Methods 2320 B (Total) 1997, 2011				06/06/2023 9:35
	Standard Methods 2320 B 1997, 2011				06/06/2023 9:35
	Standard Methods 2510 B Field				06/01/2023 11:45
	Standard Methods 2540 C (Total) 1997, 2011				06/06/2023 11:41
	Standard Methods 2550 B Field				06/01/2023 11:45
	Standard Methods 4500-NO2 B (Total) 2000, 2011				06/02/2023 21:56
	Standard Methods 4500-NO3 F (Total) 2000, 2011				06/02/2023 12:21
	Standard Methods 4500-NO3 F (Total) 2000, 2011				06/02/2023 12:21
	Standard Methods 4500-O G Field				06/01/2023 11:45
	Standard Methods 4500-P E 1999				06/02/2023 14:17
	Standard Methods 4500-P E 1999, 2011				06/02/2023 14:19
	SW-846 9036 (Total)				06/06/2023 22:38
	SW-846 9040B Field				06/01/2023 11:45
	SW-846 9214 (Total)				06/05/2023 10:16
	SW-846 9251 (Total)				06/06/2023 22:32
23051600-005B	HEN-07	06/01/2023 11:45	06/01/2023 16:00		
	EPA 314.0				06/14/2023 14:52



Dates Report

<http://www.teklabinc.com/>

Client: Ramboll
Client Project: HEN-23Q2

Work Order: 23051600
Report Date: 21-Jun-23

Sample ID	Client Sample ID	Collection Date	Received Date	Prep Date/Time	Analysis Date/Time
Test Name					
23051600-005C	HEN-07	06/01/2023 11:45	06/01/2023 16:00		
	Standard Methods 2320 B (Dissolved) 1997, 2011				06/05/2023 10:50
	Standard Methods 2320 B (Dissolved) 1997, 2011				06/05/2023 10:50
	Standard Methods 4500-NO2 B (Dissolved) 2000, 2011				06/02/2023 21:41
	Standard Methods 4500-NO3 F (Dissolved) 2000, 2011				06/02/2023 13:16
	Standard Methods 4500-NO3 F (Dissolved) 2000, 2011				06/02/2023 13:16
	Standard Methods 4500-P E (Dissolved) 1999, 2011				06/02/2023 15:50
	Standard Methods 4500-P E (Dissolved) 1999				06/02/2023 14:17
	SW-846 9036 (Dissolved)				06/06/2023 17:09
	SW-846 9214 (Dissolved)				06/05/2023 10:01
	SW-846 9251 (Dissolved)				06/06/2023 0:28
23051600-005D	HEN-07	06/01/2023 11:45	06/01/2023 16:00		
	SW-846 3005A, 6010B, Metals by ICP (Total)			06/02/2023 12:45	06/06/2023 12:05
	SW-846 3005A, 6010B, Metals by ICP (Total)			06/02/2023 12:45	06/07/2023 9:20
	SW-846 3005A, 6010B, Metals by ICP (Total)			06/02/2023 12:45	06/14/2023 21:33
	SW-846 3005A, 6020A, Metals by ICPMS (Total)			06/02/2023 12:45	06/05/2023 23:29
	SW-846 3005A, 6020A, Metals by ICPMS (Total)			06/02/2023 12:45	06/06/2023 18:46
	SW-846 3005A, 6020A, Metals by ICPMS (Total)			06/02/2023 12:45	06/07/2023 13:05
	SW-846 7470A (Total)			06/02/2023 13:47	06/05/2023 11:35
23051600-005E	HEN-07	06/01/2023 11:45	06/01/2023 16:00		
	SW-846 3005A, 6010B, Metals by ICP (Dissolved)			06/02/2023 13:17	06/06/2023 16:25
	SW-846 3005A, 6010B, Metals by ICP (Dissolved)			06/02/2023 13:17	06/07/2023 9:59
	SW-846 3005A, 6020A, Metals by ICPMS (Dissolved)			06/02/2023 13:17	06/06/2023 21:23
	SW-846 3005A, 6020A, Metals by ICPMS (Dissolved)			06/02/2023 13:17	06/07/2023 12:08
	SW-846 7470A (Dissolved)			06/02/2023 13:47	06/05/2023 11:42
23051600-005F	HEN-07	06/01/2023 11:45	06/01/2023 16:00		
	SW-846 9012A (Total)			06/02/2023 17:45	06/05/2023 14:07
23051600-005G	HEN-07	06/01/2023 11:45	06/01/2023 16:00		
	SW-846 9060				06/08/2023 20:57
23051600-005H	HEN-07	06/01/2023 11:45	06/01/2023 16:00		
	SW-846 9060				06/08/2023 12:36
23051600-005I	HEN-07	06/01/2023 11:45	06/01/2023 16:00		
	SW-846 5030, 8260B, Volatile Organic Compounds by GC/MS				06/02/2023 19:55
23051600-006A	HEN-08	06/01/2023 8:54	06/01/2023 16:00		
	Ferrous Iron by CHEMets Kit				06/01/2023 8:54
	Field Elevation Measurements				06/01/2023 8:54
	Standard Methods 2130 B Field				06/01/2023 8:54



Dates Report

<http://www.teklabinc.com/>

Client: Ramboll
Client Project: HEN-23Q2

Work Order: 23051600
Report Date: 21-Jun-23

Sample ID	Client Sample ID	Collection Date	Received Date	Prep Date/Time	Analysis Date/Time
	Test Name				
	Standard Methods 2320 B 1997, 2011				06/05/2023 17:10
	Standard Methods 18th Ed. 2580 B Field				06/01/2023 8:54
	Standard Methods 2320 B (Total) 1997, 2011				06/05/2023 17:10
	Standard Methods 2320 B 1997, 2011				06/05/2023 17:10
	Standard Methods 2510 B Field				06/01/2023 8:54
	Standard Methods 2540 C (Total) 1997, 2011				06/06/2023 10:56
	Standard Methods 2550 B Field				06/01/2023 8:54
	Standard Methods 4500-NO2 B (Total) 2000, 2011				06/02/2023 21:56
	Standard Methods 4500-NO3 F (Total) 2000, 2011				06/02/2023 12:23
	Standard Methods 4500-NO3 F (Total) 2000, 2011				06/02/2023 12:23
	Standard Methods 4500-O G Field				06/01/2023 8:54
	Standard Methods 4500-P E 1999				06/02/2023 14:17
	Standard Methods 4500-P E 1999, 2011				06/02/2023 14:21
	SW-846 9036 (Total)				06/08/2023 0:45
	SW-846 9040B Field				06/01/2023 8:54
	SW-846 9214 (Total)				06/05/2023 10:19
	SW-846 9251 (Total)				06/06/2023 22:51
23051600-006B	HEN-08	06/01/2023 8:54	06/01/2023 16:00		
	EPA 314.0				06/14/2023 15:12
23051600-006C	HEN-08	06/01/2023 8:54	06/01/2023 16:00		
	Standard Methods 2320 B (Dissolved) 1997, 2011				06/05/2023 10:56
	Standard Methods 2320 B (Dissolved) 1997, 2011				06/05/2023 10:56
	Standard Methods 2550 B Field				06/01/2023 8:54
	Standard Methods 4500-NO2 B (Dissolved) 2000, 2011				06/02/2023 21:42
	Standard Methods 4500-NO3 F (Dissolved) 2000, 2011				06/02/2023 13:18
	Standard Methods 4500-NO3 F (Dissolved) 2000, 2011				06/02/2023 13:18
	Standard Methods 4500-P E (Dissolved) 1999, 2011				06/02/2023 15:51
	Standard Methods 4500-P E (Dissolved) 1999				06/02/2023 14:17
	SW-846 9036 (Dissolved)				06/06/2023 17:28
	SW-846 9214 (Dissolved)				06/05/2023 10:03
	SW-846 9251 (Dissolved)				06/06/2023 0:41
23051600-006D	HEN-08	06/01/2023 8:54	06/01/2023 16:00		
	SW-846 3005A, 6010B, Metals by ICP (Total)			06/02/2023 12:45	06/06/2023 12:07
	SW-846 3005A, 6010B, Metals by ICP (Total)			06/02/2023 12:45	06/07/2023 9:21
	SW-846 3005A, 6010B, Metals by ICP (Total)			06/02/2023 12:45	06/15/2023 15:09
	SW-846 3005A, 6020A, Metals by ICPMS (Total)			06/02/2023 12:45	06/05/2023 23:34
	SW-846 3005A, 6020A, Metals by ICPMS (Total)			06/02/2023 12:45	06/06/2023 19:46
	SW-846 3005A, 6020A, Metals by ICPMS (Total)			06/02/2023 12:45	06/07/2023 13:12



Dates Report

<http://www.teklabinc.com/>

Client: Ramboll

Work Order: 23051600

Client Project: HEN-23Q2

Report Date: 21-Jun-23

Sample ID	Client Sample ID	Collection Date	Received Date	Prep Date/Time	Analysis Date/Time
	Test Name				
	SW-846 7470A (Total)			06/02/2023 13:47	06/05/2023 11:44
23051600-006E	HEN-08	06/01/2023 8:54	06/01/2023 16:00		
	SW-846 3005A, 6010B, Metals by ICP (Dissolved)			06/02/2023 13:17	06/06/2023 16:26
	SW-846 3005A, 6010B, Metals by ICP (Dissolved)			06/02/2023 13:17	06/07/2023 10:00
	SW-846 3005A, 6020A, Metals by ICPMS (Dissolved)			06/02/2023 13:17	06/06/2023 21:29
	SW-846 3005A, 6020A, Metals by ICPMS (Dissolved)			06/02/2023 13:17	06/07/2023 13:31
	SW-846 7470A (Dissolved)			06/02/2023 13:47	06/05/2023 11:46
23051600-006F	HEN-08	06/01/2023 8:54	06/01/2023 16:00		
	SW-846 9012A (Total)			06/02/2023 17:45	06/05/2023 14:12
23051600-006G	HEN-08	06/01/2023 8:54	06/01/2023 16:00		
	SW-846 9060				06/08/2023 21:03
	SW-846 9066 (Total)				06/06/2023 9:51
23051600-006H	HEN-08	06/01/2023 8:54	06/01/2023 16:00		
	SW-846 9060				06/08/2023 12:43
23051600-006I	HEN-08	06/01/2023 8:54	06/01/2023 16:00		
	Standard Methods 4500-NH3 G (Total) 1997, 2011				06/05/2023 18:32
23051600-006J	HEN-08	06/01/2023 8:54	06/01/2023 16:00		
	SW-846 5030, 8260B, Volatile Organic Compounds by GC/MS				06/02/2023 20:20
23051600-007A	HEN-08&D	05/31/2023 15:10	06/01/2023 12:08		
	Ferrous Iron by CHEMets Kit				05/31/2023 15:10
	Field Elevation Measurements				05/31/2023 15:10
	Standard Methods 2130 B Field				05/31/2023 15:10
	Standard Methods 2320 B 1997, 2011				06/05/2023 14:42
	Standard Methods 18th Ed. 2580 B Field				05/31/2023 15:10
	Standard Methods 2320 B (Total) 1997, 2011				06/05/2023 14:42
	Standard Methods 2320 B 1997, 2011				06/05/2023 14:42
	Standard Methods 2510 B Field				05/31/2023 15:10
	Standard Methods 2540 C (Total) 1997, 2011				06/05/2023 10:20
	Standard Methods 2550 B Field				05/31/2023 15:10
	Standard Methods 4500-NO2 B (Total) 2000, 2011				06/02/2023 11:31
	Standard Methods 4500-NO3 F (Total) 2000, 2011				06/02/2023 10:05
	Standard Methods 4500-NO3 F (Total) 2000, 2011				06/02/2023 10:05
	Standard Methods 4500-O G Field				05/31/2023 15:10
	Standard Methods 4500-P E 1999				06/01/2023 16:00
	Standard Methods 4500-P E 1999, 2011				06/01/2023 16:05
	SW-846 9036 (Total)				06/02/2023 17:43
	SW-846 9040B Field				05/31/2023 15:10



Dates Report

<http://www.teklabinc.com/>

Client: Ramboll

Work Order: 23051600

Client Project: HEN-23Q2

Report Date: 21-Jun-23

Sample ID	Client Sample ID	Collection Date	Received Date	Prep Date/Time	Analysis Date/Time
	Test Name				
	SW-846 9214 (Total)				06/05/2023 11:17
	SW-846 9251 (Total)				06/02/2023 17:43
23051600-007B	HEN-08&D	05/31/2023 15:10	06/01/2023 12:08		
	EPA 314.0				06/14/2023 15:33
23051600-007C	HEN-08&D	05/31/2023 15:10	06/01/2023 12:08		
	Standard Methods 2320 B (Dissolved) 1997, 2011				06/06/2023 9:42
	Standard Methods 2320 B (Dissolved) 1997, 2011				06/06/2023 9:42
	Standard Methods 2550 B Field				05/31/2023 15:10
	Standard Methods 4500-NO2 B (Dissolved) 2000, 2011				06/02/2023 11:32
	Standard Methods 4500-NO3 F (Dissolved) 2000, 2011				06/02/2023 11:08
	Standard Methods 4500-NO3 F (Dissolved) 2000, 2011				06/02/2023 11:08
	Standard Methods 4500-P E (Dissolved) 1999, 2011				06/01/2023 18:43
	Standard Methods 4500-P E (Dissolved) 1999				06/01/2023 16:00
	SW-846 9036 (Dissolved)				06/02/2023 12:10
	SW-846 9214 (Dissolved)				06/05/2023 10:21
	SW-846 9251 (Dissolved)				06/02/2023 12:10
23051600-007D	HEN-08&D	05/31/2023 15:10	06/01/2023 12:08		
	SW-846 3005A, 6010B, Metals by ICP (Total)			06/01/2023 18:35	06/05/2023 17:42
	SW-846 3005A, 6010B, Metals by ICP (Total)			06/01/2023 18:35	06/07/2023 9:12
	SW-846 3005A, 6010B, Metals by ICP (Total)			06/01/2023 18:35	06/15/2023 9:40
	SW-846 3005A, 6020A, Metals by ICPMS (Total)			06/01/2023 18:35	06/05/2023 19:16
	SW-846 7470A (Total)			06/02/2023 8:28	06/05/2023 10:16
23051600-007E	HEN-08&D	05/31/2023 15:10	06/01/2023 12:08		
	SW-846 3005A, 6010B, Metals by ICP (Dissolved)			06/02/2023 8:34	06/07/2023 11:41
	SW-846 3005A, 6010B, Metals by ICP (Dissolved)			06/02/2023 8:34	06/08/2023 12:19
	SW-846 3005A, 6020A, Metals by ICPMS (Dissolved)			06/02/2023 8:34	06/05/2023 13:55
	SW-846 7470A (Dissolved)			06/02/2023 8:28	06/05/2023 10:18
23051600-007F	HEN-08&D	05/31/2023 15:10	06/01/2023 12:08		
	SW-846 9012A (Total)			06/02/2023 17:45	06/05/2023 14:16
23051600-007G	HEN-08&D	05/31/2023 15:10	06/01/2023 12:08		
	SW-846 9060				06/12/2023 12:59
	SW-846 9066 (Total)				06/06/2023 10:00
23051600-007H	HEN-08&D	05/31/2023 15:10	06/01/2023 12:08		
	SW-846 9060				06/08/2023 12:49
23051600-007I	HEN-08&D	05/31/2023 15:10	06/01/2023 12:08		
	Standard Methods 4500-NH3 G (Total) 1997, 2011				06/05/2023 9:50



Dates Report

<http://www.teklabinc.com/>

Client: Ramboll

Work Order: 23051600

Client Project: HEN-23Q2

Report Date: 21-Jun-23

Sample ID	Client Sample ID	Collection Date	Received Date	Prep Date/Time	Analysis Date/Time
	Test Name				
23051600-007J	HEN-08&D	05/31/2023 9:22	06/01/2023 12:08		
	SW-846 5030, 8260B, Volatile Organic Compounds by GC/MS				06/01/2023 22:06
23051600-013A	HEN-18#S	05/31/2023 14:15	06/01/2023 12:08		
	Ferrous Iron by CHEMets Kit				05/31/2023 14:15
	Field Elevation Measurements				05/31/2023 14:15
	Standard Methods 2130 B Field				05/31/2023 14:15
	Standard Methods 18th Ed. 2580 B Field				05/31/2023 14:15
	Standard Methods 2320 B (Total) 1997, 2011				06/05/2023 15:24
	Standard Methods 2320 B 1997, 2011				06/05/2023 15:24
	Standard Methods 2510 B Field				05/31/2023 14:15
	Standard Methods 2540 C (Total) 1997, 2011				06/05/2023 10:23
	Standard Methods 2550 B Field				05/31/2023 14:15
	Standard Methods 4500-NO2 B (Total) 2000, 2011				06/02/2023 11:32
	Standard Methods 4500-NO3 F (Total) 2000, 2011				06/02/2023 10:13
	Standard Methods 4500-NO3 F (Total) 2000, 2011				06/02/2023 10:13
	Standard Methods 4500-O G Field				05/31/2023 14:15
	Standard Methods 4500-P E 1999				06/01/2023 16:00
	Standard Methods 4500-P E 1999, 2011				06/01/2023 16:33
	SW-846 9036 (Total)				06/02/2023 18:55
	SW-846 9040B Field				05/31/2023 14:15
	SW-846 9214 (Total)				06/05/2023 11:34
	SW-846 9251 (Total)				06/02/2023 18:45
23051600-013B	HEN-18#S	05/31/2023 14:15	06/01/2023 12:08		
	EPA 314.0				06/14/2023 16:14
23051600-013C	HEN-18#S	05/31/2023 14:15	06/01/2023 12:08		
	Standard Methods 2320 B (Dissolved) 1997, 2011				06/06/2023 10:12
	Standard Methods 2320 B (Dissolved) 1997, 2011				06/06/2023 10:12
	Standard Methods 4500-NO2 B (Dissolved) 2000, 2011				06/02/2023 11:33
	Standard Methods 4500-NO3 F (Dissolved) 2000, 2011				06/02/2023 11:11
	Standard Methods 4500-NO3 F (Dissolved) 2000, 2011				06/02/2023 11:11
	Standard Methods 4500-P E (Dissolved) 1999, 2011				06/01/2023 18:43
	Standard Methods 4500-P E (Dissolved) 1999				06/01/2023 16:00
	SW-846 9036 (Dissolved)				06/02/2023 12:52
	SW-846 9214 (Dissolved)				06/05/2023 10:41
	SW-846 9251 (Dissolved)				06/02/2023 12:53
23051600-013D	HEN-18#S	05/31/2023 14:15	06/01/2023 12:08		
	SW-846 3005A, 6010B, Metals by ICP (Total)			06/01/2023 18:35	06/05/2023 17:44



Dates Report

<http://www.teklabinc.com/>

Client: Ramboll

Work Order: 23051600

Client Project: HEN-23Q2

Report Date: 21-Jun-23

Sample ID	Client Sample ID	Collection Date	Received Date	Prep Date/Time	Analysis Date/Time
	Test Name				
	SW-846 3005A, 6010B, Metals by ICP (Total)			06/01/2023 18:35	06/07/2023 9:20
	SW-846 3005A, 6010B, Metals by ICP (Total)			06/01/2023 18:35	06/08/2023 12:25
	SW-846 3005A, 6010B, Metals by ICP (Total)			06/01/2023 18:35	06/15/2023 10:51
	SW-846 3005A, 6020A, Metals by ICPMS (Total)			06/01/2023 18:35	06/05/2023 18:50
	SW-846 7470A (Total)			06/02/2023 8:28	06/05/2023 10:34
23051600-013E	HEN-18#S	05/31/2023 14:15	06/01/2023 12:08		
	SW-846 3005A, 6010B, Metals by ICP (Dissolved)			06/02/2023 8:34	06/07/2023 11:46
	SW-846 3005A, 6010B, Metals by ICP (Dissolved)			06/02/2023 8:34	06/08/2023 12:29
	SW-846 3005A, 6020A, Metals by ICPMS (Dissolved)			06/02/2023 8:34	06/05/2023 15:09
	SW-846 7470A (Dissolved)			06/02/2023 8:28	06/05/2023 10:36
23051600-013F	HEN-18#S	05/31/2023 14:15	06/01/2023 12:08		
	SW-846 9012A (Total)			06/02/2023 17:45	06/05/2023 14:30
23051600-013G	HEN-18#S	05/31/2023 14:15	06/01/2023 12:08		
	SW-846 9060				06/08/2023 22:06
23051600-013H	HEN-18#S	05/31/2023 14:15	06/01/2023 12:08		
	SW-846 9060				06/08/2023 15:08
23051600-013I	HEN-18#S	05/31/2023 14:15	06/01/2023 12:08		
	SW-846 5030, 8260B, Volatile Organic Compounds by GC/MS				06/01/2023 20:03
23051600-014A	HEN-18&D	05/31/2023 13:49	06/01/2023 12:08		
	Ferrous Iron by CHEMets Kit				05/31/2023 13:49
	Field Elevation Measurements				05/31/2023 13:49
	Standard Methods 2130 B Field				05/31/2023 13:49
	Standard Methods 18th Ed. 2580 B Field				05/31/2023 13:49
	Standard Methods 2320 B (Total) 1997, 2011				06/05/2023 15:30
	Standard Methods 2320 B 1997, 2011				06/05/2023 15:30
	Standard Methods 2510 B Field				05/31/2023 13:49
	Standard Methods 2540 C (Total) 1997, 2011				06/05/2023 10:23
	Standard Methods 2550 B Field				05/31/2023 13:49
	Standard Methods 4500-NO2 B (Total) 2000, 2011				06/02/2023 11:38
	Standard Methods 4500-NO3 F (Total) 2000, 2011				06/02/2023 11:59
	Standard Methods 4500-NO3 F (Total) 2000, 2011				06/02/2023 11:59
	Standard Methods 4500-O G Field				05/31/2023 13:49
	Standard Methods 4500-P E 1999				06/01/2023 16:00
	Standard Methods 4500-P E 1999, 2011				06/01/2023 16:37
	SW-846 9036 (Total)				06/02/2023 19:21
	SW-846 9040B Field				05/31/2023 13:49
	SW-846 9214 (Total)				06/05/2023 11:36



Dates Report

<http://www.teklabinc.com/>

Client: Ramboll

Work Order: 23051600

Client Project: HEN-23Q2

Report Date: 21-Jun-23

Sample ID	Client Sample ID	Collection Date	Received Date	Prep Date/Time	Analysis Date/Time
	SW-846 9251 (Total)				06/02/2023 19:22
23051600-014B	HEN-18&D	05/31/2023 13:49	06/01/2023 12:08		
	EPA 314.0				06/14/2023 16:34
23051600-014C	HEN-18&D	05/31/2023 13:49	06/01/2023 12:08		
	Standard Methods 2320 B (Dissolved) 1997, 2011				06/06/2023 10:17
	Standard Methods 2320 B (Dissolved) 1997, 2011				06/06/2023 10:17
	Standard Methods 4500-NO2 B (Dissolved) 2000, 2011				06/02/2023 11:39
	Standard Methods 4500-NO3 F (Dissolved) 2000, 2011				06/02/2023 11:13
	Standard Methods 4500-NO3 F (Dissolved) 2000, 2011				06/02/2023 11:13
	Standard Methods 4500-P E (Dissolved) 1999, 2011				06/01/2023 18:44
	Standard Methods 4500-P E (Dissolved) 1999				06/01/2023 16:00
	SW-846 9036 (Dissolved)				06/02/2023 13:00
	SW-846 9214 (Dissolved)				06/05/2023 10:42
	SW-846 9251 (Dissolved)				06/02/2023 13:01
23051600-014D	HEN-18&D	05/31/2023 13:49	06/01/2023 12:08		
	SW-846 3005A, 6010B, Metals by ICP (Total)			06/01/2023 18:35	06/05/2023 17:45
	SW-846 3005A, 6010B, Metals by ICP (Total)			06/01/2023 18:35	06/07/2023 9:21
	SW-846 3005A, 6010B, Metals by ICP (Total)			06/01/2023 18:35	06/15/2023 10:55
	SW-846 3005A, 6020A, Metals by ICPMS (Total)			06/01/2023 18:35	06/05/2023 18:55
	SW-846 7470A (Total)			06/02/2023 8:28	06/05/2023 10:43
23051600-014E	HEN-18&D	05/31/2023 13:49	06/01/2023 12:08		
	SW-846 3005A, 6010B, Metals by ICP (Dissolved)			06/02/2023 8:34	06/07/2023 11:50
	SW-846 3005A, 6010B, Metals by ICP (Dissolved)			06/02/2023 8:34	06/08/2023 12:29
	SW-846 3005A, 6020A, Metals by ICPMS (Dissolved)			06/02/2023 8:34	06/05/2023 15:14
	SW-846 7470A (Dissolved)			06/02/2023 8:28	06/05/2023 10:50
23051600-014F	HEN-18&D	05/31/2023 13:49	06/01/2023 12:08		
	SW-846 9012A (Total)			06/02/2023 17:45	06/05/2023 14:55
23051600-014G	HEN-18&D	05/31/2023 13:49	06/01/2023 12:08		
	SW-846 9060				06/08/2023 22:13
23051600-014H	HEN-18&D	05/31/2023 13:49	06/01/2023 12:08		
	SW-846 9060				06/08/2023 15:15
23051600-014I	HEN-18&D	05/31/2023 13:49	06/01/2023 12:08		
	SW-846 5030, 8260B, Volatile Organic Compounds by GC/MS				06/01/2023 20:27
23051600-030A	HEN-45#S	06/01/2023 11:06	06/01/2023 16:00		
	Ferrous Iron by CHEMets Kit				06/01/2023 11:06
	Field Elevation Measurements				06/01/2023 11:06



Dates Report

<http://www.teklabinc.com/>

Client: Ramboll

Work Order: 23051600

Client Project: HEN-23Q2

Report Date: 21-Jun-23

Sample ID	Client Sample ID	Collection Date	Received Date	Prep Date/Time	Analysis Date/Time
	Test Name				
	Standard Methods 2130 B Field				06/01/2023 11:06
	Standard Methods 18th Ed. 2580 B Field				06/01/2023 11:06
	Standard Methods 2320 B (Total) 1997, 2011				06/06/2023 10:29
	Standard Methods 2320 B 1997, 2011				06/06/2023 10:29
	Standard Methods 2510 B Field				06/01/2023 11:06
	Standard Methods 2540 C (Total) 1997, 2011				06/06/2023 11:42
	Standard Methods 2550 B Field				06/01/2023 11:06
	Standard Methods 4500-NO2 B (Total) 2000, 2011				06/02/2023 21:58
	Standard Methods 4500-NO3 F (Total) 2000, 2011				06/02/2023 12:39
	Standard Methods 4500-NO3 F (Total) 2000, 2011				06/02/2023 12:39
	Standard Methods 4500-O G Field				06/01/2023 11:06
	Standard Methods 4500-P E 1999				06/02/2023 14:17
	Standard Methods 4500-P E 1999, 2011				06/02/2023 15:04
	SW-846 9036 (Total)				06/06/2023 23:30
	SW-846 9040B Field				06/01/2023 11:06
	SW-846 9214 (Total)				06/05/2023 10:49
	SW-846 9251 (Total)				06/06/2023 23:31
23051600-030B	HEN-45#S	06/01/2023 11:06	06/01/2023 16:00		
	EPA 314.0				06/14/2023 16:54
23051600-030C	HEN-45#S	06/01/2023 11:06	06/01/2023 16:00		
	Standard Methods 2320 B (Dissolved) 1997, 2011				06/06/2023 10:35
	Standard Methods 2320 B (Dissolved) 1997, 2011				06/06/2023 10:35
	Standard Methods 4500-NO2 B (Dissolved) 2000, 2011				06/02/2023 21:50
	Standard Methods 4500-NO3 F (Dissolved) 2000, 2011				06/02/2023 13:38
	Standard Methods 4500-NO3 F (Dissolved) 2000, 2011				06/02/2023 13:38
	Standard Methods 4500-P E (Dissolved) 1999, 2011				06/02/2023 16:49
	Standard Methods 4500-P E (Dissolved) 1999				06/02/2023 14:17
	SW-846 9036 (Dissolved)				06/07/2023 0:05
	SW-846 9214 (Dissolved)				06/05/2023 10:47
	SW-846 9251 (Dissolved)				06/07/2023 0:05
23051600-030D	HEN-45#S	06/01/2023 11:06	06/01/2023 16:00		
	SW-846 3005A, 6010B, Metals by ICP (Total)			06/02/2023 12:45	06/06/2023 12:16
	SW-846 3005A, 6010B, Metals by ICP (Total)			06/02/2023 12:45	06/07/2023 9:55
	SW-846 3005A, 6010B, Metals by ICP (Total)			06/02/2023 12:45	06/15/2023 15:20
	SW-846 3005A, 6020A, Metals by ICPMS (Total)			06/02/2023 12:45	06/06/2023 0:32
	SW-846 3005A, 6020A, Metals by ICPMS (Total)			06/02/2023 12:45	06/06/2023 20:02
	SW-846 3005A, 6020A, Metals by ICPMS (Total)			06/02/2023 12:45	06/07/2023 14:54
	SW-846 3005A, 6020A, Metals by ICPMS (Total)			06/02/2023 12:45	06/09/2023 6:07



Dates Report

<http://www.teklabinc.com/>

Client: Ramboll

Work Order: 23051600

Client Project: HEN-23Q2

Report Date: 21-Jun-23

Sample ID	Client Sample ID	Collection Date	Received Date	Prep Date/Time	Analysis Date/Time
	Test Name				
	SW-846 7470A (Total)			06/02/2023 13:47	06/05/2023 12:06
23051600-030E	HEN-45#S	06/01/2023 11:06	06/01/2023 16:00		
	SW-846 3005A, 6010B, Metals by ICP (Dissolved)			06/02/2023 13:17	06/06/2023 16:34
	SW-846 3005A, 6010B, Metals by ICP (Dissolved)			06/02/2023 13:17	06/07/2023 11:22
	SW-846 3005A, 6020A, Metals by ICPMS (Dissolved)			06/02/2023 13:17	06/07/2023 0:54
	SW-846 3005A, 6020A, Metals by ICPMS (Dissolved)			06/02/2023 13:17	06/07/2023 13:43
	SW-846 3005A, 6020A, Metals by ICPMS (Dissolved)			06/02/2023 13:17	06/09/2023 2:51
	SW-846 7470A (Dissolved)			06/02/2023 13:47	06/05/2023 12:09
23051600-030F	HEN-45#S	06/01/2023 11:06	06/01/2023 16:00		
	SW-846 9012A (Total)			06/02/2023 17:45	06/05/2023 15:04
23051600-030G	HEN-45#S	06/01/2023 11:06	06/01/2023 16:00		
	SW-846 9060				06/08/2023 18:00
23051600-030H	HEN-45#S	06/01/2023 11:06	06/01/2023 16:00		
	SW-846 9060				06/09/2023 0:18
23051600-030I	HEN-45#S	06/01/2023 11:06	06/01/2023 16:00		
	SW-846 5030, 8260B, Volatile Organic Compounds by GC/MS				06/02/2023 21:09
23051600-043A	HEN-YSG-ILRIVER	05/30/2023 13:21	06/01/2023 12:08		
	Field Elevation Measurements				05/30/2023 13:21
23051600-044A	Field Blank	06/01/2023 8:22	06/01/2023 12:08		
	Standard Methods 2320 B 1997, 2011				06/06/2023 10:50
	Standard Methods 2320 B (Total) 1997, 2011				06/06/2023 10:50
	Standard Methods 2320 B 1997, 2011				06/06/2023 10:50
	Standard Methods 2540 C (Total) 1997, 2011				06/06/2023 11:43
	Standard Methods 4500-NO2 B (Total) 2000, 2011				06/02/2023 11:52
	Standard Methods 4500-NO3 F (Total) 2000, 2011				06/02/2023 10:44
	Standard Methods 4500-NO3 F (Total) 2000, 2011				06/02/2023 10:44
	Standard Methods 4500-P E 1999				06/01/2023 16:00
	Standard Methods 4500-P E 1999, 2011				06/01/2023 17:30
	SW-846 9036 (Total)				06/02/2023 23:09
	SW-846 9214 (Total)				06/05/2023 11:01
	SW-846 9251 (Total)				06/02/2023 23:11
23051600-044B	Field Blank	06/01/2023 8:22	06/01/2023 12:08		
	EPA 314.0				06/14/2023 17:15
23051600-044C	Field Blank	06/01/2023 8:22	06/01/2023 12:08		
	Standard Methods 2320 B (Dissolved) 1997, 2011				06/06/2023 10:53
	Standard Methods 2320 B (Dissolved) 1997, 2011				06/06/2023 10:53



Dates Report

<http://www.teklabinc.com/>

Client: Ramboll

Work Order: 23051600

Client Project: HEN-23Q2

Report Date: 21-Jun-23

Sample ID	Client Sample ID	Collection Date	Received Date	Prep Date/Time	Analysis Date/Time
	Test Name				
	Standard Methods 4500-NO2 B (Dissolved) 2000, 2011				06/02/2023 11:52
	Standard Methods 4500-NO3 F (Dissolved) 2000, 2011				06/02/2023 10:46
	Standard Methods 4500-NO3 F (Dissolved) 2000, 2011				06/02/2023 10:46
	Standard Methods 4500-P E (Dissolved) 1999, 2011				06/01/2023 18:26
	Standard Methods 4500-P E (Dissolved) 1999				06/01/2023 16:00
	SW-846 9036 (Dissolved)				06/02/2023 16:49
	SW-846 9214 (Dissolved)				06/05/2023 11:04
	SW-846 9251 (Dissolved)				06/02/2023 16:50
23051600-044D	Field Blank	06/01/2023 8:22	06/01/2023 12:08		
	SW-846 3005A, 6010B, Metals by ICP (Total)			06/01/2023 18:36	06/05/2023 17:02
	SW-846 3005A, 6010B, Metals by ICP (Total)			06/12/2023 17:15	06/14/2023 17:41
	SW-846 3005A, 6010B, Metals by ICP (Total)			06/01/2023 18:36	06/15/2023 15:05
	SW-846 3005A, 6020A, Metals by ICPMS (Total)			06/01/2023 18:36	06/05/2023 17:20
	SW-846 7470A (Total)			06/02/2023 8:31	06/05/2023 13:10
23051600-044E	Field Blank	06/01/2023 8:22	06/01/2023 12:08		
	SW-846 3005A, 6010B, Metals by ICP (Dissolved)			06/02/2023 8:42	06/06/2023 16:20
	SW-846 3005A, 6010B, Metals by ICP (Dissolved)			06/02/2023 8:42	06/07/2023 9:55
	SW-846 3005A, 6020A, Metals by ICPMS (Dissolved)			06/02/2023 8:42	06/05/2023 16:22
	SW-846 7470A (Dissolved)			06/02/2023 8:31	06/05/2023 13:12
23051600-044F	Field Blank	06/01/2023 8:22	06/01/2023 12:08		
	SW-846 9012A (Total)			06/02/2023 17:45	06/05/2023 15:08
23051600-044G	Field Blank	06/01/2023 8:22	06/01/2023 12:08		
	SW-846 9060				06/12/2023 13:31
	SW-846 9066 (Total)				06/06/2023 10:52
23051600-044H	Field Blank	06/01/2023 8:22	06/01/2023 12:08		
	SW-846 9060				06/08/2023 20:25
23051600-044I	Field Blank	06/01/2023 8:22	06/01/2023 12:08		
	Standard Methods 4500-NH3 G (Total) 1997, 2011				06/05/2023 10:33
23051600-044J	Field Blank	06/01/2023 8:22	06/01/2023 12:08		
	SW-846 5030, 8260B, Volatile Organic Compounds by GC/MS				06/01/2023 20:52
23051600-045A	HEN-08 Duplicate	06/01/2023 8:54	06/01/2023 16:00		
	Ferrous Iron by CHEMets Kit				06/01/2023 8:54
	Field Elevation Measurements				06/01/2023 8:54
	Standard Methods 2130 B Field				06/01/2023 8:54
	Standard Methods 2320 B 1997, 2011				06/06/2023 10:56
	Standard Methods 18th Ed. 2580 B Field				06/01/2023 8:54
	Standard Methods 2320 B (Total) 1997, 2011				06/06/2023 10:56



Dates Report

<http://www.teklabinc.com/>

Client: Ramboll

Work Order: 23051600

Client Project: HEN-23Q2

Report Date: 21-Jun-23

Sample ID	Client Sample ID	Collection Date	Received Date	Prep Date/Time	Analysis Date/Time
	Test Name				
	Standard Methods 2320 B 1997, 2011				06/06/2023 10:56
	Standard Methods 2510 B Field				06/01/2023 8:54
	Standard Methods 2540 C (Total) 1997, 2011				06/06/2023 11:43
	Standard Methods 2550 B Field				06/01/2023 8:54
	Standard Methods 4500-NO2 B (Total) 2000, 2011				06/02/2023 21:59
	Standard Methods 4500-NO3 F (Total) 2000, 2011				06/02/2023 13:03
	Standard Methods 4500-NO3 F (Total) 2000, 2011				06/02/2023 13:03
	Standard Methods 4500-O G Field				06/01/2023 8:54
	Standard Methods 4500-P E 1999				06/02/2023 14:17
	Standard Methods 4500-P E 1999, 2011				06/02/2023 15:47
	SW-846 9036 (Total)				06/07/2023 1:06
	SW-846 9040B Field				06/01/2023 8:54
	SW-846 9214 (Total)				06/05/2023 11:07
	SW-846 9251 (Total)				06/07/2023 1:07
23051600-045B	HEN-08 Duplicate	06/01/2023 8:54	06/01/2023 16:00		
	EPA 314.0				06/14/2023 18:16
23051600-045C	HEN-08 Duplicate	06/01/2023 8:54	06/01/2023 16:00		
	Standard Methods 2320 B (Dissolved) 1997, 2011				06/06/2023 11:02
	Standard Methods 2320 B (Dissolved) 1997, 2011				06/06/2023 11:02
	Standard Methods 2550 B Field				06/01/2023 8:54
	Standard Methods 4500-NO2 B (Dissolved) 2000, 2011				06/02/2023 21:51
	Standard Methods 4500-NO3 F (Dissolved) 2000, 2011				06/02/2023 13:40
	Standard Methods 4500-NO3 F (Dissolved) 2000, 2011				06/02/2023 13:40
	Standard Methods 4500-P E (Dissolved) 1999, 2011				06/02/2023 16:39
	Standard Methods 4500-P E (Dissolved) 1999				06/02/2023 14:17
	SW-846 9036 (Dissolved)				06/06/2023 20:11
	SW-846 9214 (Dissolved)				06/05/2023 11:10
	SW-846 9251 (Dissolved)				06/06/2023 20:16
23051600-045D	HEN-08 Duplicate	06/01/2023 8:54	06/01/2023 16:00		
	SW-846 3005A, 6010B, Metals by ICP (Total)			06/02/2023 12:45	06/06/2023 13:13
	SW-846 3005A, 6010B, Metals by ICP (Total)			06/02/2023 12:45	06/07/2023 10:28
	SW-846 3005A, 6010B, Metals by ICP (Total)			06/02/2023 12:45	06/15/2023 15:30
	SW-846 3005A, 6020A, Metals by ICPMS (Total)			06/02/2023 12:45	06/06/2023 0:42
	SW-846 3005A, 6020A, Metals by ICPMS (Total)			06/02/2023 12:45	06/07/2023 0:06
	SW-846 3005A, 6020A, Metals by ICPMS (Total)			06/02/2023 12:45	06/07/2023 15:07
	SW-846 3005A, 6020A, Metals by ICPMS (Total)			06/02/2023 12:45	06/09/2023 2:45
	SW-846 7470A (Total)			06/02/2023 13:47	06/05/2023 12:13



Dates Report

<http://www.teklabinc.com/>

Client: Ramboll

Work Order: 23051600

Client Project: HEN-23Q2

Report Date: 21-Jun-23

Sample ID	Client Sample ID	Collection Date	Received Date	Prep Date/Time	Analysis Date/Time
Test Name					
23051600-045E	HEN-08 Duplicate	06/01/2023 8:54	06/01/2023 16:00		
	SW-846 3005A, 6010B, Metals by ICP (Dissolved)			06/02/2023 13:17	06/06/2023 16:42
	SW-846 3005A, 6010B, Metals by ICP (Dissolved)			06/02/2023 13:17	06/07/2023 11:31
	SW-846 3005A, 6020A, Metals by ICPMS (Dissolved)			06/02/2023 13:17	06/07/2023 1:00
	SW-846 3005A, 6020A, Metals by ICPMS (Dissolved)			06/02/2023 13:17	06/07/2023 13:50
	SW-846 3005A, 6020A, Metals by ICPMS (Dissolved)			06/02/2023 13:17	06/09/2023 2:58
	SW-846 7470A (Dissolved)			06/02/2023 13:47	06/05/2023 12:15
23051600-045F	HEN-08 Duplicate	06/01/2023 8:54	06/01/2023 16:00		
	SW-846 9012A (Total)			06/02/2023 17:45	06/05/2023 15:13
23051600-045G	HEN-08 Duplicate	06/01/2023 8:54	06/01/2023 16:00		
	SW-846 9060				06/09/2023 3:10
	SW-846 9066 (Total)				06/06/2023 11:00
23051600-045H	HEN-08 Duplicate	06/01/2023 8:54	06/01/2023 16:00		
	SW-846 9060				06/08/2023 20:31
23051600-045I	HEN-08 Duplicate	06/01/2023 8:54	06/01/2023 16:00		
	Standard Methods 4500-NH3 G (Total) 1997, 2011				06/05/2023 18:37
23051600-045J	HEN-08 Duplicate	06/01/2023 8:54	06/01/2023 16:00		
	SW-846 5030, 8260B, Volatile Organic Compounds by GC/MS				06/02/2023 21:33



Quality Control Results

<http://www.teklabinc.com/>

Client: Ramboll

Work Order: 23051600

Client Project: HEN-23Q2

Report Date: 21-Jun-23

STANDARD METHODS 2510 B FIELD

Batch R329806 SampType: LCS Units $\mu\text{S/cm}$

SamplD: LCS-R329806

Analyses	Cert	RL	Qual	Result	Spike	SPK Ref Val	%REC	Low Limit	High Limit	Date Analyzed
Spec. Conductance, Field	*	0		1430	1412	0	101.2	90	110	05/31/2023
Spec. Conductance, Field	*	0		1410	1412	0	100.1	90	110	05/31/2023
Spec. Conductance, Field	*	0		1410	1412	0	100.1	90	110	06/01/2023
Spec. Conductance, Field	*	0		1410	1412	0	100.1	90	110	06/01/2023

SW-846 9040B FIELD

Batch R329806 SampType: LCS Units

SamplD: LCS-R329806

Analyses	Cert	RL	Qual	Result	Spike	SPK Ref Val	%REC	Low Limit	High Limit	Date Analyzed
pH	*	1.00		7.09	7.000	0	101.3	98.57	101.4	05/31/2023
pH	*	1.00		7.08	7.000	0	101.1	98.57	101.4	05/31/2023
pH	*	1.00		7.10	7.000	0	101.4	98.57	101.4	06/01/2023
pH	*	1.00		7.07	7.000	0	101.0	98.57	101.4	06/01/2023

STANDARD METHODS 2320 B 1997, 2011

Batch R329791 SampType: MBLK Units mg/L

SamplD: MBLK

Analyses	Cert	RL	Qual	Result	Spike	SPK Ref Val	%REC	Low Limit	High Limit	Date Analyzed
Alkalinity, Total (as CaCO ₃)		0		0						06/05/2023

Batch R329791 SampType: LCS Units mg/L

SamplD: LCS

Analyses	Cert	RL	Qual	Result	Spike	SPK Ref Val	%REC	Low Limit	High Limit	Date Analyzed
Alkalinity, Total (as CaCO ₃)		0		232	233.0	0	99.6	90	110	06/05/2023

Batch R329835 SampType: MBLK Units mg/L

SamplD: MBLK

Analyses	Cert	RL	Qual	Result	Spike	SPK Ref Val	%REC	Low Limit	High Limit	Date Analyzed
Alkalinity, Total (as CaCO ₃)		0		0						06/06/2023

Batch R329835 SampType: LCS Units mg/L

SamplD: LCS

Analyses	Cert	RL	Qual	Result	Spike	SPK Ref Val	%REC	Low Limit	High Limit	Date Analyzed
Alkalinity, Total (as CaCO ₃)		0		235	233.0	0	100.9	90	110	06/06/2023



Quality Control Results

<http://www.teklabinc.com/>

Client: Ramboll
Client Project: HEN-23Q2

Work Order: 23051600
Report Date: 21-Jun-23

STANDARD METHODS 2540 C (TOTAL) 1997, 2011

Batch R329833		SampType: MBLK		Units mg/L							Date Analyzed
SampID: MBLK											
Analyses	Cert	RL	Qual	Result	Spike	SPK Ref Val	%REC	Low Limit	High Limit	Date Analyzed	
Total Dissolved Solids		20		< 20	16.00	0	0	-100	100	06/05/2023	
Total Dissolved Solids		20		< 20	16.00	0	0	-100	100	06/05/2023	

Batch R329833		SampType: LCS		Units mg/L							Date Analyzed
SampID: LCS											
Analyses	Cert	RL	Qual	Result	Spike	SPK Ref Val	%REC	Low Limit	High Limit	Date Analyzed	
Total Dissolved Solids		20		906	1000	0	90.6	90	110	06/05/2023	
Total Dissolved Solids		20		926	1000	0	92.6	90	110	06/05/2023	

Batch R329833		SampType: DUP		Units mg/L							RPD Limit: 10	Date Analyzed
SampID: 23051600-017ADUP												
Analyses	Cert	RL	Qual	Result	Spike	SPK Ref Val	%REC	RPD Ref Val	%RPD	Date Analyzed		
Total Dissolved Solids		50		615				640.0	3.98	06/05/2023		

Batch R329833		SampType: DUP		Units mg/L							RPD Limit: 10	Date Analyzed
SampID: 23051600-031ADUP												
Analyses	Cert	RL	Qual	Result	Spike	SPK Ref Val	%REC	RPD Ref Val	%RPD	Date Analyzed		
Total Dissolved Solids		20		492				464.0	5.86	06/05/2023		

Batch R329904		SampType: MBLK		Units mg/L							Date Analyzed
SampID: MBLK											
Analyses	Cert	RL	Qual	Result	Spike	SPK Ref Val	%REC	Low Limit	High Limit	Date Analyzed	
Total Dissolved Solids		20		< 20	16.00	0	0	-100	100	06/06/2023	

Batch R329904		SampType: LCS		Units mg/L							Date Analyzed
SampID: LCS											
Analyses	Cert	RL	Qual	Result	Spike	SPK Ref Val	%REC	Low Limit	High Limit	Date Analyzed	
Total Dissolved Solids		20		948	1000	0	94.8	90	110	06/06/2023	

Batch R329904		SampType: DUP		Units mg/L							RPD Limit: 10	Date Analyzed
SampID: 23051600-039ADUP												
Analyses	Cert	RL	Qual	Result	Spike	SPK Ref Val	%REC	RPD Ref Val	%RPD	Date Analyzed		
Total Dissolved Solids		20		588				538.0	8.88	06/06/2023		



Quality Control Results

<http://www.teklabinc.com/>

Client: Ramboll

Work Order: 23051600

Client Project: HEN-23Q2

Report Date: 21-Jun-23

STANDARD METHODS 4500-NH3 G (TOTAL) 1997, 2011

Batch R329804		SampType: MBLK		Units mg/L						
SampID: ICB/MBLK										
Analyses	Cert	RL	Qual	Result	Spike	SPK Ref Val	%REC	Low Limit	High Limit	Date Analyzed
Nitrogen, Ammonia (as N)		0.10		< 0.10	0.0270	0	0	-100	100	06/05/2023

Batch R329804		SampType: LCS		Units mg/L						
SampID: ICB/LCS										
Analyses	Cert	RL	Qual	Result	Spike	SPK Ref Val	%REC	Low Limit	High Limit	Date Analyzed
Nitrogen, Ammonia (as N)		0.10		1.05	1.000	0	104.7	90	110	06/05/2023

Batch R329804		SampType: MS		Units mg/L						
SampID: 23051600-009HMS										
Analyses	Cert	RL	Qual	Result	Spike	SPK Ref Val	%REC	Low Limit	High Limit	Date Analyzed
Nitrogen, Ammonia (as N)		0.10		1.83	2.000	0	91.6	90	110	06/05/2023

Batch R329804		SampType: MSD		Units mg/L						
SampID: 23051600-009HMSD										
Analyses	Cert	RL	Qual	Result	Spike	SPK Ref Val	%REC	RPD Ref Val	%RPD	Date Analyzed
Nitrogen, Ammonia (as N)		0.10		1.83	2.000	0	91.4	1.832	0.16	06/05/2023

STANDARD METHODS 4500-NO2 B (DISSOLVED) 2000, 2011

Batch R329648		SampType: MS		Units mg/L						
SampID: 23051600-009BMS										
Analyses	Cert	RL	Qual	Result	Spike	SPK Ref Val	%REC	Low Limit	High Limit	Date Analyzed
Nitrogen, Nitrite (as N)		0.05		0.53	0.5000	0	105.8	85	115	06/01/2023

Batch R329648		SampType: MSD		Units mg/L						
SampID: 23051600-009BMSD										
Analyses	Cert	RL	Qual	Result	Spike	SPK Ref Val	%REC	RPD Ref Val	%RPD	Date Analyzed
Nitrogen, Nitrite (as N)		0.05		0.53	0.5000	0	106.0	0.5290	0.19	06/01/2023

Batch R329648		SampType: MS		Units mg/L						
SampID: 23051600-010BMS										
Analyses	Cert	RL	Qual	Result	Spike	SPK Ref Val	%REC	Low Limit	High Limit	Date Analyzed
Nitrogen, Nitrite (as N)		0.05		0.53	0.5000	0	105.6	85	115	06/01/2023



Quality Control Results

<http://www.teklabinc.com/>

Client: Ramboll

Work Order: 23051600

Client Project: HEN-23Q2

Report Date: 21-Jun-23

STANDARD METHODS 4500-NO2 B (DISSOLVED) 2000, 2011

Batch	R329648	SampType:	MSD	Units mg/L			RPD Limit: 10				
SampID: 23051600-010BMSD											
Analyses	Cert	RL	Qual	Result	Spike	SPK Ref Val	%REC	RPD Ref Val	%RPD	Date Analyzed	
Nitrogen, Nitrite (as N)		0.05		0.53	0.5000	0	105.8	0.5280	0.19	06/01/2023	

Batch	R329648	SampType:	MS	Units mg/L			RPD Limit: 10				
SampID: 23051600-014CMS											
Analyses	Cert	RL	Qual	Result	Spike	SPK Ref Val	%REC	Low Limit	High Limit	Date Analyzed	
Nitrogen, Nitrite (as N)		0.05		0.45	0.5000	0	89.8	85	115	06/02/2023	

Batch	R329648	SampType:	MSD	Units mg/L			RPD Limit: 10				
SampID: 23051600-014CMSD											
Analyses	Cert	RL	Qual	Result	Spike	SPK Ref Val	%REC	RPD Ref Val	%RPD	Date Analyzed	
Nitrogen, Nitrite (as N)		0.05		0.46	0.5000	0	92.2	0.4490	2.64	06/02/2023	

Batch	R329648	SampType:	MS	Units mg/L			RPD Limit: 10				
SampID: 23051600-015BMS											
Analyses	Cert	RL	Qual	Result	Spike	SPK Ref Val	%REC	Low Limit	High Limit	Date Analyzed	
Nitrogen, Nitrite (as N)		0.05		0.53	0.5000	0	105.2	85	115	06/01/2023	

Batch	R329648	SampType:	MSD	Units mg/L			RPD Limit: 10				
SampID: 23051600-015BMSD											
Analyses	Cert	RL	Qual	Result	Spike	SPK Ref Val	%REC	RPD Ref Val	%RPD	Date Analyzed	
Nitrogen, Nitrite (as N)		0.05		0.53	0.5000	0	105.2	0.5260	0.00	06/01/2023	

Batch	R329713	SampType:	MS	Units mg/L			RPD Limit: 10				
SampID: 23051600-005CMS											
Analyses	Cert	RL	Qual	Result	Spike	SPK Ref Val	%REC	Low Limit	High Limit	Date Analyzed	
Nitrogen, Nitrite (as N)		0.05		0.52	0.5000	0	104.4	85	115	06/02/2023	

Batch	R329713	SampType:	MSD	Units mg/L			RPD Limit: 10				
SampID: 23051600-005CMSD											
Analyses	Cert	RL	Qual	Result	Spike	SPK Ref Val	%REC	RPD Ref Val	%RPD	Date Analyzed	
Nitrogen, Nitrite (as N)		0.05		0.53	0.5000	0	105.8	0.5220	1.33	06/02/2023	

Batch	R329713	SampType:	MS	Units mg/L			RPD Limit: 10				
SampID: 23051600-006CMS											
Analyses	Cert	RL	Qual	Result	Spike	SPK Ref Val	%REC	Low Limit	High Limit	Date Analyzed	
Nitrogen, Nitrite (as N)		0.05		0.70	0.5000	0.1790	103.8	85	115	06/02/2023	



Quality Control Results

<http://www.teklabinc.com/>

Client: Ramboll
 Client Project: HEN-23Q2

Work Order: 23051600
 Report Date: 21-Jun-23

STANDARD METHODS 4500-NO2 B (DISSOLVED) 2000, 2011

Batch R329713		SampType: MSD		Units mg/L				RPD Limit: 10			
SampID: 23051600-006CMSD											
Analyses	Cert	RL	Qual	Result	Spike	SPK Ref Val	%REC	RPD Ref Val	%RPD	Date Analyzed	
Nitrogen, Nitrite (as N)		0.05		0.70	0.5000	0.1790	104.4	0.6980	0.43	06/02/2023	

Batch R329713		SampType: MS		Units mg/L							
SampID: 23051600-011BMS											
Analyses	Cert	RL	Qual	Result	Spike	SPK Ref Val	%REC	Low Limit	High Limit	Date Analyzed	
Nitrogen, Nitrite (as N)		0.05		0.52	0.5000	0	105.0	85	115	06/02/2023	

Batch R329713		SampType: MSD		Units mg/L				RPD Limit: 10			
SampID: 23051600-011BMSD											
Analyses	Cert	RL	Qual	Result	Spike	SPK Ref Val	%REC	RPD Ref Val	%RPD	Date Analyzed	
Nitrogen, Nitrite (as N)		0.05		0.52	0.5000	0	105.0	0.5250	0.00	06/02/2023	

STANDARD METHODS 4500-NO2 B (TOTAL) 2000, 2011

Batch R329648		SampType: MBLK		Units mg/L							
SampID: MBLK											
Analyses	Cert	RL	Qual	Result	Spike	SPK Ref Val	%REC	Low Limit	High Limit	Date Analyzed	
Nitrogen, Nitrite (as N)		0.05		< 0.05	0.0250	0	0	-100	100	06/01/2023	

Batch R329648		SampType: LCS		Units mg/L							
SampID: LCS											
Analyses	Cert	RL	Qual	Result	Spike	SPK Ref Val	%REC	Low Limit	High Limit	Date Analyzed	
Nitrogen, Nitrite (as N)		0.25		0.66	0.6510	0	102.2	90	110	06/01/2023	

Batch R329648		SampType: MS		Units mg/L							
SampID: 23051600-004AMS											
Analyses	Cert	RL	Qual	Result	Spike	SPK Ref Val	%REC	Low Limit	High Limit	Date Analyzed	
Nitrogen, Nitrite (as N)		0.05		0.48	0.5000	0	95.4	85	115	06/02/2023	

Batch R329648		SampType: MSD		Units mg/L				RPD Limit: 10			
SampID: 23051600-004AMSD											
Analyses	Cert	RL	Qual	Result	Spike	SPK Ref Val	%REC	RPD Ref Val	%RPD	Date Analyzed	
Nitrogen, Nitrite (as N)		0.05	SR	0.42	0.5000	0	84.6	0.4770	12.00	06/02/2023	



Quality Control Results

<http://www.teklabinc.com/>

Client: Ramboll

Work Order: 23051600

Client Project: HEN-23Q2

Report Date: 21-Jun-23

STANDARD METHODS 4500-NO2 B (TOTAL) 2000, 2011

Batch R329648		SampType: MS		Units mg/L							Date Analyzed
SampID: 23051600-033AMS											
Analyses	Cert	RL	Qual	Result	Spike	SPK Ref Val	%REC	Low Limit	High Limit	Date Analyzed	
Nitrogen, Nitrite (as N)		0.05		0.49	0.5000	0	97.6	85	115	06/02/2023	

Batch R329648		SampType: MSD		Units mg/L							RPD Limit: 10	Date Analyzed
SampID: 23051600-033AMSD												
Analyses	Cert	RL	Qual	Result	Spike	SPK Ref Val	%REC	RPD Ref Val	%RPD	Date Analyzed		
Nitrogen, Nitrite (as N)		0.05		0.46	0.5000	0	92.8	0.4880	5.04	06/02/2023		

Batch R329713		SampType: MBLK		Units mg/L							Date Analyzed
SampID: MBLK											
Analyses	Cert	RL	Qual	Result	Spike	SPK Ref Val	%REC	Low Limit	High Limit	Date Analyzed	
Nitrogen, Nitrite (as N)		0.05		< 0.05	0.0250	0	0	-100	100	06/02/2023	

Batch R329713		SampType: LCS		Units mg/L							Date Analyzed
SampID: LCS											
Analyses	Cert	RL	Qual	Result	Spike	SPK Ref Val	%REC	Low Limit	High Limit	Date Analyzed	
Nitrogen, Nitrite (as N)		0.25		0.68	0.6510	0	105.2	90	110	06/02/2023	

STANDARD METHODS 4500-NO3 F (DISSOLVED) 2000, 2011

Batch R329727		SampType: MS		Units mg/L							Date Analyzed
SampID: 23051600-002CMS											
Analyses	Cert	RL	Qual	Result	Spike	SPK Ref Val	%REC	Low Limit	High Limit	Date Analyzed	
Nitrogen, Nitrate-Nitrite (as N)		0.500		4.98	2.500	2.705	90.9	85	115	06/02/2023	

Batch R329727		SampType: MSD		Units mg/L							RPD Limit: 10	Date Analyzed
SampID: 23051600-002CMSD												
Analyses	Cert	RL	Qual	Result	Spike	SPK Ref Val	%REC	RPD Ref Val	%RPD	Date Analyzed		
Nitrogen, Nitrate-Nitrite (as N)		0.500		5.03	2.500	2.705	92.9	4.977	1.02	06/02/2023		

Batch R329727		SampType: MS		Units mg/L							Date Analyzed
SampID: 23051600-032BMS											
Analyses	Cert	RL	Qual	Result	Spike	SPK Ref Val	%REC	Low Limit	High Limit	Date Analyzed	
Nitrogen, Nitrate-Nitrite (as N)		0.500		6.14	2.500	3.849	91.6	85	115	06/02/2023	



Quality Control Results

<http://www.teklabinc.com/>

Client: Ramboll
Client Project: HEN-23Q2

Work Order: 23051600
Report Date: 21-Jun-23

STANDARD METHODS 4500-NO3 F (DISSOLVED) 2000, 2011

Batch	R329727	SampType:	MSD	Units mg/L			RPD Limit: 10				Date Analyzed
SampID: 23051600-032BMSD											
Analyses	Cert	RL	Qual	Result	Spike	SPK Ref Val	%REC	RPD Ref Val	%RPD		
Nitrogen, Nitrate-Nitrite (as N)		0.500		6.11	2.500	3.849	90.5	6.140	0.46	06/02/2023	

Batch	R329727	SampType:	MS	Units mg/L			RPD Limit: 10				Date Analyzed
SampID: 23051600-036BMS											
Analyses	Cert	RL	Qual	Result	Spike	SPK Ref Val	%REC	Low Limit	High Limit		
Nitrogen, Nitrate-Nitrite (as N)		0.500		6.15	2.500	3.884	90.6	85	115	06/02/2023	

Batch	R329727	SampType:	MSD	Units mg/L			RPD Limit: 10				Date Analyzed
SampID: 23051600-036BMSD											
Analyses	Cert	RL	Qual	Result	Spike	SPK Ref Val	%REC	RPD Ref Val	%RPD		
Nitrogen, Nitrate-Nitrite (as N)		0.500		6.08	2.500	3.884	87.9	6.148	1.10	06/02/2023	

Batch	R329727	SampType:	MS	Units mg/L			RPD Limit: 10				Date Analyzed
SampID: 23051600-040BMS											
Analyses	Cert	RL	Qual	Result	Spike	SPK Ref Val	%REC	Low Limit	High Limit		
Nitrogen, Nitrate-Nitrite (as N)		0.100		0.763	0.5000	0.2830	96.0	85	115	06/02/2023	

Batch	R329727	SampType:	MSD	Units mg/L			RPD Limit: 10				Date Analyzed
SampID: 23051600-040BMSD											
Analyses	Cert	RL	Qual	Result	Spike	SPK Ref Val	%REC	RPD Ref Val	%RPD		
Nitrogen, Nitrate-Nitrite (as N)		0.100		0.744	0.5000	0.2830	92.2	0.7630	2.52	06/02/2023	

STANDARD METHODS 4500-NO3 F (TOTAL) 2000, 2011

Batch	R329727	SampType:	MBLK	Units mg/L			RPD Limit: 10				Date Analyzed
SampID: ICB/MBLK											
Analyses	Cert	RL	Qual	Result	Spike	SPK Ref Val	%REC	Low Limit	High Limit		
Nitrogen, Nitrate (as N)		0.050		< 0.050						06/02/2023	
Nitrogen, Nitrate-Nitrite (as N)		0.050		< 0.050	0.0090	0	0	-100	100	06/02/2023	

Batch	R329727	SampType:	LCS	Units mg/L			RPD Limit: 10				Date Analyzed
SampID: ICV/LCS											
Analyses	Cert	RL	Qual	Result	Spike	SPK Ref Val	%REC	Low Limit	High Limit		
Nitrogen, Nitrate-Nitrite (as N)		0.050		0.469	0.5000	0	93.8	90	110	06/02/2023	



Quality Control Results

<http://www.teklabinc.com/>

Client: Ramboll

Work Order: 23051600

Client Project: HEN-23Q2

Report Date: 21-Jun-23

STANDARD METHODS 4500-NO3 F (TOTAL) 2000, 2011

Batch R329727		SampType: MS		Units mg/L							Date Analyzed
SampID: 23051600-007AMS											
Analyses	Cert	RL	Qual	Result	Spike	SPK Ref Val	%REC	Low Limit	High Limit	Date Analyzed	
Nitrogen, Nitrate-Nitrite (as N)		1.00		13.8	5.000	9.093	94.9	85	115	06/02/2023	

Batch R329727		SampType: MSD		Units mg/L							RPD Limit: 10	Date Analyzed
SampID: 23051600-007AMSD												
Analyses	Cert	RL	Qual	Result	Spike	SPK Ref Val	%REC	RPD Ref Val	%RPD	Date Analyzed		
Nitrogen, Nitrate-Nitrite (as N)		1.00		13.7	5.000	9.093	92.4	13.84	0.94	06/02/2023		

Batch R329727		SampType: MS		Units mg/L							Date Analyzed
SampID: 23051600-011AMS											
Analyses	Cert	RL	Qual	Result	Spike	SPK Ref Val	%REC	Low Limit	High Limit	Date Analyzed	
Nitrogen, Nitrate-Nitrite (as N)		1.00		10.6	5.000	6.001	91.2	85	115	06/02/2023	

Batch R329727		SampType: MSD		Units mg/L							RPD Limit: 10	Date Analyzed
SampID: 23051600-011AMSD												
Analyses	Cert	RL	Qual	Result	Spike	SPK Ref Val	%REC	RPD Ref Val	%RPD	Date Analyzed		
Nitrogen, Nitrate-Nitrite (as N)		1.00		10.4	5.000	6.001	88.0	10.56	1.52	06/02/2023		

Batch R329727		SampType: MS		Units mg/L							Date Analyzed
SampID: 23051600-027AMS											
Analyses	Cert	RL	Qual	Result	Spike	SPK Ref Val	%REC	Low Limit	High Limit	Date Analyzed	
Nitrogen, Nitrate-Nitrite (as N)		0.250		4.14	1.250	2.934	96.4	85	115	06/02/2023	

Batch R329727		SampType: MSD		Units mg/L							RPD Limit: 10	Date Analyzed
SampID: 23051600-027AMSD												
Analyses	Cert	RL	Qual	Result	Spike	SPK Ref Val	%REC	RPD Ref Val	%RPD	Date Analyzed		
Nitrogen, Nitrate-Nitrite (as N)		0.250	S	3.99	1.250	2.934	84.6	4.139	3.64	06/02/2023		

Batch R329727		SampType: MS		Units mg/L							Date Analyzed
SampID: 23051600-035AMS											
Analyses	Cert	RL	Qual	Result	Spike	SPK Ref Val	%REC	Low Limit	High Limit	Date Analyzed	
Nitrogen, Nitrate-Nitrite (as N)		0.050		0.245	0.2500	0.01700	91.2	85	115	06/02/2023	

Batch R329727		SampType: MSD		Units mg/L							RPD Limit: 10	Date Analyzed
SampID: 23051600-035AMSD												
Analyses	Cert	RL	Qual	Result	Spike	SPK Ref Val	%REC	RPD Ref Val	%RPD	Date Analyzed		
Nitrogen, Nitrate-Nitrite (as N)		0.050		0.250	0.2500	0.01700	93.2	0.2450	2.02	06/02/2023		



Quality Control Results

<http://www.teklabinc.com/>

Client: Ramboll

Work Order: 23051600

Client Project: HEN-23Q2

Report Date: 21-Jun-23

STANDARD METHODS 4500-P E 1999, 2011

Batch R329742		SampType: MBLK		Units mg/L							
SampID: MBLK											
Analyses	Cert	RL	Qual	Result	Spike	SPK Ref Val	%REC	Low Limit	High Limit	Date Analyzed	
Phosphorus, Orthophosphate (as P)	*	0.010		< 0.010	0.0020	0	0	-100	100	06/01/2023	

Batch R329742		SampType: LCS		Units mg/L							
SampID: LCS											
Analyses	Cert	RL	Qual	Result	Spike	SPK Ref Val	%REC	Low Limit	High Limit	Date Analyzed	
Phosphorus, Orthophosphate (as P)	*	0.010		0.107	0.1000	0	107.0	90	110	06/01/2023	

Batch R329742		SampType: MS		Units mg/L							
SampID: 23051600-002AMS											
Analyses	Cert	RL	Qual	Result	Spike	SPK Ref Val	%REC	Low Limit	High Limit	Date Analyzed	
Phosphorus, Orthophosphate (as P)	*	0.010		0.061	0.0500	0.009000	104.0	85	115	06/01/2023	

Batch R329742		SampType: MSD		Units mg/L							
SampID: 23051600-002AMSD											
Analyses	Cert	RL	Qual	Result	Spike	SPK Ref Val	%REC	RPD Ref Val	%RPD	Date Analyzed	
Phosphorus, Orthophosphate (as P)	*	0.010		0.056	0.0500	0.009000	94.0	0.06100	8.55	06/01/2023	

Batch R329742		SampType: MS		Units mg/L							
SampID: 23051600-007AMS											
Analyses	Cert	RL	Qual	Result	Spike	SPK Ref Val	%REC	Low Limit	High Limit	Date Analyzed	
Phosphorus, Orthophosphate (as P)	*	0.010		0.080	0.0500	0.03000	100.0	85	115	06/01/2023	

Batch R329742		SampType: MSD		Units mg/L							
SampID: 23051600-007AMSD											
Analyses	Cert	RL	Qual	Result	Spike	SPK Ref Val	%REC	RPD Ref Val	%RPD	Date Analyzed	
Phosphorus, Orthophosphate (as P)	*	0.010		0.083	0.0500	0.03000	106.0	0.08000	3.68	06/01/2023	

Batch R329742		SampType: MS		Units mg/L							
SampID: 23051600-009AMS											
Analyses	Cert	RL	Qual	Result	Spike	SPK Ref Val	%REC	Low Limit	High Limit	Date Analyzed	
Phosphorus, Orthophosphate (as P)	*	0.010		0.062	0.0500	0.01600	92.0	85	115	06/01/2023	

Batch R329742		SampType: MSD		Units mg/L							
SampID: 23051600-009AMSD											
Analyses	Cert	RL	Qual	Result	Spike	SPK Ref Val	%REC	RPD Ref Val	%RPD	Date Analyzed	
Phosphorus, Orthophosphate (as P)	*	0.010		0.061	0.0500	0.01600	90.0	0.06200	1.63	06/01/2023	



Quality Control Results

<http://www.teklabinc.com/>

Client: Ramboll
Client Project: HEN-23Q2

Work Order: 23051600
Report Date: 21-Jun-23

STANDARD METHODS 4500-P E 1999, 2011

Batch R329742		SampType: MS		Units mg/L							Date Analyzed
SampID: 23051600-010AMS											
Analyses	Cert	RL	Qual	Result	Spike	SPK Ref Val	%REC	Low Limit	High Limit	Date Analyzed	
Phosphorus, Orthophosphate (as P)	*	0.010		0.049	0.0500	0	98.0	85	115	06/01/2023	

Batch R329742		SampType: MSD		Units mg/L							RPD Limit: 10	Date Analyzed
SampID: 23051600-010AMSD												
Analyses	Cert	RL	Qual	Result	Spike	SPK Ref Val	%REC	RPD Ref Val	%RPD	Date Analyzed		
Phosphorus, Orthophosphate (as P)	*	0.010		0.054	0.0500	0	108.0	0.04900	9.71	06/01/2023		

Batch R329742		SampType: MS		Units mg/L							Date Analyzed
SampID: 23051600-013AMS											
Analyses	Cert	RL	Qual	Result	Spike	SPK Ref Val	%REC	Low Limit	High Limit	Date Analyzed	
Phosphorus, Orthophosphate (as P)	*	0.010		0.067	0.0500	0.01600	102.0	85	115	06/01/2023	

Batch R329742		SampType: MSD		Units mg/L							RPD Limit: 10	Date Analyzed
SampID: 23051600-013AMSD												
Analyses	Cert	RL	Qual	Result	Spike	SPK Ref Val	%REC	RPD Ref Val	%RPD	Date Analyzed		
Phosphorus, Orthophosphate (as P)	*	0.010		0.062	0.0500	0.01600	92.0	0.06700	7.75	06/01/2023		

Batch R329742		SampType: MS		Units mg/L							Date Analyzed
SampID: 23051600-014AMS											
Analyses	Cert	RL	Qual	Result	Spike	SPK Ref Val	%REC	Low Limit	High Limit	Date Analyzed	
Phosphorus, Orthophosphate (as P)	*	0.010		0.113	0.0500	0.05900	108.0	85	115	06/01/2023	

Batch R329742		SampType: MSD		Units mg/L							RPD Limit: 10	Date Analyzed
SampID: 23051600-014AMSD												
Analyses	Cert	RL	Qual	Result	Spike	SPK Ref Val	%REC	RPD Ref Val	%RPD	Date Analyzed		
Phosphorus, Orthophosphate (as P)	*	0.010		0.116	0.0500	0.05900	114.0	0.1130	2.62	06/01/2023		

Batch R329746		SampType: MBLK		Units mg/L							Date Analyzed
SampID: MBLK											
Analyses	Cert	RL	Qual	Result	Spike	SPK Ref Val	%REC	Low Limit	High Limit	Date Analyzed	
Phosphorus, Orthophosphate (as P)	*	0.010		< 0.010	0.0020	0	0	-100	100	06/02/2023	

Batch R329746		SampType: LCS		Units mg/L							Date Analyzed
SampID: LCS											
Analyses	Cert	RL	Qual	Result	Spike	SPK Ref Val	%REC	Low Limit	High Limit	Date Analyzed	
Phosphorus, Orthophosphate (as P)	*	0.010		0.103	0.1000	0	103.0	90	110	06/02/2023	



Quality Control Results

<http://www.teklabinc.com/>

Client: Ramboll

Work Order: 23051600

Client Project: HEN-23Q2

Report Date: 21-Jun-23

STANDARD METHODS 4500-P E 1999, 2011

Batch R329746		SampType: MS		Units mg/L							
SampID: 23051600-005AMS											
Analyses	Cert	RL	Qual	Result	Spike	SPK Ref Val	%REC	Low Limit	High Limit	Date Analyzed	
Phosphorus, Orthophosphate (as P)	*	0.010	S	0.047	0.0500	0.02000	54.0	85	115	06/02/2023	

Batch R329746		SampType: MSD		Units mg/L							
SampID: 23051600-005AMSD											
Analyses	Cert	RL	Qual	Result	Spike	SPK Ref Val	%REC	RPD Ref Val	%RPD	Date Analyzed	
Phosphorus, Orthophosphate (as P)	*	0.010	SR	0.052	0.0500	0.02000	64.0	0.04700	10.10	06/02/2023	

Batch R329746		SampType: MS		Units mg/L							
SampID: 23051600-006AMS											
Analyses	Cert	RL	Qual	Result	Spike	SPK Ref Val	%REC	Low Limit	High Limit	Date Analyzed	
Phosphorus, Orthophosphate (as P)	*	0.010		0.044	0.0500	0	88.0	85	115	06/02/2023	

Batch R329746		SampType: MSD		Units mg/L							
SampID: 23051600-006AMSD											
Analyses	Cert	RL	Qual	Result	Spike	SPK Ref Val	%REC	RPD Ref Val	%RPD	Date Analyzed	
Phosphorus, Orthophosphate (as P)	*	0.010		0.048	0.0500	0	96.0	0.04400	8.70	06/02/2023	

SW-846 9012A (TOTAL)

Batch 206887		SampType: MBLK		Units mg/L							
SampID: MBLK 230602 TCN1											
Analyses	Cert	RL	Qual	Result	Spike	SPK Ref Val	%REC	Low Limit	High Limit	Date Analyzed	
Cyanide		0.005		< 0.005	0.0015	0	0	-100	100	06/05/2023	

Batch 206887		SampType: LCS		Units mg/L							
SampID: LCS 230602 TCN1											
Analyses	Cert	RL	Qual	Result	Spike	SPK Ref Val	%REC	Low Limit	High Limit	Date Analyzed	
Cyanide		0.005		0.027	0.0250	0	106.7	90	110	06/05/2023	

Batch 206887		SampType: MS		Units mg/L							
SampID: 23051600-001EMS											
Analyses	Cert	RL	Qual	Result	Spike	SPK Ref Val	%REC	Low Limit	High Limit	Date Analyzed	
Cyanide		0.005		0.033	0.0250	0.006700	104.9	75	125	06/05/2023	



Quality Control Results

<http://www.teklabinc.com/>

Client: Ramboll

Work Order: 23051600

Client Project: HEN-23Q2

Report Date: 21-Jun-23

SW-846 9012A (TOTAL)

Batch 206887		SampType: MSD		Units mg/L			RPD Limit: 15			
SampID: 23051600-001EMSD										
Analyses	Cert	RL	Qual	Result	Spike	SPK Ref Val	%REC	RPD Ref Val	%RPD	Date Analyzed
Cyanide		0.005		0.031	0.0250	0.006700	97.2	0.03292	6.04	06/05/2023

Batch 206887		SampType: MS		Units mg/L			RPD Limit: 15			
SampID: 23051600-010EMS										
Analyses	Cert	RL	Qual	Result	Spike	SPK Ref Val	%REC	Low Limit	High Limit	Date Analyzed
Cyanide		0.005		0.027	0.0250	0	107.9	75	125	06/05/2023

Batch 206887		SampType: MSD		Units mg/L			RPD Limit: 15			
SampID: 23051600-010EMSD										
Analyses	Cert	RL	Qual	Result	Spike	SPK Ref Val	%REC	RPD Ref Val	%RPD	Date Analyzed
Cyanide		0.005		0.027	0.0250	0	108.6	0.02696	0.70	06/05/2023

SW-846 9036 (DISSOLVED)

Batch R329716		SampType: MS		Units mg/L			RPD Limit: 10			
SampID: 23051600-004BMS										
Analyses	Cert	RL	Qual	Result	Spike	SPK Ref Val	%REC	Low Limit	High Limit	Date Analyzed
Sulfate		50		164	100.0	77.76	86.1	85	115	06/02/2023

Batch R329716		SampType: MSD		Units mg/L			RPD Limit: 10			
SampID: 23051600-004BMSD										
Analyses	Cert	RL	Qual	Result	Spike	SPK Ref Val	%REC	RPD Ref Val	%RPD	Date Analyzed
Sulfate		50		169	100.0	77.76	91.4	163.9	3.16	06/02/2023

Batch R329716		SampType: MS		Units mg/L			RPD Limit: 10			
SampID: 23051600-017BMS										
Analyses	Cert	RL	Qual	Result	Spike	SPK Ref Val	%REC	Low Limit	High Limit	Date Analyzed
Sulfate		50		194	100.0	101.8	92.1	85	115	06/02/2023

Batch R329716		SampType: MSD		Units mg/L			RPD Limit: 10			
SampID: 23051600-017BMSD										
Analyses	Cert	RL	Qual	Result	Spike	SPK Ref Val	%REC	RPD Ref Val	%RPD	Date Analyzed
Sulfate		50		198	100.0	101.8	96.5	193.9	2.24	06/02/2023



Quality Control Results

<http://www.teklabinc.com/>

Client: Ramboll

Work Order: 23051600

Client Project: HEN-23Q2

Report Date: 21-Jun-23

SW-846 9036 (DISSOLVED)

Batch R329716		SampType: MS		Units mg/L							Date
SampID: 23051600-034BMS											
Analyses	Cert	RL	Qual	Result	Spike	SPK Ref Val	%REC	Low Limit	High Limit		Analyzed
Sulfate		50	S	172	100.0	89.14	83.0	85	115		06/02/2023

Batch R329716		SampType: MSD		Units mg/L		RPD Limit: 10					Date
SampID: 23051600-034BMSD											
Analyses	Cert	RL	Qual	Result	Spike	SPK Ref Val	%REC	RPD Ref Val	%RPD		Analyzed
Sulfate		50		182	100.0	89.14	92.8	172.2	5.54		06/02/2023

Batch R329893		SampType: MS		Units mg/L							Date
SampID: 23051600-005CMS											
Analyses	Cert	RL	Qual	Result	Spike	SPK Ref Val	%REC	Low Limit	High Limit		Analyzed
Sulfate		20	E	130	40.00	94.54	88.4	85	115		06/06/2023

Batch R329893		SampType: MSD		Units mg/L		RPD Limit: 10					Date
SampID: 23051600-005CMSD											
Analyses	Cert	RL	Qual	Result	Spike	SPK Ref Val	%REC	RPD Ref Val	%RPD		Analyzed
Sulfate		20	E	132	40.00	94.54	94.5	129.9	1.85		06/06/2023

Batch R329893		SampType: MS		Units mg/L							Date
SampID: 23051600-030CMS											
Analyses	Cert	RL	Qual	Result	Spike	SPK Ref Val	%REC	Low Limit	High Limit		Analyzed
Sulfate		50		186	100.0	87.30	98.4	85	115		06/07/2023

Batch R329893		SampType: MSD		Units mg/L		RPD Limit: 10					Date
SampID: 23051600-030CMSD											
Analyses	Cert	RL	Qual	Result	Spike	SPK Ref Val	%REC	RPD Ref Val	%RPD		Analyzed
Sulfate		50		184	100.0	87.30	96.4	185.7	1.07		06/07/2023

SW-846 9036 (TOTAL)

Batch R329716		SampType: MBLK		Units mg/L							Date
SampID: ICB/MBLK											
Analyses	Cert	RL	Qual	Result	Spike	SPK Ref Val	%REC	Low Limit	High Limit		Analyzed
Sulfate		10		< 10	6.140	0	0	-100	100		06/02/2023



Quality Control Results

<http://www.teklabinc.com/>

Client: Ramboll
Client Project: HEN-23Q2

Work Order: 23051600
Report Date: 21-Jun-23

SW-846 9036 (TOTAL)

Batch R329716		SampType: LCS		Units mg/L							
SampID: ICV/LCS											
Analyses	Cert	RL	Qual	Result	Spike	SPK Ref Val	%REC	Low Limit	High Limit	Date Analyzed	
Sulfate		10		20	20.00	0	100.8	90	110	06/02/2023	

Batch R329716		SampType: MS		Units mg/L							
SampID: 23051600-008AMS											
Analyses	Cert	RL	Qual	Result	Spike	SPK Ref Val	%REC	Low Limit	High Limit	Date Analyzed	
Sulfate		50		165	100.0	79.56	85.2	85	115	06/02/2023	

Batch R329716		SampType: MSD		Units mg/L							
SampID: 23051600-008AMSD											
Analyses	Cert	RL	Qual	Result	Spike	SPK Ref Val	%REC	RPD Ref Val	%RPD	Date Analyzed	
Sulfate		50		165	100.0	79.56	85.5	164.8	0.18	06/02/2023	

Batch R329716		SampType: MS		Units mg/L							
SampID: 23051600-013AMS											
Analyses	Cert	RL	Qual	Result	Spike	SPK Ref Val	%REC	Low Limit	High Limit	Date Analyzed	
Sulfate		100		313	200.0	142.9	85.1	85	115	06/02/2023	

Batch R329716		SampType: MSD		Units mg/L							
SampID: 23051600-013AMSD											
Analyses	Cert	RL	Qual	Result	Spike	SPK Ref Val	%REC	RPD Ref Val	%RPD	Date Analyzed	
Sulfate		100		320	200.0	142.9	88.5	313.2	2.15	06/02/2023	

Batch R329716		SampType: MS		Units mg/L							
SampID: 23051600-021AMS											
Analyses	Cert	RL	Qual	Result	Spike	SPK Ref Val	%REC	Low Limit	High Limit	Date Analyzed	
Sulfate		50		211	100.0	117.8	93.3	85	115	06/02/2023	

Batch R329716		SampType: MSD		Units mg/L							
SampID: 23051600-021AMSD											
Analyses	Cert	RL	Qual	Result	Spike	SPK Ref Val	%REC	RPD Ref Val	%RPD	Date Analyzed	
Sulfate		50		206	100.0	117.8	87.9	211.1	2.61	06/02/2023	

Batch R329716		SampType: MS		Units mg/L							
SampID: 23051600-034AMS											
Analyses	Cert	RL	Qual	Result	Spike	SPK Ref Val	%REC	Low Limit	High Limit	Date Analyzed	
Sulfate		50		180	100.0	88.17	92.3	85	115	06/02/2023	



Quality Control Results

<http://www.teklabinc.com/>

Client: Ramboll

Work Order: 23051600

Client Project: HEN-23Q2

Report Date: 21-Jun-23

SW-846 9036 (TOTAL)

Batch R329716		SampType: MSD		Units mg/L				RPD Limit: 10			Date Analyzed
SampID: 23051600-034AMSD											
Analyses	Cert	RL	Qual	Result	Spike	SPK Ref Val	%REC	RPD Ref Val	%RPD	Date Analyzed	
Sulfate		50		184	100.0	88.17	95.7	180.5	1.84	06/02/2023	

Batch R329763		SampType: MBLK		Units mg/L				RPD Limit: 10			Date Analyzed
SampID: ICB/MBLK											
Analyses	Cert	RL	Qual	Result	Spike	SPK Ref Val	%REC	Low Limit	High Limit	Date Analyzed	
Sulfate		10		< 10	6.140	0	0	-100	100	06/03/2023	

Batch R329763		SampType: LCS		Units mg/L				RPD Limit: 10			Date Analyzed
SampID: ICV/LCS											
Analyses	Cert	RL	Qual	Result	Spike	SPK Ref Val	%REC	Low Limit	High Limit	Date Analyzed	
Sulfate		10		18	20.00	0	91.2	90	110	06/03/2023	

Batch R329780		SampType: MBLK		Units mg/L				RPD Limit: 10			Date Analyzed
SampID: ICB/MBLK											
Analyses	Cert	RL	Qual	Result	Spike	SPK Ref Val	%REC	Low Limit	High Limit	Date Analyzed	
Sulfate		10		< 10	6.140	0	0	-100	100	06/05/2023	

Batch R329780		SampType: LCS		Units mg/L				RPD Limit: 10			Date Analyzed
SampID: ICV/LCS											
Analyses	Cert	RL	Qual	Result	Spike	SPK Ref Val	%REC	Low Limit	High Limit	Date Analyzed	
Sulfate		10		19	20.00	0	93.0	90	110	06/05/2023	

Batch R329893		SampType: MBLK		Units mg/L				RPD Limit: 10			Date Analyzed
SampID: ICB/MBLK											
Analyses	Cert	RL	Qual	Result	Spike	SPK Ref Val	%REC	Low Limit	High Limit	Date Analyzed	
Sulfate		10		< 10	6.140	0	0	-100	100	06/06/2023	

Batch R329893		SampType: LCS		Units mg/L				RPD Limit: 10			Date Analyzed
SampID: ICV/LCS											
Analyses	Cert	RL	Qual	Result	Spike	SPK Ref Val	%REC	Low Limit	High Limit	Date Analyzed	
Sulfate		10		19	20.00	0	93.8	90	110	06/06/2023	

Batch R329893		SampType: MS		Units mg/L				RPD Limit: 10			Date Analyzed
SampID: 23051600-030AMS											
Analyses	Cert	RL	Qual	Result	Spike	SPK Ref Val	%REC	Low Limit	High Limit	Date Analyzed	
Sulfate		50		180	100.0	86.98	92.6	85	115	06/06/2023	



Quality Control Results

<http://www.teklabinc.com/>

Client: Ramboll

Work Order: 23051600

Client Project: HEN-23Q2

Report Date: 21-Jun-23

SW-846 9036 (TOTAL)

Batch R329893		SampType: MSD		Units mg/L				RPD Limit: 10			
SampID: 23051600-030AMSD											
Analyses	Cert	RL	Qual	Result	Spike	SPK Ref Val	%REC	RPD Ref Val	%RPD	Date Analyzed	
Sulfate		50		183	100.0	86.98	95.9	179.6	1.84	06/06/2023	

Batch R329925		SampType: MBLK		Units mg/L							
SampID: ICB/MBLK											
Analyses	Cert	RL	Qual	Result	Spike	SPK Ref Val	%REC	Low Limit	High Limit	Date Analyzed	
Sulfate		10		< 10	6.140	0	0	-100	100	06/07/2023	

Batch R329925		SampType: MBLK		Units mg/L							
SampID: MBLK 230531											
Analyses	Cert	RL	Qual	Result	Spike	SPK Ref Val	%REC	Low Limit	High Limit	Date Analyzed	
Sulfate		10		< 10	7.620	0	0	-100	100	06/07/2023	

Batch R329925		SampType: LCS		Units mg/L							
SampID: ICV/LCS											
Analyses	Cert	RL	Qual	Result	Spike	SPK Ref Val	%REC	Low Limit	High Limit	Date Analyzed	
Sulfate		10		18	20.00	0	91.0	90	110	06/07/2023	

Batch R329925		SampType: MS		Units mg/L							
SampID: 23051600-006AMS											
Analyses	Cert	RL	Qual	Result	Spike	SPK Ref Val	%REC	Low Limit	High Limit	Date Analyzed	
Sulfate		50		224	100.0	134.2	90.0	85	115	06/08/2023	

Batch R329925		SampType: MSD		Units mg/L				RPD Limit: 10			
SampID: 23051600-006AMSD											
Analyses	Cert	RL	Qual	Result	Spike	SPK Ref Val	%REC	RPD Ref Val	%RPD	Date Analyzed	
Sulfate		50		233	100.0	134.2	98.4	224.2	3.65	06/08/2023	

SW-846 9060

Batch R329995		SampType: MBLK		Units mg/L							
SampID: Filter Blank											
Analyses	Cert	RL	Qual	Result	Spike	SPK Ref Val	%REC	Low Limit	High Limit	Date Analyzed	
Total Organic Carbon (TOC)		1.0		< 1.0	0.4500	0	0	-100	100	06/08/2023	



Quality Control Results

<http://www.teklabinc.com/>

Client: Ramboll

Work Order: 23051600

Client Project: HEN-23Q2

Report Date: 21-Jun-23

SW-846 9060

Batch R329995		SampType: MBLK		Units mg/L							
SampID: ICB/MBLK											
Analyses	Cert	RL	Qual	Result	Spike	SPK Ref Val	%REC	Low Limit	High Limit	Date Analyzed	
Total Organic Carbon (TOC)		1.0		< 1.0	0.4500	0	0	-100	100	06/08/2023	

Batch R329995		SampType: LCS		Units mg/L							
SampID: ICV/LCS											
Analyses	Cert	RL	Qual	Result	Spike	SPK Ref Val	%REC	Low Limit	High Limit	Date Analyzed	
Total Organic Carbon (TOC)		1.0		5.1	5.000	0	102.0	90	110	06/08/2023	

Batch R329995		SampType: MS		Units mg/L							
SampID: 23051600-002GMS											
Analyses	Cert	RL	Qual	Result	Spike	SPK Ref Val	%REC	Low Limit	High Limit	Date Analyzed	
Total Organic Carbon (TOC)		1.0		6.8	5.000	2.020	95.8	85	115	06/08/2023	

Batch R329995		SampType: MSD		Units mg/L							
SampID: 23051600-002GMSD											
Analyses	Cert	RL	Qual	Result	Spike	SPK Ref Val	%REC	RPD Ref Val	%RPD	Date Analyzed	
Total Organic Carbon (TOC)		1.0		6.8	5.000	2.020	95.0	6.810	0.59	06/08/2023	

Batch R329995		SampType: MS		Units mg/L							
SampID: 23051600-002HMS											
Analyses	Cert	RL	Qual	Result	Spike	SPK Ref Val	%REC	Low Limit	High Limit	Date Analyzed	
Dissolved Organic Carbon		1.0		7.5	5.000	2.750	95.4	85	115	06/08/2023	

Batch R329995		SampType: MSD		Units mg/L							
SampID: 23051600-002HMSD											
Analyses	Cert	RL	Qual	Result	Spike	SPK Ref Val	%REC	RPD Ref Val	%RPD	Date Analyzed	
Dissolved Organic Carbon		1.0		7.5	5.000	2.750	95.4	7.520	0.00	06/08/2023	

Batch R329995		SampType: MS		Units mg/L							
SampID: 23051600-010GMS											
Analyses	Cert	RL	Qual	Result	Spike	SPK Ref Val	%REC	Low Limit	High Limit	Date Analyzed	
Dissolved Organic Carbon		1.0		9.2	5.000	4.140	101.0	85	115	06/08/2023	

Batch R329995		SampType: MSD		Units mg/L							
SampID: 23051600-010GMSD											
Analyses	Cert	RL	Qual	Result	Spike	SPK Ref Val	%REC	RPD Ref Val	%RPD	Date Analyzed	
Dissolved Organic Carbon		1.0		9.0	5.000	4.140	98.2	9.190	1.54	06/08/2023	



Quality Control Results

<http://www.teklabinc.com/>

Client: Ramboll

Work Order: 23051600

Client Project: HEN-23Q2

Report Date: 21-Jun-23

SW-846 9060

Batch R329995		SampType: MS		Units mg/L							Date Analyzed
SampID: 23051600-011EMS											
Analyses	Cert	RL	Qual	Result	Spike	SPK Ref Val	%REC	Low Limit	High Limit	Date Analyzed	
Total Organic Carbon (TOC)		1.0		7.3	5.000	2.370	98.2	85	115	06/08/2023	

Batch R329995		SampType: MSD		Units mg/L							RPD Limit: 10	Date Analyzed
SampID: 23051600-011EMSD												
Analyses	Cert	RL	Qual	Result	Spike	SPK Ref Val	%REC	RPD Ref Val	%RPD	Date Analyzed		
Total Organic Carbon (TOC)		1.0		7.3	5.000	2.370	98.0	7.280	0.14	06/08/2023		

Batch R329995		SampType: MS		Units mg/L							Date Analyzed
SampID: 23051600-018EMS											
Analyses	Cert	RL	Qual	Result	Spike	SPK Ref Val	%REC	Low Limit	High Limit	Date Analyzed	
Total Organic Carbon (TOC)		1.0		7.8	5.000	3.200	92.0	85	115	06/08/2023	

Batch R329995		SampType: MSD		Units mg/L							RPD Limit: 10	Date Analyzed
SampID: 23051600-018EMSD												
Analyses	Cert	RL	Qual	Result	Spike	SPK Ref Val	%REC	RPD Ref Val	%RPD	Date Analyzed		
Total Organic Carbon (TOC)		1.0		8.1	5.000	3.200	98.6	7.800	4.14	06/08/2023		

Batch R329995		SampType: MS		Units mg/L							Date Analyzed
SampID: 23051600-024EMS											
Analyses	Cert	RL	Qual	Result	Spike	SPK Ref Val	%REC	Low Limit	High Limit	Date Analyzed	
Total Organic Carbon (TOC)		1.0		5.9	5.000	0.9700	98.0	85	115	06/08/2023	

Batch R329995		SampType: MSD		Units mg/L							RPD Limit: 10	Date Analyzed
SampID: 23051600-024EMSD												
Analyses	Cert	RL	Qual	Result	Spike	SPK Ref Val	%REC	RPD Ref Val	%RPD	Date Analyzed		
Total Organic Carbon (TOC)		1.0		5.8	5.000	0.9700	96.2	5.870	1.55	06/09/2023		

Batch R329995		SampType: MS		Units mg/L							Date Analyzed
SampID: 23051600-024FMS											
Analyses	Cert	RL	Qual	Result	Spike	SPK Ref Val	%REC	Low Limit	High Limit	Date Analyzed	
Dissolved Organic Carbon		1.0		5.6	5.000	0.9100	94.4	85	115	06/08/2023	

Batch R329995		SampType: MSD		Units mg/L							RPD Limit: 10	Date Analyzed
SampID: 23051600-024FMSD												
Analyses	Cert	RL	Qual	Result	Spike	SPK Ref Val	%REC	RPD Ref Val	%RPD	Date Analyzed		
Dissolved Organic Carbon		1.0		5.7	5.000	0.9100	95.8	5.630	1.24	06/08/2023		



Quality Control Results

<http://www.teklabinc.com/>

Client: Ramboll

Work Order: 23051600

Client Project: HEN-23Q2

Report Date: 21-Jun-23

SW-846 9060

Batch R329995		SampType: MS		Units mg/L							Date Analyzed
SampID: 23051600-031EMS											
Analyses	Cert	RL	Qual	Result	Spike	SPK Ref Val	%REC	Low Limit	High Limit	Date Analyzed	
Total Organic Carbon (TOC)		1.0		6.2	5.000	1.240	99.8	85	115	06/09/2023	

Batch R329995		SampType: MSD		Units mg/L							RPD Limit: 10	Date Analyzed
SampID: 23051600-031EMSD												
Analyses	Cert	RL	Qual	Result	Spike	SPK Ref Val	%REC	RPD Ref Val	%RPD	Date Analyzed		
Total Organic Carbon (TOC)		1.0		6.1	5.000	1.240	97.8	6.230	1.62	06/09/2023		

Batch R329995		SampType: MS		Units mg/L							Date Analyzed
SampID: 23051600-036FMS											
Analyses	Cert	RL	Qual	Result	Spike	SPK Ref Val	%REC	Low Limit	High Limit	Date Analyzed	
Dissolved Organic Carbon		1.0		6.7	5.000	1.670	101.4	85	115	06/09/2023	

Batch R329995		SampType: MSD		Units mg/L							RPD Limit: 10	Date Analyzed
SampID: 23051600-036FMSD												
Analyses	Cert	RL	Qual	Result	Spike	SPK Ref Val	%REC	RPD Ref Val	%RPD	Date Analyzed		
Dissolved Organic Carbon		1.0		6.7	5.000	1.670	99.8	6.740	1.19	06/09/2023		

Batch R329995		SampType: MS		Units mg/L							Date Analyzed
SampID: 23051600-040EMS											
Analyses	Cert	RL	Qual	Result	Spike	SPK Ref Val	%REC	Low Limit	High Limit	Date Analyzed	
Total Organic Carbon (TOC)		1.0		8.2	5.000	2.990	104.4	85	115	06/09/2023	

Batch R329995		SampType: MSD		Units mg/L							RPD Limit: 10	Date Analyzed
SampID: 23051600-040EMSD												
Analyses	Cert	RL	Qual	Result	Spike	SPK Ref Val	%REC	RPD Ref Val	%RPD	Date Analyzed		
Total Organic Carbon (TOC)		1.0		8.1	5.000	2.990	101.8	8.210	1.60	06/09/2023		

Batch R329995		SampType: MS		Units mg/L							Date Analyzed
SampID: 23051600-040FMS											
Analyses	Cert	RL	Qual	Result	Spike	SPK Ref Val	%REC	Low Limit	High Limit	Date Analyzed	
Dissolved Organic Carbon		1.0		8.1	5.000	2.700	107.2	85	115	06/08/2023	

Batch R329995		SampType: MSD		Units mg/L							RPD Limit: 10	Date Analyzed
SampID: 23051600-040FMSD												
Analyses	Cert	RL	Qual	Result	Spike	SPK Ref Val	%REC	RPD Ref Val	%RPD	Date Analyzed		
Dissolved Organic Carbon		1.0		7.8	5.000	2.700	103.0	8.060	2.64	06/08/2023		



Quality Control Results

<http://www.teklabinc.com/>

Client: Ramboll

Work Order: 23051600

Client Project: HEN-23Q2

Report Date: 21-Jun-23

SW-846 9060

Batch R330146		SampType: MBLK		Units mg/L							
SampID: ICB/MBLK											
Analyses	Cert	RL	Qual	Result	Spike	SPK Ref Val	%REC	Low Limit	High Limit	Date Analyzed	
Total Organic Carbon (TOC)		1.0		< 1.0	0.4500	0	0	-100	100	06/12/2023	

Batch R330146		SampType: LCS		Units mg/L							
SampID: ICV/LCS											
Analyses	Cert	RL	Qual	Result	Spike	SPK Ref Val	%REC	Low Limit	High Limit	Date Analyzed	
Total Organic Carbon (TOC)		1.0		4.8	5.000	0	95.8	90	110	06/12/2023	

Batch R330486		SampType: MBLK		Units mg/L							
SampID: Filter Blank											
Analyses	Cert	RL	Qual	Result	Spike	SPK Ref Val	%REC	Low Limit	High Limit	Date Analyzed	
Total Organic Carbon (TOC)		1.0		< 1.0	0.4500	0	0	-100	100	06/20/2023	

Batch R330486		SampType: MBLK		Units mg/L							
SampID: ICB/MBLK											
Analyses	Cert	RL	Qual	Result	Spike	SPK Ref Val	%REC	Low Limit	High Limit	Date Analyzed	
Total Organic Carbon (TOC)		1.0		< 1.0	0.4500	0	0	-100	100	06/19/2023	

Batch R330486		SampType: LCS		Units mg/L							
SampID: ICV/LCS											
Analyses	Cert	RL	Qual	Result	Spike	SPK Ref Val	%REC	Low Limit	High Limit	Date Analyzed	
Total Organic Carbon (TOC)		1.0		4.9	5.000	0	97.6	90	110	06/19/2023	

SW-846 9066 (TOTAL)

Batch R329815		SampType: MBLK		Units mg/L							
SampID: ICB/MBLK											
Analyses	Cert	RL	Qual	Result	Spike	SPK Ref Val	%REC	Low Limit	High Limit	Date Analyzed	
Phenols		0.005		< 0.005	0.0028	0	0	-100	100	06/06/2023	

Batch R329815		SampType: LCS		Units mg/L							
SampID: ICV/LCS											
Analyses	Cert	RL	Qual	Result	Spike	SPK Ref Val	%REC	Low Limit	High Limit	Date Analyzed	
Phenols		0.005		0.052	0.0500	0	103.3	90	110	06/06/2023	



Quality Control Results

<http://www.teklabinc.com/>

Client: Ramboll

Work Order: 23051600

Client Project: HEN-23Q2

Report Date: 21-Jun-23

SW-846 9066 (TOTAL)

Batch R329815		SampType: MS		Units µg/L							Date
SampID: 23051600-007GMS											
Analyses	Cert	RL	Qual	Result	Spike	SPK Ref Val	%REC	Low Limit	High Limit		Analyzed
Phenols		5	S	27	50.00	8.780	37.3	85	115		06/06/2023

Batch R329815		SampType: MSD		Units µg/L		RPD Limit: 15					Date
SampID: 23051600-007GMSD											
Analyses	Cert	RL	Qual	Result	Spike	SPK Ref Val	%REC	RPD Ref Val	%RPD		Analyzed
Phenols		5	SR	9	50.00	8.780	0.7	27.45	100.33		06/06/2023

SW-846 9214 (DISSOLVED)

Batch R329756		SampType: MS		Units mg/L							Date
SampID: 23051600-006CMS											
Analyses	Cert	RL	Qual	Result	Spike	SPK Ref Val	%REC	Low Limit	High Limit		Analyzed
Fluoride		0.10		1.96	2.000	0.08500	93.8	75	125		06/05/2023

Batch R329756		SampType: MSD		Units mg/L		RPD Limit: 15					Date
SampID: 23051600-006CMSD											
Analyses	Cert	RL	Qual	Result	Spike	SPK Ref Val	%REC	RPD Ref Val	%RPD		Analyzed
Fluoride		0.10		1.85	2.000	0.08500	88.2	1.961	5.93		06/05/2023

SW-846 9214 (TOTAL)

Batch R329756		SampType: MBLK		Units mg/L							Date
SampID: MBLK											
Analyses	Cert	RL	Qual	Result	Spike	SPK Ref Val	%REC	Low Limit	High Limit		Analyzed
Fluoride		0.10		< 0.10	0.0500	0	0	-100	100		06/05/2023

Batch R329756		SampType: LCS		Units mg/L							Date
SampID: LCS											
Analyses	Cert	RL	Qual	Result	Spike	SPK Ref Val	%REC	Low Limit	High Limit		Analyzed
Fluoride		0.10		0.93	1.000	0	92.8	90	110		06/05/2023

Batch R329756		SampType: MS		Units mg/L							Date
SampID: 23051600-007AMS											
Analyses	Cert	RL	Qual	Result	Spike	SPK Ref Val	%REC	Low Limit	High Limit		Analyzed
Fluoride		0.10		1.81	2.000	0.08200	86.4	75	125		06/05/2023



Quality Control Results

<http://www.teklabinc.com/>

Client: Ramboll

Work Order: 23051600

Client Project: HEN-23Q2

Report Date: 21-Jun-23

SW-846 9214 (TOTAL)

Batch R329756		SampType: MSD		Units mg/L				RPD Limit: 15			
SampID: 23051600-007AMSD											
Analyses	Cert	RL	Qual	Result	Spike	SPK Ref Val	%REC	RPD Ref Val	%RPD	Date Analyzed	
Fluoride		0.10		1.83	2.000	0.08200	87.4	1.809	1.15	06/05/2023	

Batch R329756		SampType: MS		Units mg/L				RPD Limit: 15			
SampID: 23051600-011AMS											
Analyses	Cert	RL	Qual	Result	Spike	SPK Ref Val	%REC	Low Limit	High Limit	Date Analyzed	
Fluoride		0.10		2.08	2.000	0.2260	92.6	75	125	06/05/2023	

Batch R329756		SampType: MSD		Units mg/L				RPD Limit: 15			
SampID: 23051600-011AMSD											
Analyses	Cert	RL	Qual	Result	Spike	SPK Ref Val	%REC	RPD Ref Val	%RPD	Date Analyzed	
Fluoride		0.10		2.02	2.000	0.2260	89.6	2.077	2.93	06/05/2023	

Batch R329756		SampType: MS		Units mg/L				RPD Limit: 15			
SampID: 23051600-017AMS											
Analyses	Cert	RL	Qual	Result	Spike	SPK Ref Val	%REC	Low Limit	High Limit	Date Analyzed	
Fluoride		0.10		1.76	2.000	0.09300	83.3	75	125	06/05/2023	

Batch R329756		SampType: MSD		Units mg/L				RPD Limit: 15			
SampID: 23051600-017AMSD											
Analyses	Cert	RL	Qual	Result	Spike	SPK Ref Val	%REC	RPD Ref Val	%RPD	Date Analyzed	
Fluoride		0.10		1.86	2.000	0.09300	88.4	1.759	5.69	06/05/2023	

Batch R329756		SampType: MS		Units mg/L				RPD Limit: 15			
SampID: 23051600-031AMS											
Analyses	Cert	RL	Qual	Result	Spike	SPK Ref Val	%REC	Low Limit	High Limit	Date Analyzed	
Fluoride		0.10		1.89	2.000	0.1720	85.9	75	125	06/05/2023	

Batch R329756		SampType: MSD		Units mg/L				RPD Limit: 15			
SampID: 23051600-031AMSD											
Analyses	Cert	RL	Qual	Result	Spike	SPK Ref Val	%REC	RPD Ref Val	%RPD	Date Analyzed	
Fluoride		0.10		1.93	2.000	0.1720	88.0	1.890	2.25	06/05/2023	

Batch R329756		SampType: MS		Units mg/L				RPD Limit: 15			
SampID: 23051600-036AMS											
Analyses	Cert	RL	Qual	Result	Spike	SPK Ref Val	%REC	Low Limit	High Limit	Date Analyzed	
Fluoride		0.10		2.03	2.000	0.2520	88.8	75	125	06/05/2023	



Quality Control Results

<http://www.teklabinc.com/>

Client: Ramboll

Work Order: 23051600

Client Project: HEN-23Q2

Report Date: 21-Jun-23

SW-846 9214 (TOTAL)

Batch R329756		SampType: MSD		Units mg/L				RPD Limit: 15			
SampID: 23051600-036AMSD											
Analyses	Cert	RL	Qual	Result	Spike	SPK Ref Val	%REC	RPD Ref Val	%RPD	Date Analyzed	
Fluoride		0.10		2.12	2.000	0.2520	93.2	2.027	4.30	06/05/2023	

Batch R329756		SampType: MS		Units mg/L				RPD Limit: 15			
SampID: 23051600-037AMS											
Analyses	Cert	RL	Qual	Result	Spike	SPK Ref Val	%REC	Low Limit	High Limit	Date Analyzed	
Fluoride		0.10		1.96	2.000	0.2020	87.7	75	125	06/05/2023	

Batch R329756		SampType: MSD		Units mg/L				RPD Limit: 15			
SampID: 23051600-037AMSD											
Analyses	Cert	RL	Qual	Result	Spike	SPK Ref Val	%REC	RPD Ref Val	%RPD	Date Analyzed	
Fluoride		0.10		1.94	2.000	0.2020	86.7	1.956	1.03	06/05/2023	

SW-846 9251 (DISSOLVED)

Batch R329717		SampType: MS		Units mg/L				RPD Limit: 15			
SampID: 23051600-004BMS											
Analyses	Cert	RL	Qual	Result	Spike	SPK Ref Val	%REC	Low Limit	High Limit	Date Analyzed	
Chloride		40		270	200.0	87.26	91.3	85	115	06/02/2023	

Batch R329717		SampType: MSD		Units mg/L				RPD Limit: 15			
SampID: 23051600-004BMSD											
Analyses	Cert	RL	Qual	Result	Spike	SPK Ref Val	%REC	RPD Ref Val	%RPD	Date Analyzed	
Chloride		40		272	200.0	87.26	92.4	269.9	0.77	06/02/2023	

Batch R329717		SampType: MS		Units mg/L				RPD Limit: 15			
SampID: 23051600-017BMS											
Analyses	Cert	RL	Qual	Result	Spike	SPK Ref Val	%REC	Low Limit	High Limit	Date Analyzed	
Chloride		20		198	100.0	104.2	94.2	85	115	06/02/2023	

Batch R329717		SampType: MSD		Units mg/L				RPD Limit: 15			
SampID: 23051600-017BMSD											
Analyses	Cert	RL	Qual	Result	Spike	SPK Ref Val	%REC	RPD Ref Val	%RPD	Date Analyzed	
Chloride		20		201	100.0	104.2	97.2	198.4	1.50	06/02/2023	



Quality Control Results

<http://www.teklabinc.com/>

Client: Ramboll

Work Order: 23051600

Client Project: HEN-23Q2

Report Date: 21-Jun-23

SW-846 9251 (DISSOLVED)

Batch R329717		SampType: MS		Units mg/L							Date Analyzed
SampID: 23051600-034BMS											
Analyses	Cert	RL	Qual	Result	Spike	SPK Ref Val	%REC	Low Limit	High Limit	Date Analyzed	
Chloride		20		177	100.0	90.22	86.4	85	115	06/02/2023	

Batch R329717		SampType: MSD		Units mg/L							RPD Limit: 15	Date Analyzed
SampID: 23051600-034BMSD												
Analyses	Cert	RL	Qual	Result	Spike	SPK Ref Val	%REC	RPD Ref Val	%RPD	Date Analyzed		
Chloride		20		184	100.0	90.22	94.0	176.6	4.19	06/02/2023		

Batch R329817		SampType: MS		Units mg/L							Date Analyzed
SampID: 23051600-005CMS											
Analyses	Cert	RL	Qual	Result	Spike	SPK Ref Val	%REC	Low Limit	High Limit	Date Analyzed	
Chloride		8	E	104	40.00	64.10	98.9	85	115	06/06/2023	

Batch R329817		SampType: MSD		Units mg/L							RPD Limit: 15	Date Analyzed
SampID: 23051600-005CMSD												
Analyses	Cert	RL	Qual	Result	Spike	SPK Ref Val	%REC	RPD Ref Val	%RPD	Date Analyzed		
Chloride		8	E	101	40.00	64.10	91.6	103.7	2.87	06/06/2023		

Batch R329848		SampType: MS		Units mg/L							Date Analyzed
SampID: 23051600-030CMS											
Analyses	Cert	RL	Qual	Result	Spike	SPK Ref Val	%REC	Low Limit	High Limit	Date Analyzed	
Chloride		20		225	100.0	125.0	100.4	85	115	06/07/2023	

Batch R329848		SampType: MSD		Units mg/L							RPD Limit: 15	Date Analyzed
SampID: 23051600-030CMSD												
Analyses	Cert	RL	Qual	Result	Spike	SPK Ref Val	%REC	RPD Ref Val	%RPD	Date Analyzed		
Chloride		20		224	100.0	125.0	98.9	225.5	0.67	06/07/2023		

SW-846 9251 (TOTAL)

Batch R329717		SampType: MBLK		Units mg/L							Date Analyzed
SampID: ICB/MBLK											
Analyses	Cert	RL	Qual	Result	Spike	SPK Ref Val	%REC	Low Limit	High Limit	Date Analyzed	
Chloride		4		< 4	0.5000	0	0	-100	100	06/02/2023	



Quality Control Results

<http://www.teklabinc.com/>

Client: Ramboll

Work Order: 23051600

Client Project: HEN-23Q2

Report Date: 21-Jun-23

SW-846 9251 (TOTAL)

Batch R329717		SampType: LCS		Units mg/L							
SampID: ICV/LCS											
Analyses	Cert	RL	Qual	Result	Spike	SPK Ref Val	%REC	Low Limit	High Limit	Date Analyzed	
Chloride		4		21	20.00	0	104.2	90	110	06/02/2023	

Batch R329717		SampType: MS		Units mg/L							
SampID: 23051600-008AMS											
Analyses	Cert	RL	Qual	Result	Spike	SPK Ref Val	%REC	Low Limit	High Limit	Date Analyzed	
Chloride		20		184	100.0	91.20	93.1	85	115	06/02/2023	

Batch R329717		SampType: MSD		Units mg/L						RPD Limit: 15		Date Analyzed
SampID: 23051600-008AMSD												
Analyses	Cert	RL	Qual	Result	Spike	SPK Ref Val	%REC	RPD Ref Val	%RPD	Date Analyzed		
Chloride		20		179	100.0	91.20	88.2	184.3	2.70	06/02/2023		

Batch R329717		SampType: MS		Units mg/L							
SampID: 23051600-013AMS											
Analyses	Cert	RL	Qual	Result	Spike	SPK Ref Val	%REC	Low Limit	High Limit	Date Analyzed	
Chloride		20		183	100.0	88.78	94.4	85	115	06/02/2023	

Batch R329717		SampType: MSD		Units mg/L						RPD Limit: 15		Date Analyzed
SampID: 23051600-013AMSD												
Analyses	Cert	RL	Qual	Result	Spike	SPK Ref Val	%REC	RPD Ref Val	%RPD	Date Analyzed		
Chloride		20		180	100.0	88.78	90.9	183.2	1.96	06/02/2023		

Batch R329717		SampType: MS		Units mg/L							
SampID: 23051600-021AMS											
Analyses	Cert	RL	Qual	Result	Spike	SPK Ref Val	%REC	Low Limit	High Limit	Date Analyzed	
Chloride		20		198	100.0	106.7	91.5	85	115	06/02/2023	

Batch R329717		SampType: MSD		Units mg/L						RPD Limit: 15		Date Analyzed
SampID: 23051600-021AMSD												
Analyses	Cert	RL	Qual	Result	Spike	SPK Ref Val	%REC	RPD Ref Val	%RPD	Date Analyzed		
Chloride		20		193	100.0	106.7	86.5	198.2	2.56	06/02/2023		

Batch R329717		SampType: MS		Units mg/L							
SampID: 23051600-034AMS											
Analyses	Cert	RL	Qual	Result	Spike	SPK Ref Val	%REC	Low Limit	High Limit	Date Analyzed	
Chloride		20		187	100.0	90.31	96.3	85	115	06/02/2023	



Quality Control Results

<http://www.teklabinc.com/>

Client: Ramboll

Work Order: 23051600

Client Project: HEN-23Q2

Report Date: 21-Jun-23

SW-846 9251 (TOTAL)

Batch R329717		SampType: MSD		Units mg/L				RPD Limit: 15			
SampID: 23051600-034AMSD											
Analyses	Cert	RL	Qual	Result	Spike	SPK Ref Val	%REC	RPD Ref Val	%RPD	Date Analyzed	
Chloride		20		185	100.0	90.31	95.0	186.6	0.70	06/02/2023	

Batch R329720		SampType: MBLK		Units mg/L							
SampID: ICB/MBLK											
Analyses	Cert	RL	Qual	Result	Spike	SPK Ref Val	%REC	Low Limit	High Limit	Date Analyzed	
Chloride		4		< 4	0.5000	0	0	-100	100	06/03/2023	

Batch R329720		SampType: LCS		Units mg/L							
SampID: ICV/LCS											
Analyses	Cert	RL	Qual	Result	Spike	SPK Ref Val	%REC	Low Limit	High Limit	Date Analyzed	
Chloride		4		20	20.00	0	101.7	90	110	06/03/2023	

Batch R329817		SampType: MBLK		Units mg/L							
SampID: ICB/MBLK											
Analyses	Cert	RL	Qual	Result	Spike	SPK Ref Val	%REC	Low Limit	High Limit	Date Analyzed	
Chloride		4		< 4	0.5000	0	0	-100	100	06/05/2023	

Batch R329817		SampType: LCS		Units mg/L							
SampID: ICV/LCS											
Analyses	Cert	RL	Qual	Result	Spike	SPK Ref Val	%REC	Low Limit	High Limit	Date Analyzed	
Chloride		4		20	20.00	0	100.6	90	110	06/05/2023	

Batch R329848		SampType: MBLK		Units mg/L							
SampID: ICB/MBLK											
Analyses	Cert	RL	Qual	Result	Spike	SPK Ref Val	%REC	Low Limit	High Limit	Date Analyzed	
Chloride		4		< 4	0.5000	0	0	-100	100	06/06/2023	

Batch R329848		SampType: LCS		Units mg/L							
SampID: ICV/LCS											
Analyses	Cert	RL	Qual	Result	Spike	SPK Ref Val	%REC	Low Limit	High Limit	Date Analyzed	
Chloride		4		19	20.00	0	94.4	90	110	06/06/2023	

Batch R329848		SampType: MS		Units mg/L							
SampID: 23051600-006AMS											
Analyses	Cert	RL	Qual	Result	Spike	SPK Ref Val	%REC	Low Limit	High Limit	Date Analyzed	
Chloride		20		249	100.0	148.5	100.6	85	115	06/06/2023	



Quality Control Results

<http://www.teklabinc.com/>

Client: Ramboll

Work Order: 23051600

Client Project: HEN-23Q2

Report Date: 21-Jun-23

SW-846 9251 (TOTAL)

Batch R329848		SampType: MSD		Units mg/L				RPD Limit: 15			
SampID: 23051600-006AMSD											
Analyses	Cert	RL	Qual	Result	Spike	SPK Ref Val	%REC	RPD Ref Val	%RPD	Date Analyzed	
Chloride		20	E	253	100.0	148.5	104.0	249.1	1.38	06/06/2023	

Batch R329848		SampType: MS		Units mg/L							
SampID: 23051600-030AMS											
Analyses	Cert	RL	Qual	Result	Spike	SPK Ref Val	%REC	Low Limit	High Limit	Date Analyzed	
Chloride		20		221	100.0	123.3	97.9	85	115	06/06/2023	

Batch R329848		SampType: MSD		Units mg/L				RPD Limit: 15			
SampID: 23051600-030AMSD											
Analyses	Cert	RL	Qual	Result	Spike	SPK Ref Val	%REC	RPD Ref Val	%RPD	Date Analyzed	
Chloride		20		220	100.0	123.3	96.7	221.2	0.57	06/06/2023	

Batch R329955		SampType: MBLK		Units mg/L							
SampID: ICB/MBLK											
Analyses	Cert	RL	Qual	Result	Spike	SPK Ref Val	%REC	Low Limit	High Limit	Date Analyzed	
Chloride		4		< 4	0.5000	0	0	-100	100	06/07/2023	

Batch R329955		SampType: LCS		Units mg/L							
SampID: ICV/LCS											
Analyses	Cert	RL	Qual	Result	Spike	SPK Ref Val	%REC	Low Limit	High Limit	Date Analyzed	
Chloride		4		19	20.00	0	96.2	90	110	06/07/2023	



Quality Control Results

<http://www.teklabinc.com/>

Client: Ramboll

Work Order: 23051600

Client Project: HEN-23Q2

Report Date: 21-Jun-23

SW-846 3005A, 6010B, METALS BY ICP (DISSOLVED)

Batch 206871 SampType: MBLK Units mg/L

SampleID: MBLK-206871

Analyses	Cert	RL	Qual	Result	Spike	SPK Ref Val	%REC	Low Limit	High Limit	Date Analyzed
Aluminum		0.0250		< 0.0250	0.0127	0	0	-100	100	06/07/2023
Antimony		0.0500		< 0.0500	0.0068	0	0	-100	100	06/07/2023
Arsenic		0.0250		< 0.0250	0.0087	0	0	-100	100	06/07/2023
Barium		0.0025		< 0.0025	0.0007	0	0	-100	100	06/07/2023
Beryllium		0.0005		< 0.0005	0.0002	0	0	-100	100	06/07/2023
Boron		0.0200		< 0.0200	0.0090	0	0	-100	100	06/07/2023
Cadmium		0.0020		< 0.0020	0.0005	0	0	-100	100	06/07/2023
Calcium		0.100		< 0.100	0.0350	0	0	-100	100	06/07/2023
Chromium		0.0050		< 0.0050	0.0028	0	0	-100	100	06/07/2023
Cobalt		0.0050		< 0.0050	0.0020	0	0	-100	100	06/07/2023
Copper		0.0050		< 0.0050	0.0013	0	0	-100	100	06/07/2023
Iron		0.0400		< 0.0400	0.0200	0	0	-100	100	06/07/2023
Lead		0.0150		< 0.0150	0.0014	0	0	-100	100	06/07/2023
Magnesium		0.0500		< 0.0500	0.0055	0	0	-100	100	06/07/2023
Manganese		0.0070		< 0.0070	0.0025	0	0	-100	100	06/07/2023
Molybdenum		0.0100		< 0.0100	0.0037	0	0	-100	100	06/07/2023
Nickel		0.0050		< 0.0050	0.0016	0	0	-100	100	06/08/2023
Potassium		0.100		< 0.100	0.0400	0	0	-100	100	06/07/2023
Selenium		0.0400		< 0.0400	0.0170	0	0	-100	100	06/07/2023
Silicon	*	0.0500		< 0.0500	0.0400	0	0	-100	100	06/07/2023
Silver		0.0070		< 0.0070	0.0027	0	0	-100	100	06/07/2023
Sodium		0.0500		< 0.0500	0.0180	0	0	-100	100	06/07/2023
Thallium		0.0500		< 0.0500	0.0111	0	0	-100	100	06/07/2023
Vanadium		0.0100		< 0.0100	0.0009	0	0	-100	100	06/07/2023
Zinc		0.0100		< 0.0100	0.0050	0	0	-100	100	06/07/2023



Quality Control Results

<http://www.teklabinc.com/>

Client: Ramboll

Work Order: 23051600

Client Project: HEN-23Q2

Report Date: 21-Jun-23

SW-846 3005A, 6010B, METALS BY ICP (DISSOLVED)

Batch 206871 SampType: LCS Units mg/L

SampleID: LCS-206871

Analyses	Cert	RL	Qual	Result	Spike	SPK Ref Val	%REC	Low Limit	High Limit	Date Analyzed
Aluminum		0.0250		1.71	2.000	0	85.4	85	115	06/07/2023
Antimony		0.0500		0.433	0.5000	0	86.5	85	115	06/07/2023
Arsenic		0.0250		0.450	0.5000	0	89.9	85	115	06/07/2023
Barium		0.0025		1.80	2.000	0	90.0	85	115	06/07/2023
Beryllium		0.0005		0.0437	0.0500	0	87.4	85	115	06/07/2023
Boron		0.0200		0.439	0.5000	0	87.8	85	115	06/07/2023
Cadmium		0.0020		0.0455	0.0500	0	91.0	85	115	06/07/2023
Calcium		0.100		2.30	2.500	0	91.9	85	115	06/07/2023
Chromium		0.0050		0.181	0.2000	0	90.7	85	115	06/07/2023
Cobalt		0.0050		0.446	0.5000	0	89.2	85	115	06/07/2023
Copper		0.0050		0.224	0.2500	0	89.5	85	115	06/07/2023
Iron		0.0400		1.80	2.000	0	90.1	85	115	06/07/2023
Lead		0.0150		0.442	0.5000	0	88.5	85	115	06/07/2023
Magnesium		0.0500		2.13	2.500	0	85.2	85	115	06/07/2023
Manganese		0.0070		0.446	0.5000	0	89.2	85	115	06/07/2023
Molybdenum		0.0100		0.426	0.5000	0	85.2	85	115	06/07/2023
Nickel		0.0050		0.460	0.5000	0	92.0	85	115	06/08/2023
Potassium		0.100		2.39	2.500	0	95.7	85	115	06/07/2023
Selenium		0.0400		0.430	0.5000	0	86.0	85	115	06/07/2023
Silicon	*	0.0500		0.511	0.5000	0	102.1	85	115	06/07/2023
Silver		0.0070		0.0456	0.0500	0	91.2	85	115	06/07/2023
Sodium		0.0500		2.25	2.500	0	90.1	85	115	06/07/2023
Thallium		0.0500		0.218	0.2500	0	87.0	85	115	06/07/2023
Vanadium		0.0100		0.440	0.5000	0	88.0	85	115	06/07/2023
Zinc		0.0100		0.446	0.5000	0	89.2	85	115	06/07/2023



Quality Control Results

<http://www.teklabinc.com/>

Client: Ramboll

Work Order: 23051600

Client Project: HEN-23Q2

Report Date: 21-Jun-23

SW-846 3005A, 6010B, METALS BY ICP (DISSOLVED)

Batch 206871		SampType: MS		Units mg/L							Date
SampID: 23051600-003DMS											
Analyses	Cert	RL	Qual	Result	Spike	SPK Ref Val	%REC	Low Limit	High Limit		Date Analyzed
Aluminum		0.0250		1.72	2.000	0	85.9	75	125		06/07/2023
Arsenic		0.0250		0.470	0.5000	0	94.0	75	125		06/07/2023
Barium		0.0025		1.85	2.000	0.04570	90.0	75	125		06/07/2023
Boron		0.0200		1.02	0.5000	0.5821	86.9	75	125		06/07/2023
Cadmium		0.0020		0.0451	0.0500	0	90.2	75	125		06/07/2023
Calcium		0.100	S	76.3	2.500	75.16	46.8	75	125		06/07/2023
Chromium		0.0050		0.180	0.2000	0	90.2	75	125		06/07/2023
Copper		0.0050		0.227	0.2500	0	91.0	75	125		06/07/2023
Iron		0.0400		1.80	2.000	0	89.9	75	125		06/07/2023
Lead		0.0150		0.438	0.5000	0	87.6	75	125		06/07/2023
Magnesium		0.0500	S	29.5	2.500	27.75	70.2	75	125		06/07/2023
Molybdenum		0.0100		0.452	0.5000	0.02060	86.3	75	125		06/07/2023
Potassium		1.00		10.9	2.500	8.544	93.0	75	125		06/08/2023
Sodium		0.0500	S	43.2	2.500	41.68	60.4	75	125		06/07/2023
Zinc		0.0100		0.453	0.5000	0	90.6	75	125		06/07/2023

Batch 206871		SampType: MSD		Units mg/L		RPD Limit: 20					Date
SampID: 23051600-003DMSD											
Analyses	Cert	RL	Qual	Result	Spike	SPK Ref Val	%REC	RPD Ref Val	%RPD		Date Analyzed
Aluminum		0.0250		1.74	2.000	0	86.9	1.717	1.18		06/07/2023
Arsenic		0.0250		0.467	0.5000	0	93.4	0.4702	0.70		06/07/2023
Barium		0.0025		1.85	2.000	0.04570	90.4	1.847	0.42		06/07/2023
Boron		0.0200		1.02	0.5000	0.5821	87.1	1.017	0.09		06/07/2023
Cadmium		0.0020		0.0452	0.0500	0	90.4	0.04510	0.22		06/07/2023
Calcium		0.100	S	76.6	2.500	75.16	59.2	76.33	0.41		06/07/2023
Chromium		0.0050		0.182	0.2000	0	91.2	0.1804	1.10		06/07/2023
Copper		0.0050		0.230	0.2500	0	91.8	0.2274	0.92		06/07/2023
Iron		0.0400		1.82	2.000	0	90.8	1.797	0.99		06/07/2023
Lead		0.0150		0.442	0.5000	0	88.4	0.4378	1.00		06/07/2023
Magnesium		0.0500	S	29.4	2.500	27.75	67.5	29.50	0.23		06/07/2023
Molybdenum		0.0100		0.454	0.5000	0.02060	86.7	0.4520	0.49		06/07/2023
Potassium		1.00		10.9	2.500	8.544	92.9	10.87	0.04		06/08/2023
Sodium		0.0500	S	43.1	2.500	41.68	56.4	43.19	0.23		06/07/2023
Zinc		0.0100		0.456	0.5000	0	91.2	0.4529	0.64		06/07/2023



Quality Control Results

<http://www.teklabinc.com/>

Client: Ramboll

Work Order: 23051600

Client Project: HEN-23Q2

Report Date: 21-Jun-23

SW-846 3005A, 6010B, METALS BY ICP (DISSOLVED)

Batch 206871 SampType: MS Units mg/L

SampleID: 23051600-008EMS

Analyses	Cert	RL	Qual	Result	Spike	SPK Ref Val	%REC	Low Limit	High Limit	Date Analyzed
Aluminum		0.0250		1.73	2.000	0	86.3	75	125	06/07/2023
Arsenic		0.0250		0.466	0.5000	0	93.1	75	125	06/07/2023
Barium		0.0025		1.88	2.000	0.07000	90.4	75	125	06/07/2023
Beryllium		0.0005		0.0446	0.0500	0	89.2	75	125	06/07/2023
Boron		0.0200		0.673	0.5000	0.2354	87.5	75	125	06/07/2023
Cadmium		0.0020		0.0451	0.0500	0	90.2	75	125	06/07/2023
Calcium		0.100	S	75.9	2.500	75.15	31.2	75	125	06/07/2023
Chromium		0.0050		0.182	0.2000	0	91.1	75	125	06/07/2023
Copper		0.0050		0.230	0.2500	0.004900	90.0	75	125	06/07/2023
Iron		0.0400		1.83	2.000	0	91.5	75	125	06/07/2023
Lead		0.0150		0.442	0.5000	0	88.4	75	125	06/07/2023
Magnesium		0.0500	S	25.3	2.500	23.57	69.3	75	125	06/07/2023
Manganese		0.0070		0.456	0.5000	0	91.2	75	125	06/07/2023
Molybdenum		0.0100		0.449	0.5000	0.01250	87.4	75	125	06/07/2023
Nickel		0.0050		0.452	0.5000	0	90.3	75	125	06/08/2023
Potassium		0.100		6.61	2.500	4.328	91.2	75	125	06/07/2023
Silver		0.0070		0.0471	0.0500	0.001100	92.0	75	125	06/07/2023
Sodium		0.0500	S	49.8	2.500	48.46	52.4	75	125	06/07/2023
Zinc		0.0100		0.457	0.5000	0	91.4	75	125	06/07/2023



Quality Control Results

<http://www.teklabinc.com/>

Client: Ramboll

Work Order: 23051600

Client Project: HEN-23Q2

Report Date: 21-Jun-23

SW-846 3005A, 6010B, METALS BY ICP (DISSOLVED)

Batch	SampType	MSD	Units mg/L			RPD Limit: 20				
SampID: 23051600-008EMSD										
Analyses	Cert	RL	Qual	Result	Spike	SPK Ref Val	%REC	RPD Ref Val	%RPD	Date Analyzed
Aluminum		0.0250		1.71	2.000	0	85.6	1.726	0.80	06/07/2023
Arsenic		0.0250		0.462	0.5000	0	92.4	0.4655	0.71	06/07/2023
Barium		0.0025		1.86	2.000	0.07000	89.4	1.878	1.07	06/07/2023
Beryllium		0.0005		0.0447	0.0500	0	89.4	0.04460	0.22	06/07/2023
Boron		0.0200		0.668	0.5000	0.2354	86.5	0.6728	0.76	06/07/2023
Cadmium		0.0020		0.0443	0.0500	0	88.6	0.04510	1.79	06/07/2023
Calcium		0.100	S	75.2	2.500	75.15	3.2	75.93	0.93	06/07/2023
Chromium		0.0050		0.181	0.2000	0	90.7	0.1822	0.50	06/07/2023
Copper		0.0050		0.238	0.2500	0.004900	93.1	0.2299	3.34	06/07/2023
Iron		0.0400		1.80	2.000	0	90.0	1.829	1.59	06/07/2023
Lead		0.0150		0.436	0.5000	0	87.2	0.4419	1.32	06/07/2023
Magnesium		0.0500	S	25.3	2.500	23.57	67.1	25.30	0.21	06/07/2023
Manganese		0.0070		0.448	0.5000	0	89.7	0.4562	1.70	06/07/2023
Molybdenum		0.0100		0.444	0.5000	0.01250	86.2	0.4494	1.32	06/07/2023
Nickel		0.0050		0.457	0.5000	0	91.4	0.4516	1.21	06/08/2023
Potassium		0.100		6.53	2.500	4.328	88.0	6.608	1.21	06/07/2023
Silver		0.0070		0.0471	0.0500	0.001100	92.0	0.04710	0.00	06/07/2023
Sodium		0.0500	S	49.4	2.500	48.46	35.6	49.77	0.85	06/07/2023
Zinc		0.0100		0.456	0.5000	0	91.2	0.4568	0.22	06/07/2023



Quality Control Results

<http://www.teklabinc.com/>

Client: Ramboll

Work Order: 23051600

Client Project: HEN-23Q2

Report Date: 21-Jun-23

SW-846 3005A, 6010B, METALS BY ICP (DISSOLVED)

Batch 206873 SampType: MBLK Units mg/L

SampID: MBLK-206873

Analyses	Cert	RL	Qual	Result	Spike	SPK Ref Val	%REC	Low Limit	High Limit	Date Analyzed
Aluminum		0.0250		< 0.0250	0.0127	0	0	-100	100	06/06/2023
Antimony		0.0500		< 0.0500	0.0068	0	0	-100	100	06/06/2023
Arsenic		0.0250		< 0.0250	0.0087	0	0	-100	100	06/06/2023
Barium		0.0025		< 0.0025	0.0007	0	0	-100	100	06/06/2023
Beryllium		0.0005	J	0.0002	0.0002	0	100.0	-100	100	06/06/2023
Boron		0.0200		< 0.0200	0.0090	0	0	-100	100	06/06/2023
Cadmium		0.0020		< 0.0020	0.0005	0	0	-100	100	06/06/2023
Calcium		0.100		< 0.100	0.0350	0	0	-100	100	06/06/2023
Chromium		0.0050		< 0.0050	0.0028	0	0	-100	100	06/06/2023
Cobalt		0.0050		< 0.0050	0.0020	0	0	-100	100	06/06/2023
Copper		0.0050		< 0.0050	0.0013	0	0	-100	100	06/06/2023
Iron		0.0400		< 0.0400	0.0200	0	0	-100	100	06/06/2023
Lead		0.0150		< 0.0150	0.0014	0	0	-100	100	06/06/2023
Magnesium		0.0500		< 0.0500	0.0055	0	0	-100	100	06/06/2023
Manganese		0.0070		< 0.0070	0.0025	0	0	-100	100	06/06/2023
Molybdenum		0.0100		< 0.0100	0.0037	0	0	-100	100	06/06/2023
Nickel		0.0050		< 0.0050	0.0016	0	0	-100	100	06/06/2023
Potassium		0.100		< 0.100	0.0400	0	0	-100	100	06/06/2023
Selenium		0.0400		< 0.0400	0.0170	0	0	-100	100	06/06/2023
Silicon	*	0.0500		< 0.0500	0.0122	0	0	-100	100	06/07/2023
Silver		0.0070		< 0.0070	0.0027	0	0	-100	100	06/06/2023
Sodium		0.0500		< 0.0500	0.0180	0	0	-100	100	06/07/2023
Thallium		0.0500		< 0.0500	0.0111	0	0	-100	100	06/06/2023
Vanadium		0.0100		< 0.0100	0.0009	0	0	-100	100	06/06/2023
Zinc		0.0100		< 0.0100	0.0050	0	0	-100	100	06/06/2023



Quality Control Results

<http://www.teklabinc.com/>

Client: Ramboll

Work Order: 23051600

Client Project: HEN-23Q2

Report Date: 21-Jun-23

SW-846 3005A, 6010B, METALS BY ICP (DISSOLVED)

Batch 206873 SampType: LCS Units mg/L

SampID: LCS-206873

Analyses	Cert	RL	Qual	Result	Spike	SPK Ref Val	%REC	Low Limit	High Limit	Date Analyzed
Aluminum		0.0250		1.79	2.000	0	89.3	85	115	06/06/2023
Antimony		0.0500		0.439	0.5000	0	87.8	85	115	06/06/2023
Arsenic		0.0250		0.466	0.5000	0	93.2	85	115	06/06/2023
Barium		0.0025		1.81	2.000	0	90.3	85	115	06/06/2023
Beryllium		0.0005		0.0460	0.0500	0	92.0	85	115	06/06/2023
Boron		0.0200		0.454	0.5000	0	90.7	85	115	06/06/2023
Cadmium		0.0020		0.0445	0.0500	0	89.0	85	115	06/06/2023
Calcium		0.100		2.35	2.500	0	94.2	85	115	06/06/2023
Chromium		0.0050		0.189	0.2000	0	94.7	85	115	06/06/2023
Cobalt		0.0050		0.478	0.5000	0	95.5	85	115	06/06/2023
Copper		0.0050		0.232	0.2500	0	93.0	85	115	06/06/2023
Iron		0.0400		1.87	2.000	0	93.3	85	115	06/06/2023
Lead		0.0150		0.461	0.5000	0	92.3	85	115	06/06/2023
Magnesium		0.0500		2.23	2.500	0	89.2	85	115	06/06/2023
Manganese		0.0070		0.485	0.5000	0	97.0	85	115	06/06/2023
Molybdenum		0.0100		0.449	0.5000	0	89.8	85	115	06/06/2023
Nickel		0.0050		0.464	0.5000	0	92.9	85	115	06/06/2023
Potassium		0.100		2.32	2.500	0	92.9	85	115	06/06/2023
Selenium		0.0400		0.449	0.5000	0	89.7	85	115	06/06/2023
Silicon	*	0.0500		0.506	0.5000	0	101.2	85	115	06/07/2023
Silver		0.0070		0.0440	0.0500	0	88.0	85	115	06/06/2023
Sodium		0.0500		2.25	2.500	0	89.8	85	115	06/07/2023
Thallium		0.0500		0.233	0.2500	0	93.1	85	115	06/06/2023
Vanadium		0.0100		0.450	0.5000	0	89.9	85	115	06/06/2023
Zinc		0.0100		0.452	0.5000	0	90.3	85	115	06/06/2023



Quality Control Results

<http://www.teklabinc.com/>

Client: Ramboll

Work Order: 23051600

Client Project: HEN-23Q2

Report Date: 21-Jun-23

SW-846 3005A, 6010B, METALS BY ICP (DISSOLVED)

Batch 206873 SampType: MS Units mg/L

SampleID: 23051600-044EMS

Analyses	Cert	RL	Qual	Result	Spike	SPK Ref Val	%REC	Low Limit	High Limit	Date Analyzed
Aluminum		0.0250		3.15	4.000	0	78.8	75	125	06/06/2023
Arsenic		0.0250		0.852	1.000	0	85.2	75	125	06/06/2023
Barium		0.0025		3.27	4.000	0	81.8	75	125	06/06/2023
Beryllium		0.0005		0.0838	0.1000	0.0008000	83.0	75	125	06/06/2023
Boron		0.0200		0.817	1.000	0	81.7	75	125	06/06/2023
Cadmium		0.0020		0.0805	0.1000	0	80.5	75	125	06/06/2023
Calcium		0.100		4.26	5.000	0	85.2	75	125	06/06/2023
Chromium		0.0050		0.344	0.4000	0	86.1	75	125	06/06/2023
Copper		0.0050		0.428	0.5000	0	85.5	75	125	06/06/2023
Iron		0.0400		3.55	4.000	0	88.8	75	125	06/06/2023
Lead		0.0150		0.830	1.000	0	83.0	75	125	06/06/2023
Magnesium		0.0500		4.03	5.000	0	80.7	75	125	06/06/2023
Manganese		0.0070		0.888	1.000	0	88.8	75	125	06/06/2023
Molybdenum		0.0100		0.812	1.000	0	81.2	75	125	06/06/2023
Nickel		0.0050		0.837	1.000	0	83.7	75	125	06/06/2023
Potassium		0.100		4.10	5.000	0	82.0	75	125	06/06/2023
Silicon	*	0.0500		0.948	1.000	0	94.8	75	125	06/07/2023
Silver		0.0070		0.0811	0.1000	0	81.1	75	125	06/06/2023
Sodium		0.0500		4.30	5.000	0.03250	85.3	75	125	06/07/2023
Zinc		0.0100		0.810	1.000	0	81.0	75	125	06/06/2023



Quality Control Results

<http://www.teklabinc.com/>

Client: Ramboll

Work Order: 23051600

Client Project: HEN-23Q2

Report Date: 21-Jun-23

SW-846 3005A, 6010B, METALS BY ICP (DISSOLVED)

Batch	SampType	MSD	Units mg/L			RPD Limit: 20				
SampID: 23051600-044EMSD										
Analyses	Cert	RL	Qual	Result	Spike	SPK Ref Val	%REC	RPD Ref Val	%RPD	Date Analyzed
Aluminum		0.0250		3.17	4.000	0	79.2	3.150	0.63	06/06/2023
Arsenic		0.0250		0.844	1.000	0	84.4	0.8525	1.03	06/06/2023
Barium		0.0025		3.27	4.000	0	81.8	3.270	0.00	06/06/2023
Beryllium		0.0005		0.0839	0.1000	0.0008000	83.1	0.08380	0.12	06/06/2023
Boron		0.0200		0.819	1.000	0	81.9	0.8172	0.17	06/06/2023
Cadmium		0.0020		0.0806	0.1000	0	80.6	0.08050	0.12	06/06/2023
Calcium		0.100		4.26	5.000	0	85.2	4.261	0.01	06/06/2023
Chromium		0.0050		0.345	0.4000	0	86.2	0.3444	0.17	06/06/2023
Copper		0.0050		0.427	0.5000	0	85.4	0.4275	0.16	06/06/2023
Iron		0.0400		3.55	4.000	0	88.8	3.550	0.00	06/06/2023
Lead		0.0150		0.833	1.000	0	83.3	0.8298	0.36	06/06/2023
Magnesium		0.0500		4.05	5.000	0	81.1	4.035	0.45	06/06/2023
Manganese		0.0070		0.875	1.000	0	87.5	0.8881	1.53	06/06/2023
Molybdenum		0.0100		0.814	1.000	0	81.4	0.8125	0.18	06/06/2023
Nickel		0.0050		0.839	1.000	0	83.9	0.8367	0.30	06/06/2023
Potassium		0.100		4.09	5.000	0	81.9	4.099	0.14	06/06/2023
Silicon	*	0.0500		0.945	1.000	0	94.5	0.9484	0.39	06/07/2023
Silver		0.0070		0.0812	0.1000	0	81.2	0.08110	0.12	06/06/2023
Sodium		0.0500		4.29	5.000	0.03250	85.2	4.299	0.20	06/07/2023
Zinc		0.0100		0.811	1.000	0	81.1	0.8098	0.15	06/06/2023



Quality Control Results

<http://www.teklabinc.com/>

Client: Ramboll

Work Order: 23051600

Client Project: HEN-23Q2

Report Date: 21-Jun-23

SW-846 3005A, 6010B, METALS BY ICP (DISSOLVED)

Batch 206891 SampType: MBLK Units mg/L

SampleID: MBLK-206891

Analyses	Cert	RL	Qual	Result	Spike	SPK Ref Val	%REC	Low Limit	High Limit	Date Analyzed
Aluminum		0.0250		< 0.0250	0.0127	0	0	-100	100	06/06/2023
Antimony		0.0500		< 0.0500	0.0068	0	0	-100	100	06/06/2023
Arsenic		0.0250		< 0.0250	0.0087	0	0	-100	100	06/06/2023
Barium		0.0025		< 0.0025	0.0007	0	0	-100	100	06/06/2023
Beryllium		0.0005		< 0.0005	0.0002	0	0	-100	100	06/06/2023
Boron		0.0200		< 0.0200	0.0090	0	0	-100	100	06/06/2023
Cadmium		0.0020		< 0.0020	0.0005	0	0	-100	100	06/06/2023
Calcium		0.100		< 0.100	0.0350	0	0	-100	100	06/06/2023
Chromium		0.0050		< 0.0050	0.0028	0	0	-100	100	06/06/2023
Cobalt		0.0050		< 0.0050	0.0020	0	0	-100	100	06/06/2023
Copper		0.0050		< 0.0050	0.0013	0	0	-100	100	06/06/2023
Iron		0.0400		< 0.0400	0.0200	0	0	-100	100	06/06/2023
Lead		0.0150		< 0.0150	0.0014	0	0	-100	100	06/06/2023
Magnesium		0.0500		< 0.0500	0.0055	0	0	-100	100	06/06/2023
Manganese		0.0070		< 0.0070	0.0025	0	0	-100	100	06/06/2023
Molybdenum		0.0100		< 0.0100	0.0037	0	0	-100	100	06/06/2023
Nickel		0.0050		< 0.0050	0.0016	0	0	-100	100	06/06/2023
Potassium		0.100		< 0.100	0.0400	0	0	-100	100	06/06/2023
Selenium		0.0400		< 0.0400	0.0170	0	0	-100	100	06/06/2023
Silicon	*	0.0500		< 0.0500	0.0500	0	0	-100	100	06/07/2023
Silver		0.0070		< 0.0070	0.0027	0	0	-100	100	06/06/2023
Sodium		0.0500		< 0.0500	0.0180	0	0	-100	100	06/06/2023
Thallium		0.0500		< 0.0500	0.0111	0	0	-100	100	06/06/2023
Vanadium		0.0100		< 0.0100	0.0009	0	0	-100	100	06/06/2023
Zinc		0.0100		< 0.0100	0.0050	0	0	-100	100	06/06/2023



Quality Control Results

<http://www.teklabinc.com/>

Client: Ramboll

Work Order: 23051600

Client Project: HEN-23Q2

Report Date: 21-Jun-23

SW-846 3005A, 6010B, METALS BY ICP (DISSOLVED)

Batch 206891 SampType: LCS Units mg/L

SampID: LCS-206891

Analyses	Cert	RL	Qual	Result	Spike	SPK Ref Val	%REC	Low Limit	High Limit	Date Analyzed
Aluminum		0.0250		1.79	2.000	0	89.4	85	115	06/06/2023
Antimony		0.0500		0.439	0.5000	0	87.8	85	115	06/06/2023
Arsenic		0.0250		0.468	0.5000	0	93.7	85	115	06/06/2023
Barium		0.0025		1.81	2.000	0	90.4	85	115	06/06/2023
Beryllium		0.0005		0.0455	0.0500	0	91.0	85	115	06/06/2023
Boron		0.0200		0.455	0.5000	0	90.9	85	115	06/06/2023
Cadmium		0.0020		0.0445	0.0500	0	89.0	85	115	06/06/2023
Calcium		0.100		2.35	2.500	0	94.0	85	115	06/06/2023
Chromium		0.0050		0.185	0.2000	0	92.6	85	115	06/06/2023
Cobalt		0.0050		0.475	0.5000	0	95.0	85	115	06/06/2023
Copper		0.0050		0.234	0.2500	0	93.4	85	115	06/06/2023
Iron		0.0400		1.84	2.000	0	91.8	85	115	06/06/2023
Lead		0.0150		0.458	0.5000	0	91.6	85	115	06/06/2023
Magnesium		0.0500		2.22	2.500	0	89.0	85	115	06/06/2023
Manganese		0.0070		0.475	0.5000	0	95.1	85	115	06/06/2023
Molybdenum		0.0100		0.447	0.5000	0	89.4	85	115	06/06/2023
Nickel		0.0050		0.456	0.5000	0	91.2	85	115	06/06/2023
Potassium		0.100		2.32	2.500	0	92.8	85	115	06/06/2023
Selenium		0.0400		0.441	0.5000	0	88.3	85	115	06/06/2023
Silicon	*	0.0500		0.522	0.5000	0	104.5	85	115	06/07/2023
Silver		0.0070		0.0436	0.0500	0	87.2	85	115	06/06/2023
Sodium		0.0500		2.23	2.500	0	89.4	85	115	06/06/2023
Thallium		0.0500		0.232	0.2500	0	93.0	85	115	06/06/2023
Vanadium		0.0100		0.449	0.5000	0	89.7	85	115	06/06/2023
Zinc		0.0100		0.451	0.5000	0	90.3	85	115	06/06/2023



Quality Control Results

<http://www.teklabinc.com/>

Client: Ramboll

Work Order: 23051600

Client Project: HEN-23Q2

Report Date: 21-Jun-23

SW-846 3005A, 6010B, METALS BY ICP (DISSOLVED)

Batch 206891		SampType: MS		Units mg/L							Date Analyzed
SampID: 23051600-012DMS											
Analyses	Cert	RL	Qual	Result	Spike	SPK Ref Val	%REC	Low Limit	High Limit	Date Analyzed	
Aluminum		0.0250		1.83	2.000	0	91.6	75	125	06/06/2023	
Calcium		0.100	S	86.4	2.500	85.59	34.0	75	125	06/06/2023	
Iron		0.0400		1.85	2.000	0	92.7	75	125	06/06/2023	
Magnesium		0.0500	S	28.8	2.500	26.91	74.8	75	125	06/06/2023	
Manganese		0.0070		0.480	0.5000	0	96.0	75	125	06/06/2023	
Potassium		0.100		5.46	2.500	3.178	91.2	75	125	06/06/2023	
Silicon	*	0.0500		5.06	0.5000	4.550	101.7	75	125	06/07/2023	
Sodium		0.0500	S	38.9	2.500	37.10	71.2	75	125	06/06/2023	

Batch 206891		SampType: MSD		Units mg/L							RPD Limit: 20	Date Analyzed
SampID: 23051600-012DMSD												
Analyses	Cert	RL	Qual	Result	Spike	SPK Ref Val	%REC	RPD Ref Val	%RPD	Date Analyzed		
Aluminum		0.0250		1.80	2.000	0	90.1	1.832	1.65	06/06/2023		
Calcium		0.100	S	85.6	2.500	85.59	-0.8	86.44	1.01	06/06/2023		
Iron		0.0400		1.83	2.000	0	91.7	1.854	1.02	06/06/2023		
Magnesium		0.0500	S	28.6	2.500	26.91	68.5	28.78	0.55	06/06/2023		
Manganese		0.0070		0.476	0.5000	0	95.2	0.4798	0.82	06/06/2023		
Potassium		0.100		5.34	2.500	3.178	86.6	5.459	2.14	06/06/2023		
Silicon	*	0.0500		5.07	0.5000	4.550	104.7	5.059	0.30	06/07/2023		
Sodium		0.0500	S	38.3	2.500	37.10	47.2	38.88	1.56	06/06/2023		

Batch 206891		SampType: MS		Units mg/L							Date Analyzed
SampID: 23051600-041DMS											
Analyses	Cert	RL	Qual	Result	Spike	SPK Ref Val	%REC	Low Limit	High Limit	Date Analyzed	
Aluminum		0.0250		4.28	2.000	2.550	86.5	75	125	06/06/2023	
Calcium		0.100	S	92.2	2.500	91.26	36.8	75	125	06/06/2023	
Iron		0.0400		1.87	2.000	0	93.3	75	125	06/06/2023	
Magnesium		0.0500		2.19	2.500	0	87.7	75	125	06/06/2023	
Manganese		0.0070		0.484	0.5000	0	96.7	75	125	06/06/2023	
Potassium		0.500	S	26.8	2.500	24.93	74.9	75	125	06/08/2023	
Silicon	*	0.0500	S	11.2	0.5000	10.80	74.7	75	125	06/07/2023	
Sodium		0.0500	S	105	2.500	104.0	28.8	75	125	06/06/2023	



Quality Control Results

<http://www.teklabinc.com/>

Client: Ramboll

Work Order: 23051600

Client Project: HEN-23Q2

Report Date: 21-Jun-23

SW-846 3005A, 6010B, METALS BY ICP (DISSOLVED)

Analyses	Cert	RL	Qual	Result	Spike	SPK Ref Val	%REC	RPD Ref Val	%RPD	Date Analyzed
Aluminum		0.0250		4.25	2.000	2.550	85.0	4.280	0.70	06/06/2023
Calcium		0.100	S	91.8	2.500	91.26	23.2	92.18	0.37	06/06/2023
Iron		0.0400		1.87	2.000	0	93.3	1.866	0.07	06/06/2023
Magnesium		0.0500		2.19	2.500	0	87.7	2.192	0.02	06/06/2023
Manganese		0.0070		0.483	0.5000	0	96.6	0.4835	0.06	06/06/2023
Potassium		0.500		26.8	2.500	24.93	76.3	26.80	0.13	06/08/2023
Silicon	*	0.0500		11.3	0.5000	10.80	98.2	11.18	1.05	06/07/2023
Sodium		0.0500	S	103	2.500	104.0	-25.2	104.7	1.30	06/06/2023



Quality Control Results

<http://www.teklabinc.com/>

Client: Ramboll

Work Order: 23051600

Client Project: HEN-23Q2

Report Date: 21-Jun-23

SW-846 3005A, 6010B, METALS BY ICP (TOTAL)

Batch 206856 SampType: MBLK Units mg/L

SampID: MBLK-206856

Analyses	Cert	RL	Qual	Result	Spike	SPK Ref Val	%REC	Low Limit	High Limit	Date Analyzed
Aluminum		0.0250		< 0.0250	0.0127	0	0	-100	100	06/05/2023
Antimony		0.0500		< 0.0500	0.0068	0	0	-100	100	06/05/2023
Arsenic		0.0250		< 0.0250	0.0087	0	0	-100	100	06/05/2023
Barium		0.0025		< 0.0025	0.0007	0	0	-100	100	06/05/2023
Beryllium		0.0005		< 0.0005	0.0002	0	0	-100	100	06/05/2023
Boron		0.0200		< 0.0200	0.0090	0	0	-100	100	06/05/2023
Cadmium		0.0020		< 0.0020	0.0005	0	0	-100	100	06/05/2023
Calcium		0.100		< 0.100	0.0350	0	0	-100	100	06/05/2023
Chromium		0.0050		< 0.0050	0.0028	0	0	-100	100	06/05/2023
Cobalt		0.0050		< 0.0050	0.0020	0	0	-100	100	06/05/2023
Copper		0.0050		< 0.0050	0.0013	0	0	-100	100	06/05/2023
Iron		0.0400		< 0.0400	0.0200	0	0	-100	100	06/05/2023
Lead		0.0150		< 0.0150	0.0014	0	0	-100	100	06/05/2023
Lithium		0.0050		< 0.0050	0.0019	0	0	-100	100	06/14/2023
Magnesium		0.0500		< 0.0500	0.0055	0	0	-100	100	06/05/2023
Manganese		0.0070		< 0.0070	0.0025	0	0	-100	100	06/05/2023
Molybdenum		0.0100		< 0.0100	0.0037	0	0	-100	100	06/05/2023
Potassium		0.100		< 0.100	0.0400	0	0	-100	100	06/05/2023
Selenium		0.0400		< 0.0400	0.0170	0	0	-100	100	06/05/2023
Silicon	*	0.0500	S	0.0599	0.0122	0	491.0	-100	100	06/07/2023
Sodium		0.0500		< 0.0500	0.0180	0	0	-100	100	06/05/2023
Thallium		0.0500		< 0.0500	0.0111	0	0	-100	100	06/05/2023
Vanadium		0.0100		< 0.0100	0.0009	0	0	-100	100	06/05/2023
Zinc		0.0100		< 0.0100	0.0050	0	0	-100	100	06/05/2023



Quality Control Results

<http://www.teklabinc.com/>

Client: Ramboll

Work Order: 23051600

Client Project: HEN-23Q2

Report Date: 21-Jun-23

SW-846 3005A, 6010B, METALS BY ICP (TOTAL)

Batch 206856 SampType: LCS Units mg/L

SampID: LCS-206856

Analyses	Cert	RL	Qual	Result	Spike	SPK Ref Val	%REC	Low Limit	High Limit	Date Analyzed
Aluminum		0.0250		1.92	2.000	0	96.0	85	115	06/05/2023
Antimony		0.0500		0.490	0.5000	0	97.9	85	115	06/05/2023
Arsenic		0.0250		0.516	0.5000	0	103.3	85	115	06/05/2023
Barium		0.0025		2.02	2.000	0	101.0	85	115	06/05/2023
Beryllium		0.0005		0.0503	0.0500	0	100.6	85	115	06/05/2023
Boron		0.0200		0.491	0.5000	0	98.2	85	115	06/05/2023
Cadmium		0.0020		0.0528	0.0500	0	105.6	85	115	06/05/2023
Calcium		0.100		2.59	2.500	0	103.7	85	115	06/05/2023
Chromium		0.0050		0.194	0.2000	0	97.2	85	115	06/05/2023
Cobalt		0.0050		0.490	0.5000	0	97.9	85	115	06/05/2023
Copper		0.0050		0.247	0.2500	0	99.0	85	115	06/05/2023
Iron		0.0400		2.00	2.000	0	100.0	85	115	06/05/2023
Lead		0.0150		0.493	0.5000	0	98.7	85	115	06/05/2023
Lithium		0.0050		0.548	0.5000	0	109.6	85	115	06/15/2023
Lithium		0.0050	S	0.623	0.5000	0	124.6	85	115	06/15/2023
Magnesium		0.0500		2.36	2.500	0	94.2	85	115	06/05/2023
Manganese		0.0070		0.488	0.5000	0	97.6	85	115	06/05/2023
Molybdenum		0.0100		0.476	0.5000	0	95.2	85	115	06/05/2023
Potassium		0.100		2.62	2.500	0	104.7	85	115	06/05/2023
Selenium		0.0400		0.496	0.5000	0	99.1	85	115	06/05/2023
Silicon	*	0.0500	BS	0.602	0.5000	0	120.5	85	115	06/07/2023
Sodium		0.0500		2.50	2.500	0	100.2	85	115	06/05/2023
Thallium		0.0500		0.242	0.2500	0	96.7	85	115	06/05/2023
Vanadium		0.0100		0.490	0.5000	0	98.0	85	115	06/05/2023
Zinc		0.0100		0.499	0.5000	0	99.7	85	115	06/05/2023



Quality Control Results

<http://www.teklabinc.com/>

Client: Ramboll

Work Order: 23051600

Client Project: HEN-23Q2

Report Date: 21-Jun-23

SW-846 3005A, 6010B, METALS BY ICP (TOTAL)

Batch 206856		SampType: MS		Units mg/L						
SampID: 23051600-007DMS										
Analyses	Cert	RL	Qual	Result	Spike	SPK Ref Val	%REC	Low Limit	High Limit	Date Analyzed
Aluminum		0.0250		2.07	2.000	0.05820	100.6	75	125	06/05/2023
Arsenic		0.0250		0.524	0.5000	0	104.9	75	125	06/05/2023
Barium		0.0025		2.11	2.000	0.1075	100.1	75	125	06/05/2023
Beryllium		0.0005		0.0505	0.0500	0.0003000	100.4	75	125	06/05/2023
Boron		0.0200		0.591	0.5000	0.08420	101.4	75	125	06/05/2023
Cadmium		0.0020		0.0515	0.0500	0	103.0	75	125	06/05/2023
Calcium		0.100	S	201	2.500	200.2	42.8	75	125	06/05/2023
Chromium		0.0050		0.195	0.2000	0	97.3	75	125	06/05/2023
Copper		0.0050		0.263	0.2500	0.007200	102.3	75	125	06/05/2023
Iron		0.0400		2.20	2.000	0.1000	105.0	75	125	06/05/2023
Lead		0.0150		0.484	0.5000	0	96.7	75	125	06/05/2023
Lithium		0.0050		0.568	0.5000	0.01140	111.3	75	125	06/15/2023
Magnesium		0.0500		64.1	2.500	61.99	86.0	75	125	06/05/2023
Manganese		0.0070		0.508	0.5000	0.01790	97.9	75	125	06/05/2023
Molybdenum		0.0100		0.484	0.5000	0	96.9	75	125	06/05/2023
Potassium		0.100		6.61	2.500	3.973	105.3	75	125	06/05/2023
Silicon	*	0.0500	B	9.42	0.5000	8.822	118.8	75	125	06/07/2023
Sodium		0.0500		181	2.500	178.4	96.8	75	125	06/05/2023
Zinc		0.0100		0.514	0.5000	0.01010	100.8	75	125	06/05/2023



Quality Control Results

<http://www.teklabinc.com/>

Client: Ramboll

Work Order: 23051600

Client Project: HEN-23Q2

Report Date: 21-Jun-23

SW-846 3005A, 6010B, METALS BY ICP (TOTAL)

Batch	206856	SampType:	MSD	Units mg/L			RPD Limit: 20			
Analyses	Cert	RL	Qual	Result	Spike	SPK Ref Val	%REC	RPD Ref Val	%RPD	Date Analyzed
Aluminum		0.0250		2.08	2.000	0.05820	101.1	2.070	0.48	06/05/2023
Arsenic		0.0250		0.525	0.5000	0	105.0	0.5243	0.15	06/05/2023
Barium		0.0025		2.13	2.000	0.1075	101.1	2.110	0.94	06/05/2023
Beryllium		0.0005		0.0507	0.0500	0.0003000	100.8	0.05050	0.40	06/05/2023
Boron		0.0200		0.592	0.5000	0.08420	101.5	0.5912	0.08	06/05/2023
Cadmium		0.0020		0.0519	0.0500	0	103.8	0.05150	0.77	06/05/2023
Calcium		0.100		203	2.500	200.2	96.0	201.3	0.66	06/05/2023
Chromium		0.0050		0.196	0.2000	0	98.0	0.1946	0.72	06/05/2023
Copper		0.0050		0.262	0.2500	0.007200	102.0	0.2629	0.30	06/05/2023
Iron		0.0400		2.17	2.000	0.1000	103.5	2.200	1.37	06/05/2023
Lead		0.0150		0.488	0.5000	0	97.7	0.4837	0.99	06/05/2023
Lithium		0.0050		0.569	0.5000	0.01140	111.5	0.5681	0.16	06/15/2023
Magnesium		0.0500		64.4	2.500	61.99	95.8	64.14	0.38	06/05/2023
Manganese		0.0070		0.513	0.5000	0.01790	98.9	0.5076	0.98	06/05/2023
Molybdenum		0.0100		0.485	0.5000	0	96.9	0.4843	0.08	06/05/2023
Potassium		0.100		6.54	2.500	3.973	102.6	6.606	1.04	06/05/2023
Silicon	*	0.0500	BS	9.51	0.5000	8.822	136.9	9.416	0.96	06/07/2023
Sodium		0.0500	S	180	2.500	178.4	53.2	180.8	0.60	06/05/2023
Zinc		0.0100		0.516	0.5000	0.01010	101.1	0.5142	0.29	06/05/2023



Quality Control Results

<http://www.teklabinc.com/>

Client: Ramboll

Work Order: 23051600

Client Project: HEN-23Q2

Report Date: 21-Jun-23

SW-846 3005A, 6010B, METALS BY ICP (TOTAL)

Batch 206856 SampType: MS Units mg/L

SampleID: 23051600-024CMS

Analyses	Cert	RL	Qual	Result	Spike	SPK Ref Val	%REC	Low Limit	High Limit	Date Analyzed
Aluminum		0.0250		2.22	2.000	0.2164	100.2	75	125	06/05/2023
Arsenic		0.0250		0.521	0.5000	0	104.2	75	125	06/05/2023
Barium		0.0025		2.06	2.000	0.04100	101.0	75	125	06/05/2023
Beryllium		0.0005		0.0512	0.0500	0	102.4	75	125	06/05/2023
Boron		0.0200		0.645	0.5000	0.1428	100.4	75	125	06/05/2023
Cadmium		0.0020		0.0522	0.0500	0	104.4	75	125	06/05/2023
Calcium		0.100	S	103	2.500	102.2	47.6	75	125	06/05/2023
Chromium		0.0050		0.197	0.2000	0	98.6	75	125	06/05/2023
Iron		0.0400		2.40	2.000	0.2952	105.2	75	125	06/05/2023
Lead		0.0150		0.494	0.5000	0	98.8	75	125	06/05/2023
Lithium		0.0050	S	0.644	0.5000	0.002900	128.2	75	125	06/14/2023
Magnesium		0.0500		41.7	2.500	39.45	89.6	75	125	06/05/2023
Manganese		0.0070		0.598	0.5000	0.1040	98.9	75	125	06/05/2023
Molybdenum		0.0100		0.486	0.5000	0	97.2	75	125	06/05/2023
Potassium		0.100		4.76	2.500	2.222	101.7	75	125	06/05/2023
Silicon	*	0.0500	B	7.18	0.5000	6.601	115.5	75	125	06/07/2023
Sodium		0.0500		42.1	2.500	40.12	78.4	75	125	06/05/2023



Quality Control Results

<http://www.teklabinc.com/>

Client: Ramboll

Work Order: 23051600

Client Project: HEN-23Q2

Report Date: 21-Jun-23

SW-846 3005A, 6010B, METALS BY ICP (TOTAL)

Batch	206856	SampType:	MSD	Units mg/L				RPD Limit: 20			Date
Analyses	Cert	RL	Qual	Result	Spike	SPK Ref Val	%REC	RPD Ref Val	%RPD	Analyzed	
Aluminum		0.0250		2.23	2.000	0.2164	100.7	2.220	0.45	06/05/2023	
Arsenic		0.0250		0.525	0.5000	0	105.0	0.5212	0.73	06/05/2023	
Barium		0.0025		2.05	2.000	0.04100	100.5	2.060	0.49	06/05/2023	
Beryllium		0.0005		0.0508	0.0500	0	101.6	0.05120	0.78	06/05/2023	
Boron		0.0200		0.645	0.5000	0.1428	100.5	0.6447	0.06	06/05/2023	
Cadmium		0.0020		0.0516	0.0500	0	103.2	0.05220	1.16	06/05/2023	
Calcium		0.100	S	104	2.500	102.2	66.8	103.4	0.46	06/05/2023	
Chromium		0.0050		0.196	0.2000	0	98.2	0.1972	0.36	06/05/2023	
Iron		0.0400		2.41	2.000	0.2952	105.7	2.400	0.42	06/05/2023	
Lead		0.0150		0.487	0.5000	0	97.4	0.4939	1.37	06/05/2023	
Lithium		0.0050		0.617	0.5000	0.002900	122.9	0.6439	4.20	06/14/2023	
Magnesium		0.0500		41.8	2.500	39.45	93.3	41.69	0.22	06/05/2023	
Manganese		0.0070		0.596	0.5000	0.1040	98.5	0.5984	0.32	06/05/2023	
Molybdenum		0.0100		0.481	0.5000	0	96.3	0.4859	0.93	06/05/2023	
Potassium		0.100		4.80	2.500	2.222	102.9	4.764	0.65	06/05/2023	
Silicon	*	0.0500	B	7.20	0.5000	6.601	118.9	7.178	0.24	06/07/2023	
Sodium		0.0500		42.3	2.500	40.12	88.0	42.08	0.57	06/05/2023	



Quality Control Results

<http://www.teklabinc.com/>

Client: Ramboll

Work Order: 23051600

Client Project: HEN-23Q2

Report Date: 21-Jun-23

SW-846 3005A, 6010B, METALS BY ICP (TOTAL)

Analyses	Cert	RL	Qual	Result	Spike	SPK Ref Val	%REC	Low Limit	High Limit	Date Analyzed
Aluminum		0.0250		< 0.0250	0.0127	0	0	-100	100	06/05/2023
Aluminum		0.0250		< 0.0250	0.0127	0	0	-100	100	06/02/2023
Arsenic		0.0250		< 0.0250	0.0087	0	0	-100	100	06/05/2023
Arsenic		0.0250		< 0.0250	0.0087	0	0	-100	100	06/02/2023
Barium		0.0025		< 0.0025	0.0007	0	0	-100	100	06/02/2023
Barium		0.0025		< 0.0025	0.0007	0	0	-100	100	06/05/2023
Beryllium		0.0005		< 0.0005	0.0002	0	0	-100	100	06/02/2023
Beryllium		0.0005		< 0.0005	0.0002	0	0	-100	100	06/05/2023
Boron		0.0200		< 0.0200	0.0090	0	0	-100	100	06/02/2023
Boron		0.0200		< 0.0200	0.0090	0	0	-100	100	06/05/2023
Cadmium		0.0020		< 0.0020	0.0005	0	0	-100	100	06/05/2023
Cadmium		0.0020		< 0.0020	0.0005	0	0	-100	100	06/02/2023
Calcium		0.100		< 0.100	0.0350	0	0	-100	100	06/05/2023
Chromium		0.0050		< 0.0050	0.0028	0	0	-100	100	06/05/2023
Chromium		0.0050		< 0.0050	0.0028	0	0	-100	100	06/02/2023
Copper		0.0050		< 0.0050	0.0013	0	0	-100	100	06/05/2023
Copper		0.0050		< 0.0050	0.0013	0	0	-100	100	06/02/2023
Iron		0.0400		< 0.0400	0.0200	0	0	-100	100	06/05/2023
Iron		0.0400		< 0.0400	0.0200	0	0	-100	100	06/02/2023
Lead		0.0150		< 0.0150	0.0040	0	0	-100	100	06/05/2023
Lead		0.0150		< 0.0150	0.0040	0	0	-100	100	06/02/2023
Lithium	*	0.0050		< 0.0050	0.0019	0	0	-100	100	06/14/2023
Lithium	*	0.0050		< 0.0050	0.0019	0	0	-100	100	06/02/2023
Lithium	*	0.0050		< 0.0050	0.0019	0	0	-100	100	06/05/2023
Magnesium		0.0500		< 0.0500	0.0055	0	0	-100	100	06/02/2023
Magnesium		0.0500		< 0.0500	0.0055	0	0	-100	100	06/05/2023
Manganese		0.0070		< 0.0070	0.0025	0	0	-100	100	06/05/2023
Manganese		0.0070		< 0.0070	0.0025	0	0	-100	100	06/02/2023
Molybdenum		0.0100		< 0.0100	0.0037	0	0	-100	100	06/02/2023
Molybdenum		0.0100		< 0.0100	0.0037	0	0	-100	100	06/05/2023
Potassium		0.100		< 0.100	0.0400	0	0	-100	100	06/05/2023
Silicon	*	0.0500	S	0.0543	0.0122	0	445.1	-100	100	06/09/2023
Sodium		0.0500		< 0.0500	0.0180	0	0	-100	100	06/05/2023
Sodium		0.0500	JS	0.023	0.0180	0	128.3	-100	100	06/02/2023
Zinc		0.0100		< 0.0100	0.0050	0	0	-100	100	06/05/2023
Zinc		0.0100		< 0.0100	0.0050	0	0	-100	100	06/02/2023



Quality Control Results

<http://www.teklabinc.com/>

Client: Ramboll

Work Order: 23051600

Client Project: HEN-23Q2

Report Date: 21-Jun-23

SW-846 3005A, 6010B, METALS BY ICP (TOTAL)

Batch 206857 SampType: MBLK Units mg/L

SampID: MBLK-206857

Analyses	Cert	RL	Qual	Result	Spike	SPK Ref Val	%REC	Low Limit	High Limit	Date Analyzed
----------	------	----	------	--------	-------	-------------	------	-----------	------------	---------------



Quality Control Results

<http://www.teklabinc.com/>

Client: Ramboll

Work Order: 23051600

Client Project: HEN-23Q2

Report Date: 21-Jun-23

SW-846 3005A, 6010B, METALS BY ICP (TOTAL)

Batch	SampType:	Units		mg/L							Date
SampID:	LCS-206857										Analyzed
Analyses	Cert	RL	Qual	Result	Spike	SPK Ref Val	%REC	Low Limit	High Limit		
Aluminum		0.0250		2.03	2.000	0	101.5	85	115	06/05/2023	
Aluminum		0.0250		1.95	2.000	0	97.5	85	115	06/02/2023	
Arsenic		0.0250		0.528	0.5000	0	105.5	85	115	06/02/2023	
Arsenic		0.0250		0.566	0.5000	0	113.3	85	115	06/05/2023	
Barium		0.0025		2.18	2.000	0	109.0	85	115	06/05/2023	
Barium		0.0025		2.05	2.000	0	102.5	85	115	06/02/2023	
Beryllium		0.0005		0.0507	0.0500	0	101.4	85	115	06/02/2023	
Beryllium		0.0005		0.0543	0.0500	0	108.6	85	115	06/05/2023	
Boron		0.0200		0.507	0.5000	0	101.3	85	115	06/02/2023	
Boron		0.0200		0.531	0.5000	0	106.1	85	115	06/05/2023	
Cadmium		0.0020		0.0568	0.0500	0	113.6	85	115	06/05/2023	
Cadmium		0.0020		0.0511	0.0500	0	102.2	85	115	06/02/2023	
Calcium		0.100		2.78	2.500	0	111.0	85	115	06/05/2023	
Chromium		0.0050		0.205	0.2000	0	102.4	85	115	06/02/2023	
Chromium		0.0050		0.216	0.2000	0	108.2	85	115	06/05/2023	
Copper		0.0050		0.257	0.2500	0	102.9	85	115	06/02/2023	
Copper		0.0050		0.261	0.2500	0	104.3	85	115	06/05/2023	
Iron		0.0400		2.18	2.000	0	109.0	85	115	06/05/2023	
Iron		0.0400		2.07	2.000	0	103.5	85	115	06/02/2023	
Lead		0.0150		0.508	0.5000	0	101.6	85	115	06/02/2023	
Lead		0.0150		0.550	0.5000	0	110.1	85	115	06/05/2023	
Lithium	*	0.0050		0.533	0.5000	0	106.7	85	115	06/02/2023	
Lithium	*	0.0050		0.546	0.5000	0	109.1	85	115	06/05/2023	
Lithium	*	0.0050		0.550	0.5000	0	110.0	85	115	06/15/2023	
Magnesium		0.0500		2.57	2.500	0	102.7	85	115	06/05/2023	
Magnesium		0.0500		2.39	2.500	0	95.5	85	115	06/02/2023	
Manganese		0.0070		0.513	0.5000	0	102.7	85	115	06/02/2023	
Manganese		0.0070		0.544	0.5000	0	108.8	85	115	06/05/2023	
Molybdenum		0.0100		0.524	0.5000	0	104.9	85	115	06/05/2023	
Molybdenum		0.0100		0.495	0.5000	0	99.0	85	115	06/02/2023	
Potassium		0.100		2.62	2.500	0	105.0	85	115	06/05/2023	
Silicon	*	0.0500	B	0.521	0.5000	0	104.1	85	115	06/09/2023	
Sodium		0.0500		2.55	2.500	0	101.9	85	115	06/05/2023	
Sodium		0.0500	B	2.46	2.500	0	98.5	85	115	06/02/2023	
Zinc		0.0100		0.538	0.5000	0	107.6	85	115	06/05/2023	
Zinc		0.0100		0.507	0.5000	0	101.4	85	115	06/02/2023	



Quality Control Results

<http://www.teklabinc.com/>

Client: Ramboll

Work Order: 23051600

Client Project: HEN-23Q2

Report Date: 21-Jun-23

SW-846 3005A, 6010B, METALS BY ICP (TOTAL)

Batch 206857 SampType: LCS Units mg/L

SampID: LCS-206857

Analyses	Cert	RL	Qual	Result	Spike	SPK Ref Val	%REC	Low Limit	High Limit	Date Analyzed
----------	------	----	------	--------	-------	-------------	------	-----------	------------	---------------

Batch 206857 SampType: MS Units mg/L

SampID: 23051600-032CMS

Analyses	Cert	RL	Qual	Result	Spike	SPK Ref Val	%REC	Low Limit	High Limit	Date Analyzed
Aluminum		0.0250		2.12	2.000	0	106.0	75	125	06/05/2023
Arsenic		0.0250		0.596	0.5000	0	119.2	75	125	06/05/2023
Barium		0.0025		2.30	2.000	0.08020	111.0	75	125	06/05/2023
Beryllium		0.0005		0.0562	0.0500	0	112.4	75	125	06/05/2023
Boron		0.0200		0.949	0.5000	0.3785	114.2	75	125	06/05/2023
Cadmium		0.0020		0.0567	0.0500	0	113.4	75	125	06/05/2023
Calcium		0.100	S	95.9	2.500	88.19	308.4	75	125	06/05/2023
Chromium		0.0050		0.223	0.2000	0	111.3	75	125	06/05/2023
Iron		0.0400		2.23	2.000	0	111.5	75	125	06/05/2023
Lead		0.0150		0.556	0.5000	0	111.3	75	125	06/05/2023
Lithium		0.0050		0.584	0.5000	0.01010	114.7	75	125	06/15/2023
Magnesium		0.0500	S	33.2	2.500	29.12	164.0	75	125	06/05/2023
Manganese		0.0070		0.562	0.5000	0	112.4	75	125	06/05/2023
Molybdenum		0.0100		0.577	0.5000	0.03020	109.4	75	125	06/05/2023
Potassium		0.100		7.79	2.500	4.870	116.8	75	125	06/05/2023
Silicon	*	0.0500	BS	7.09	0.5000	6.449	128.7	75	125	06/09/2023
Sodium		0.0500	S	58.9	2.500	53.10	232.0	75	125	06/05/2023



Quality Control Results

<http://www.teklabinc.com/>

Client: Ramboll

Work Order: 23051600

Client Project: HEN-23Q2

Report Date: 21-Jun-23

SW-846 3005A, 6010B, METALS BY ICP (TOTAL)

Batch	206857	SampType:	MSD	Units mg/L				RPD Limit: 20			
SampID:	23051600-032CMSD										Date Analyzed
Analyses	Cert	RL	Qual	Result	Spike	SPK Ref Val	%REC	RPD Ref Val	%RPD		
Aluminum		0.0250		2.02	2.000	0	101.0	2.120	4.83	06/05/2023	
Arsenic		0.0250		0.562	0.5000	0	112.4	0.5958	5.82	06/05/2023	
Barium		0.0025		2.19	2.000	0.08020	105.5	2.300	4.90	06/05/2023	
Beryllium		0.0005		0.0535	0.0500	0	107.0	0.05620	4.92	06/05/2023	
Boron		0.0200		0.903	0.5000	0.3785	105.0	0.9494	4.98	06/05/2023	
Cadmium		0.0020		0.0546	0.0500	0	109.2	0.05670	3.77	06/05/2023	
Calcium		0.100		90.8	2.500	88.19	102.8	95.90	5.51	06/05/2023	
Chromium		0.0050		0.213	0.2000	0	106.4	0.2226	4.45	06/05/2023	
Iron		0.0400		2.12	2.000	0	106.0	2.230	5.06	06/05/2023	
Lead		0.0150		0.534	0.5000	0	106.8	0.5565	4.15	06/05/2023	
Lithium		0.0050		0.582	0.5000	0.01010	114.3	0.5838	0.39	06/15/2023	
Magnesium		0.0500		31.6	2.500	29.12	99.2	33.22	5.00	06/05/2023	
Manganese		0.0070		0.534	0.5000	0	106.9	0.5621	5.03	06/05/2023	
Molybdenum		0.0100		0.547	0.5000	0.03020	103.3	0.5771	5.41	06/05/2023	
Potassium		0.100		7.43	2.500	4.870	102.3	7.790	4.77	06/05/2023	
Silicon	*	0.0500	B	7.02	0.5000	6.449	114.4	7.092	1.01	06/09/2023	
Sodium		0.0500		55.9	2.500	53.10	112.4	58.90	5.21	06/05/2023	



Quality Control Results

<http://www.teklabinc.com/>

Client: Ramboll

Work Order: 23051600

Client Project: HEN-23Q2

Report Date: 21-Jun-23

SW-846 3005A, 6010B, METALS BY ICP (TOTAL)

Batch 206857		SampType: MS		Units mg/L						
SampID: 23051600-037CMS										
Analyses	Cert	RL	Qual	Result	Spike	SPK Ref Val	%REC	Low Limit	High Limit	Date Analyzed
Aluminum		0.0250		2.06	2.000	0	103.0	75	125	06/05/2023
Arsenic		0.0250		0.576	0.5000	0	115.2	75	125	06/05/2023
Barium		0.0025		2.21	2.000	0.05370	107.8	75	125	06/05/2023
Beryllium		0.0005		0.0548	0.0500	0	109.6	75	125	06/05/2023
Boron		0.0200		0.825	0.5000	0.2937	106.2	75	125	06/05/2023
Cadmium		0.0020		0.0558	0.0500	0	111.6	75	125	06/05/2023
Calcium		0.100	S	87.7	2.500	85.94	70.4	75	125	06/05/2023
Chromium		0.0050		0.217	0.2000	0	108.7	75	125	06/05/2023
Iron		0.0400		2.19	2.000	0.02510	108.2	75	125	06/05/2023
Lead		0.0150		0.542	0.5000	0	108.5	75	125	06/05/2023
Lithium		0.0050		0.579	0.5000	0.01080	113.7	75	125	06/15/2023
Magnesium		0.0500		33.8	2.500	31.65	86.8	75	125	06/05/2023
Manganese		0.0070		0.547	0.5000	0	109.4	75	125	06/05/2023
Molybdenum		0.0100		0.554	0.5000	0.02230	106.3	75	125	06/05/2023
Potassium		0.100		7.63	2.500	5.112	100.7	75	125	06/05/2023
Silicon	*	0.0500	BS	8.97	0.5000	8.193	156.0	75	125	06/09/2023
Sodium		0.0500		46.8	2.500	44.50	93.2	75	125	06/05/2023



Quality Control Results

<http://www.teklabinc.com/>

Client: Ramboll

Work Order: 23051600

Client Project: HEN-23Q2

Report Date: 21-Jun-23

SW-846 3005A, 6010B, METALS BY ICP (TOTAL)

Batch	206857	SampType:	MSD	Units	mg/L	RPD Limit: 20					Date
Analyses	Cert	RL	Qual	Result	Spike	SPK Ref Val	%REC	RPD Ref Val	%RPD	Analyzed	
Aluminum		0.0250		1.97	2.000	0	98.5	2.060	4.43	06/05/2023	
Arsenic		0.0250		0.562	0.5000	0	112.4	0.5760	2.46	06/05/2023	
Barium		0.0025		2.14	2.000	0.05370	104.3	2.210	3.22	06/05/2023	
Beryllium		0.0005		0.0529	0.0500	0	105.8	0.05480	3.53	06/05/2023	
Boron		0.0200		0.803	0.5000	0.2937	101.9	0.8249	2.69	06/05/2023	
Cadmium		0.0020		0.0536	0.0500	0	107.2	0.05580	4.02	06/05/2023	
Calcium		0.100	S	84.8	2.500	85.94	-46.0	87.70	3.37	06/05/2023	
Chromium		0.0050		0.210	0.2000	0	105.0	0.2173	3.37	06/05/2023	
Iron		0.0400		2.12	2.000	0.02510	104.7	2.190	3.25	06/05/2023	
Lead		0.0150		0.528	0.5000	0	105.6	0.5423	2.67	06/05/2023	
Lithium		0.0050		0.578	0.5000	0.01080	113.4	0.5972	3.30	06/15/2023	
Magnesium		0.0500	S	32.8	2.500	31.65	46.2	33.82	3.05	06/05/2023	
Manganese		0.0070		0.530	0.5000	0	106.1	0.5469	3.04	06/05/2023	
Molybdenum		0.0100		0.534	0.5000	0.02230	102.3	0.5540	3.75	06/05/2023	
Potassium		0.100		7.46	2.500	5.112	94.1	7.630	2.19	06/05/2023	
Silicon	*	0.0500	BS	9.03	0.5000	8.193	167.7	8.973	0.65	06/09/2023	
Sodium		0.0500	S	45.8	2.500	44.50	50.4	46.83	2.31	06/05/2023	



Quality Control Results

<http://www.teklabinc.com/>

Client: Ramboll

Work Order: 23051600

Client Project: HEN-23Q2

Report Date: 21-Jun-23

SW-846 3005A, 6010B, METALS BY ICP (TOTAL)

Analyses	Cert	RL	Qual	Result	Spike	SPK Ref Val	%REC	Low Limit	High Limit	Date Analyzed
Aluminum		0.0250		< 0.0250	0.0127	0	0	-100	100	06/06/2023
Aluminum		0.0250		< 0.0250	0.0127	0	0	-100	100	06/07/2023
Arsenic		0.0250		< 0.0250	0.0087	0	0	-100	100	06/06/2023
Arsenic		0.0250		< 0.0250	0.0087	0	0	-100	100	06/07/2023
Barium		0.0025		< 0.0025	0.0007	0	0	-100	100	06/07/2023
Barium		0.0025		< 0.0025	0.0007	0	0	-100	100	06/06/2023
Beryllium		0.0005		< 0.0005	0.0002	0	0	-100	100	06/07/2023
Beryllium		0.0005		< 0.0005	0.0002	0	0	-100	100	06/06/2023
Boron		0.0200		< 0.0200	0.0090	0	0	-100	100	06/07/2023
Boron		0.0200		< 0.0200	0.0090	0	0	-100	100	06/06/2023
Cadmium		0.0020		< 0.0020	0.0005	0	0	-100	100	06/07/2023
Cadmium		0.0020		< 0.0020	0.0005	0	0	-100	100	06/06/2023
Calcium		0.100		< 0.100	0.0350	0	0	-100	100	06/06/2023
Chromium		0.0050		< 0.0050	0.0028	0	0	-100	100	06/07/2023
Chromium		0.0050		< 0.0050	0.0028	0	0	-100	100	06/06/2023
Copper		0.0050		< 0.0050	0.0013	0	0	-100	100	06/07/2023
Copper		0.0050	J	0.0013	0.0013	0	100.0	-100	100	06/06/2023
Iron		0.0400		< 0.0400	0.0200	0	0	-100	100	06/06/2023
Iron		0.0400		< 0.0400	0.0200	0	0	-100	100	06/07/2023
Lead		0.0150		< 0.0150	0.0040	0	0	-100	100	06/06/2023
Lead		0.0150		< 0.0150	0.0040	0	0	-100	100	06/07/2023
Lithium	*	0.0050		< 0.0050	0.0019	0	0	-100	100	06/07/2023
Lithium	*	0.0050		< 0.0050	0.0019	0	0	-100	100	06/14/2023
Magnesium		0.0500		< 0.0500	0.0055	0	0	-100	100	06/07/2023
Magnesium		0.0500		< 0.0500	0.0055	0	0	-100	100	06/06/2023
Manganese		0.0070		< 0.0070	0.0025	0	0	-100	100	06/06/2023
Manganese		0.0070		< 0.0070	0.0025	0	0	-100	100	06/07/2023
Molybdenum		0.0100		< 0.0100	0.0037	0	0	-100	100	06/06/2023
Molybdenum		0.0100		< 0.0100	0.0037	0	0	-100	100	06/07/2023
Potassium		0.100		< 0.100	0.0400	0	0	-100	100	06/06/2023
Potassium		0.100		< 0.100	0.0400	0	0	-100	100	06/07/2023
Silicon	*	0.0500	JS	0.049	0.0122	0	404.1	-100	100	06/07/2023
Sodium		0.0500		< 0.0500	0.0180	0	0	-100	100	06/07/2023
Sodium		0.0500		< 0.0500	0.0180	0	0	-100	100	06/06/2023
Zinc		0.0100		< 0.0100	0.0050	0	0	-100	100	06/07/2023
Zinc		0.0100		< 0.0100	0.0050	0	0	-100	100	06/06/2023



Quality Control Results

<http://www.teklabinc.com/>

Client: Ramboll

Work Order: 23051600

Client Project: HEN-23Q2

Report Date: 21-Jun-23

SW-846 3005A, 6010B, METALS BY ICP (TOTAL)

Batch 206885 SampType: MBLK Units mg/L

SampID: MBLK-206885

Analyses	Cert	RL	Qual	Result	Spike	SPK Ref Val	%REC	Low Limit	High Limit	Date Analyzed
----------	------	----	------	--------	-------	-------------	------	-----------	------------	---------------



Quality Control Results

<http://www.teklabinc.com/>

Client: Ramboll

Work Order: 23051600

Client Project: HEN-23Q2

Report Date: 21-Jun-23

SW-846 3005A, 6010B, METALS BY ICP (TOTAL)

Analyses	Cert	RL	Qual	Result	Spike	SPK Ref Val	%REC	Low Limit	High Limit	Date Analyzed
Aluminum		0.0250		1.88	2.000	0	94.1	85	115	06/07/2023
Aluminum		0.0250		1.90	2.000	0	95.0	85	115	06/06/2023
Arsenic		0.0250		0.529	0.5000	0	105.7	85	115	06/06/2023
Arsenic		0.0250		0.511	0.5000	0	102.2	85	115	06/07/2023
Barium		0.0025		1.98	2.000	0	99.2	85	115	06/06/2023
Barium		0.0025		1.97	2.000	0	98.4	85	115	06/07/2023
Beryllium		0.0005		0.0512	0.0500	0	102.4	85	115	06/06/2023
Beryllium		0.0005		0.0489	0.0500	0	97.8	85	115	06/07/2023
Boron		0.0200		0.505	0.5000	0	101.0	85	115	06/06/2023
Boron		0.0200		0.488	0.5000	0	97.6	85	115	06/07/2023
Cadmium		0.0020		0.0550	0.0500	0	110.0	85	115	06/06/2023
Cadmium		0.0020		0.0490	0.0500	0	98.0	85	115	06/07/2023
Calcium		0.100		2.60	2.500	0	104.1	85	115	06/06/2023
Chromium		0.0050		0.205	0.2000	0	102.4	85	115	06/06/2023
Chromium		0.0050		0.197	0.2000	0	98.5	85	115	06/07/2023
Copper		0.0050		0.246	0.2500	0	98.4	85	115	06/06/2023
Copper		0.0050		0.248	0.2500	0	99.2	85	115	06/07/2023
Iron		0.0400		2.06	2.000	0	103.0	85	115	06/06/2023
Iron		0.0400		1.96	2.000	0	98.1	85	115	06/07/2023
Lead		0.0150		0.490	0.5000	0	98.0	85	115	06/07/2023
Lead		0.0150		0.518	0.5000	0	103.7	85	115	06/06/2023
Lithium	*	0.0050		0.513	0.5000	0	102.6	85	115	06/07/2023
Lithium	*	0.0050	S	0.613	0.5000	0	122.6	85	115	06/14/2023
Lithium	*	0.0050		0.568	0.5000	0	113.5	85	115	06/15/2023
Magnesium		0.0500		2.47	2.500	0	98.7	85	115	06/06/2023
Magnesium		0.0500		2.45	2.500	0	98.1	85	115	06/07/2023
Manganese		0.0070		0.498	0.5000	0	99.6	85	115	06/07/2023
Manganese		0.0070		0.512	0.5000	0	102.3	85	115	06/06/2023
Molybdenum		0.0100		0.492	0.5000	0	98.3	85	115	06/06/2023
Molybdenum		0.0100		0.475	0.5000	0	95.0	85	115	06/07/2023
Potassium		0.100		2.50	2.500	0	100.1	85	115	06/06/2023
Potassium		0.100		2.75	2.500	0	109.9	85	115	06/07/2023
Silicon	*	0.0500	B	0.557	0.5000	0	111.5	85	115	06/07/2023
Sodium		0.0500		2.49	2.500	0	99.6	85	115	06/06/2023
Sodium		0.0500		2.51	2.500	0	100.5	85	115	06/07/2023
Zinc		0.0100		0.492	0.5000	0	98.3	85	115	06/07/2023



Quality Control Results

<http://www.teklabinc.com/>

Client: Ramboll

Work Order: 23051600

Client Project: HEN-23Q2

Report Date: 21-Jun-23

SW-846 3005A, 6010B, METALS BY ICP (TOTAL)

Batch 206885 SampType: LCS Units mg/L

SampID: LCS-206885

Analyses	Cert	RL	Qual	Result	Spike	SPK Ref Val	%REC	Low Limit	High Limit	Date Analyzed
Zinc		0.0100		0.506	0.5000	0	101.2	85	115	06/06/2023

Batch 206885 SampType: MS Units mg/L

SampID: 23051600-029CMS

Analyses	Cert	RL	Qual	Result	Spike	SPK Ref Val	%REC	Low Limit	High Limit	Date Analyzed
Aluminum		0.0250		2.03	2.000	0	101.5	75	125	06/06/2023
Arsenic		0.0250		0.553	0.5000	0	110.6	75	125	06/06/2023
Barium		0.0025		2.14	2.000	0.03980	105.0	75	125	06/06/2023
Boron		0.0200		2.51	0.5000	1.928	116.2	75	125	06/06/2023
Cadmium		0.0020		0.0532	0.0500	0	106.4	75	125	06/06/2023
Calcium		0.100	S	71.0	2.500	65.93	201.2	75	125	06/06/2023
Chromium		0.0050		0.208	0.2000	0	104.2	75	125	06/06/2023
Copper		0.0050		0.262	0.2500	0.002000	104.2	75	125	06/06/2023
Iron		0.0400		2.08	2.000	0	104.0	75	125	06/06/2023
Lead		0.0150		0.522	0.5000	0	104.5	75	125	06/06/2023
Magnesium		0.0500	S	31.9	2.500	28.49	138.1	75	125	06/06/2023
Molybdenum		0.0100		0.565	0.5000	0.04800	103.4	75	125	06/06/2023
Potassium		0.100		9.25	2.500	6.688	102.6	75	125	06/06/2023
Sodium		0.0500	S	47.4	2.500	43.95	137.2	75	125	06/06/2023
Zinc		0.0100		0.530	0.5000	0	106.1	75	125	06/06/2023



Quality Control Results

<http://www.teklabinc.com/>

Client: Ramboll

Work Order: 23051600

Client Project: HEN-23Q2

Report Date: 21-Jun-23

SW-846 3005A, 6010B, METALS BY ICP (TOTAL)

Batch	206885	SampType:	MSD	Units mg/L				RPD Limit: 20			Date
Analyses	Cert	RL	Qual	Result	Spike	SPK Ref Val	%REC	RPD Ref Val	%RPD	Analyzed	
Aluminum		0.0250		2.03	2.000	0	101.5	2.030	0.00	06/06/2023	
Arsenic		0.0250		0.561	0.5000	0	112.3	0.5532	1.47	06/06/2023	
Barium		0.0025		2.14	2.000	0.03980	105.0	2.140	0.00	06/06/2023	
Boron		0.0200		2.52	0.5000	1.928	119.3	2.510	0.60	06/06/2023	
Cadmium		0.0020		0.0534	0.0500	0	106.8	0.05320	0.38	06/06/2023	
Calcium		0.100	S	71.6	2.500	65.93	225.2	70.96	0.84	06/06/2023	
Chromium		0.0050		0.208	0.2000	0	104.2	0.2083	0.00	06/06/2023	
Copper		0.0050		0.261	0.2500	0.002000	103.7	0.2625	0.46	06/06/2023	
Iron		0.0400		2.08	2.000	0	104.0	2.080	0.00	06/06/2023	
Lead		0.0150		0.525	0.5000	0	105.0	0.5223	0.50	06/06/2023	
Magnesium		0.0500	S	32.1	2.500	28.49	145.7	31.94	0.59	06/06/2023	
Molybdenum		0.0100		0.565	0.5000	0.04800	103.3	0.5649	0.05	06/06/2023	
Potassium		0.100		9.26	2.500	6.688	103.0	9.252	0.13	06/06/2023	
Sodium		0.0500	S	47.5	2.500	43.95	140.8	47.38	0.19	06/06/2023	
Zinc		0.0100		0.530	0.5000	0	106.0	0.5304	0.04	06/06/2023	



Quality Control Results

<http://www.teklabinc.com/>

Client: Ramboll

Work Order: 23051600

Client Project: HEN-23Q2

Report Date: 21-Jun-23

SW-846 3005A, 6010B, METALS BY ICP (TOTAL)

Analyses	Cert	RL	Qual	Result	Spike	SPK Ref Val	%REC	Low Limit	High Limit	Date Analyzed
Aluminum		0.0250		< 0.0250	0.0127	0	0	-100	100	06/14/2023
Aluminum		0.0250		< 0.0250	0.0127	0	0	-100	100	06/13/2023
Arsenic		0.0250		< 0.0250	0.0087	0	0	-100	100	06/14/2023
Arsenic		0.0250		< 0.0250	0.0087	0	0	-100	100	06/13/2023
Barium		0.0025		< 0.0025	0.0007	0	0	-100	100	06/13/2023
Barium		0.0025		< 0.0025	0.0007	0	0	-100	100	06/14/2023
Beryllium		0.0005		< 0.0005	0.0002	0	0	-100	100	06/14/2023
Beryllium		0.0005		< 0.0005	0.0002	0	0	-100	100	06/13/2023
Boron		0.0200		< 0.0200	0.0090	0	0	-100	100	06/14/2023
Boron		0.0200		< 0.0200	0.0090	0	0	-100	100	06/13/2023
Cadmium		0.0020		< 0.0020	0.0005	0	0	-100	100	06/13/2023
Cadmium		0.0020		< 0.0020	0.0005	0	0	-100	100	06/14/2023
Calcium		0.100		< 0.100	0.0350	0	0	-100	100	06/13/2023
Calcium		0.100		< 0.100	0.0350	0	0	-100	100	06/14/2023
Chromium		0.0050		< 0.0050	0.0028	0	0	-100	100	06/13/2023
Chromium		0.0050		< 0.0050	0.0028	0	0	-100	100	06/14/2023
Copper		0.0050		< 0.0050	0.0013	0	0	-100	100	06/14/2023
Copper		0.0050		< 0.0050	0.0013	0	0	-100	100	06/13/2023
Iron		0.0400		< 0.0400	0.0200	0	0	-100	100	06/14/2023
Iron		0.0400		< 0.0400	0.0200	0	0	-100	100	06/13/2023
Lead		0.0150		< 0.0150	0.0040	0	0	-100	100	06/14/2023
Lead		0.0150		< 0.0150	0.0014	0	0	-100	100	06/13/2023
Lithium	*	0.0050	S	0.0864	0.0019	0	4547	-100	100	06/16/2023
Magnesium		0.0500		< 0.0500	0.0055	0	0	-100	100	06/13/2023
Magnesium		0.0500		< 0.0500	0.0055	0	0	-100	100	06/14/2023
Manganese		0.0070		< 0.0070	0.0025	0	0	-100	100	06/14/2023
Manganese		0.0070		< 0.0070	0.0025	0	0	-100	100	06/13/2023
Molybdenum		0.0100		< 0.0100	0.0037	0	0	-100	100	06/13/2023
Molybdenum		0.0100		< 0.0100	0.0037	0	0	-100	100	06/14/2023
Potassium		0.100		< 0.100	0.0400	0	0	-100	100	06/13/2023
Potassium		0.100		< 0.100	0.0400	0	0	-100	100	06/14/2023
Silicon	*	0.0500		< 0.0500	0.0122	0	0	-100	100	06/14/2023
Sodium		0.0500		< 0.0500	0.0180	0	0	-100	100	06/14/2023
Sodium		0.0500		< 0.0500	0.0180	0	0	-100	100	06/13/2023
Zinc		0.0100		< 0.0100	0.0050	0	0	-100	100	06/13/2023
Zinc		0.0100		< 0.0100	0.0050	0	0	-100	100	06/14/2023



Quality Control Results

<http://www.teklabinc.com/>

Client: Ramboll

Work Order: 23051600

Client Project: HEN-23Q2

Report Date: 21-Jun-23

SW-846 3005A, 6010B, METALS BY ICP (TOTAL)

Batch 207204 SampType: MBLK Units mg/L

SampID: MBLK-207204

Analyses	Cert	RL	Qual	Result	Spike	SPK Ref Val	%REC	Low Limit	High Limit	Date Analyzed
----------	------	----	------	--------	-------	-------------	------	-----------	------------	---------------



Quality Control Results

<http://www.teklabinc.com/>

Client: Ramboll

Work Order: 23051600

Client Project: HEN-23Q2

Report Date: 21-Jun-23

SW-846 3005A, 6010B, METALS BY ICP (TOTAL)

Analyses	Cert	RL	Qual	Result	Spike	SPK Ref Val	%REC	Low Limit	High Limit	Date Analyzed
Aluminum		0.0250		1.96	2.000	0	98.1	85	115	06/13/2023
Aluminum		0.0250		1.92	2.000	0	96.1	85	115	06/14/2023
Arsenic		0.0250		0.521	0.5000	0	104.2	85	115	06/13/2023
Arsenic		0.0250		0.516	0.5000	0	103.1	85	115	06/14/2023
Barium		0.0025		2.10	2.000	0	105.0	85	115	06/13/2023
Barium		0.0025		1.95	2.000	0	97.3	85	115	06/14/2023
Beryllium		0.0005		0.0512	0.0500	0	102.4	85	115	06/13/2023
Beryllium		0.0005		0.0494	0.0500	0	98.8	85	115	06/14/2023
Boron		0.0200		0.517	0.5000	0	103.5	85	115	06/13/2023
Boron		0.0200		0.495	0.5000	0	99.0	85	115	06/14/2023
Cadmium		0.0020		0.0520	0.0500	0	104.0	85	115	06/13/2023
Cadmium		0.0020		0.0501	0.0500	0	100.2	85	115	06/14/2023
Calcium		0.100		2.59	2.500	0	103.6	85	115	06/14/2023
Calcium		0.100		2.67	2.500	0	106.7	85	115	06/13/2023
Chromium		0.0050		0.207	0.2000	0	103.7	85	115	06/13/2023
Chromium		0.0050		0.197	0.2000	0	98.7	85	115	06/14/2023
Copper		0.0050		0.254	0.2500	0	101.6	85	115	06/14/2023
Copper		0.0050		0.256	0.2500	0	102.6	85	115	06/13/2023
Iron		0.0400		2.15	2.000	0	107.5	85	115	06/13/2023
Iron		0.0400		1.97	2.000	0	98.6	85	115	06/14/2023
Lead		0.0150		0.515	0.5000	0	103.1	85	115	06/13/2023
Lead		0.0150		0.494	0.5000	0	98.8	85	115	06/14/2023
Lithium	*	0.0050	B	0.544	0.5000	0	108.8	85	115	06/16/2023
Magnesium		0.0500		2.42	2.500	0	96.9	85	115	06/13/2023
Magnesium		0.0500		2.45	2.500	0	97.8	85	115	06/14/2023
Manganese		0.0070		0.494	0.5000	0	98.8	85	115	06/14/2023
Manganese		0.0070		0.529	0.5000	0	105.8	85	115	06/13/2023
Molybdenum		0.0100		0.481	0.5000	0	96.3	85	115	06/14/2023
Molybdenum		0.0100		0.504	0.5000	0	100.8	85	115	06/13/2023
Potassium		0.100		2.60	2.500	0	104.0	85	115	06/13/2023
Potassium		0.100		2.43	2.500	0	97.3	85	115	06/14/2023
Silicon	*	0.0500		0.501	0.5000	0	100.3	85	115	06/14/2023
Sodium		0.0500		2.45	2.500	0	98.1	85	115	06/13/2023
Sodium		0.0500		2.41	2.500	0	96.5	85	115	06/14/2023
Zinc		0.0100		0.498	0.5000	0	99.6	85	115	06/14/2023
Zinc		0.0100		0.507	0.5000	0	101.4	85	115	06/13/2023



Quality Control Results

<http://www.teklabinc.com/>

Client: Ramboll

Work Order: 23051600

Client Project: HEN-23Q2

Report Date: 21-Jun-23

SW-846 3005A, 6010B, METALS BY ICP (TOTAL)

Batch 207204 SampType: LCS Units mg/L
SampID: LCS-207204

Analyses	Cert	RL	Qual	Result	Spike	SPK Ref Val	%REC	Low Limit	High Limit	Date Analyzed
----------	------	----	------	--------	-------	-------------	------	-----------	------------	---------------

SW-846 3005A, 6020A, METALS BY ICPMS (DISSOLVED)

Batch 206871 SampType: MBLK Units mg/L
SampID: MBLK-206871

Analyses	Cert	RL	Qual	Result	Spike	SPK Ref Val	%REC	Low Limit	High Limit	Date Analyzed
Antimony		0.0010		< 0.0010	0.0004	0	0	-100	100	06/05/2023
Cobalt		0.0010		< 0.0010	0.0001	0	0	-100	100	06/05/2023
Selenium		0.0010		< 0.0010	0.0006	0	0	-100	100	06/05/2023
Thallium		0.0020		< 0.0020	0.0010	0	0	-100	100	06/05/2023
Vanadium		0.0050		< 0.0050	0.0028	0	0	-100	100	06/05/2023

Batch 206871 SampType: LCS Units mg/L
SampID: LCS-206871

Analyses	Cert	RL	Qual	Result	Spike	SPK Ref Val	%REC	Low Limit	High Limit	Date Analyzed
Antimony		0.0010		0.447	0.5000	0	89.5	80	120	06/05/2023
Cobalt		0.0010		0.461	0.5000	0	92.3	80	120	06/05/2023
Selenium		0.0010		0.451	0.5000	0	90.2	80	120	06/05/2023
Thallium		0.0020		0.218	0.2500	0	87.2	80	120	06/05/2023
Vanadium		0.0050		0.456	0.5000	0	91.2	80	120	06/05/2023

Batch 206871 SampType: MS Units mg/L
SampID: 23051600-003DMS

Analyses	Cert	RL	Qual	Result	Spike	SPK Ref Val	%REC	Low Limit	High Limit	Date Analyzed
Selenium		0.0010		0.473	0.5000	0.002202	94.2	75	125	06/05/2023
Vanadium		0.0050		0.456	0.5000	0	91.1	75	125	06/05/2023

Batch 206871 SampType: MSD Units mg/L
SampID: 23051600-003DMSD

RPD Limit: 20

Analyses	Cert	RL	Qual	Result	Spike	SPK Ref Val	%REC	RPD Ref Val	%RPD	Date Analyzed
Selenium		0.0010		0.456	0.5000	0.002202	90.8	0.4734	3.68	06/05/2023
Vanadium		0.0050		0.451	0.5000	0	90.1	0.4557	1.12	06/05/2023



Quality Control Results

<http://www.teklabinc.com/>

Client: Ramboll
 Client Project: HEN-23Q2

Work Order: 23051600
 Report Date: 21-Jun-23

SW-846 3005A, 6020A, METALS BY ICPMS (DISSOLVED)

Batch 206871		SampType: MS		Units mg/L						
SampID: 23051600-008EMS										
Analyses	Cert	RL	Qual	Result	Spike	SPK Ref Val	%REC	Low Limit	High Limit	Date Analyzed
Antimony		0.0010		0.449	0.5000	0	89.8	75	125	06/05/2023
Cobalt		0.0010		0.435	0.5000	0.0006618	87.0	75	125	06/05/2023
Selenium		0.0010		0.459	0.5000	0.001402	91.5	75	125	06/05/2023
Thallium		0.0020		0.219	0.2500	0	87.6	75	125	06/05/2023
Vanadium		0.0050		0.446	0.5000	0	89.1	75	125	06/05/2023

Batch 206871		SampType: MSD		Units mg/L							RPD Limit: 20
SampID: 23051600-008EMSD											
Analyses	Cert	RL	Qual	Result	Spike	SPK Ref Val	%REC	RPD Ref Val	%RPD	Date Analyzed	
Antimony		0.0010		0.453	0.5000	0	90.6	0.4491	0.89	06/05/2023	
Cobalt		0.0010		0.423	0.5000	0.0006618	84.5	0.4354	2.89	06/05/2023	
Selenium		0.0010		0.442	0.5000	0.001402	88.0	0.4590	3.85	06/05/2023	
Thallium		0.0020		0.215	0.2500	0	86.2	0.2190	1.63	06/05/2023	
Vanadium		0.0050		0.431	0.5000	0	86.2	0.4457	3.38	06/05/2023	

Batch 206873		SampType: MBLK		Units mg/L						
SampID: MBLK-206873										
Analyses	Cert	RL	Qual	Result	Spike	SPK Ref Val	%REC	Low Limit	High Limit	Date Analyzed
Antimony		0.0010		< 0.0010	0.0004	0	0	-100	100	06/05/2023
Cobalt		0.0010		< 0.0010	0.0001	0	0	-100	100	06/05/2023
Selenium		0.0010		< 0.0010	0.0006	0	0	-100	100	06/05/2023
Thallium		0.0020		< 0.0020	0.0010	0	0	-100	100	06/05/2023
Vanadium		0.0050		< 0.0050	0.0028	0	0	-100	100	06/05/2023

Batch 206873		SampType: LCS		Units mg/L						
SampID: LCS-206873										
Analyses	Cert	RL	Qual	Result	Spike	SPK Ref Val	%REC	Low Limit	High Limit	Date Analyzed
Antimony		0.0010		0.447	0.5000	0	89.4	80	120	06/05/2023
Cobalt		0.0010		0.463	0.5000	0	92.6	80	120	06/05/2023
Selenium		0.0010		0.442	0.5000	0	88.4	80	120	06/05/2023
Thallium		0.0020		0.220	0.2500	0	87.9	80	120	06/05/2023
Vanadium		0.0050		0.450	0.5000	0	89.9	80	120	06/05/2023



Quality Control Results

<http://www.teklabinc.com/>

Client: Ramboll

Work Order: 23051600

Client Project: HEN-23Q2

Report Date: 21-Jun-23

SW-846 3005A, 6020A, METALS BY ICPMS (DISSOLVED)

Batch 206873		SampType: MS		Units mg/L						
SampID: 23051600-044EMS										
Analyses	Cert	RL	Qual	Result	Spike	SPK Ref Val	%REC	Low Limit	High Limit	Date Analyzed
Antimony		0.0010		0.905	1.000	0	90.5	75	125	06/05/2023
Cobalt		0.0010		0.812	1.000	0	81.2	75	125	06/05/2023
Selenium		0.0010		0.807	1.000	0	80.7	75	125	06/05/2023
Thallium		0.0020		0.406	0.5000	0	81.2	75	125	06/05/2023
Vanadium		0.0050		0.813	1.000	0	81.3	75	125	06/05/2023

Batch 206873		SampType: MSD		Units mg/L							RPD Limit: 20
SampID: 23051600-044EMSD											
Analyses	Cert	RL	Qual	Result	Spike	SPK Ref Val	%REC	RPD Ref Val	%RPD	Date Analyzed	
Antimony		0.0010		0.922	1.000	0	92.2	0.9050	1.85	06/05/2023	
Cobalt		0.0010		0.814	1.000	0	81.4	0.8117	0.24	06/05/2023	
Selenium		0.0010		0.790	1.000	0	79.0	0.8065	2.08	06/05/2023	
Thallium		0.0020		0.403	0.5000	0	80.6	0.4060	0.74	06/05/2023	
Vanadium		0.0050		0.814	1.000	0	81.4	0.8126	0.16	06/05/2023	

Batch 206891		SampType: MBLK		Units mg/L						
SampID: MBLK-206891										
Analyses	Cert	RL	Qual	Result	Spike	SPK Ref Val	%REC	Low Limit	High Limit	Date Analyzed
Antimony		0.0010		< 0.0010	0.0004	0	0	-100	100	06/06/2023
Cobalt		0.0010		< 0.0010	0.0001	0	0	-100	100	06/06/2023
Selenium		0.0010		< 0.0010	0.0006	0	0	-100	100	06/06/2023
Thallium		0.0020		< 0.0020	0.0010	0	0	-100	100	06/07/2023
Vanadium		0.0050		< 0.0050	0.0028	0	0	-100	100	06/06/2023

Batch 206891		SampType: LCS		Units mg/L						
SampID: LCS-206891										
Analyses	Cert	RL	Qual	Result	Spike	SPK Ref Val	%REC	Low Limit	High Limit	Date Analyzed
Antimony		0.0010		0.433	0.5000	0	86.5	80	120	06/06/2023
Cobalt		0.0010		0.449	0.5000	0	89.8	80	120	06/06/2023
Selenium		0.0010		0.447	0.5000	0	89.4	80	120	06/06/2023
Thallium		0.0020		0.211	0.2500	0	84.5	80	120	06/07/2023
Vanadium		0.0050		0.434	0.5000	0	86.8	80	120	06/06/2023



Quality Control Results

<http://www.teklabinc.com/>

Client: Ramboll

Work Order: 23051600

Client Project: HEN-23Q2

Report Date: 21-Jun-23

SW-846 3005A, 6020A, METALS BY ICPMS (TOTAL)

Batch 206856 SampType: MBLK Units mg/L

SampID: MBLK-206856

Analyses	Cert	RL	Qual	Result	Spike	SPK Ref Val	%REC	Low Limit	High Limit	Date Analyzed
Antimony		0.0010		< 0.0010	0.0004	0	0	-100	100	06/05/2023
Cobalt		0.0010		< 0.0010	0.0001	0	0	-100	100	06/05/2023
Selenium		0.0010		< 0.0010	0.0006	0	0	-100	100	06/05/2023
Thallium		0.0020		< 0.0020	0.0010	0	0	-100	100	06/05/2023
Vanadium		0.0050		< 0.0050	0.0028	0	0	-100	100	06/05/2023

Batch 206856 SampType: LCS Units mg/L

SampID: LCS-206856

Analyses	Cert	RL	Qual	Result	Spike	SPK Ref Val	%REC	Low Limit	High Limit	Date Analyzed
Antimony		0.0010		0.493	0.5000	0	98.5	80	120	06/05/2023
Cobalt		0.0010		0.469	0.5000	0	93.8	80	120	06/05/2023
Selenium		0.0010		0.494	0.5000	0	98.8	80	120	06/05/2023
Thallium		0.0020		0.229	0.2500	0	91.6	80	120	06/05/2023
Vanadium		0.0050		0.468	0.5000	0	93.6	80	120	06/05/2023

Batch 206856 SampType: MS Units mg/L

SampID: 23051600-007DMS

Analyses	Cert	RL	Qual	Result	Spike	SPK Ref Val	%REC	Low Limit	High Limit	Date Analyzed
Antimony		0.0010		0.497	0.5000	0	99.5	75	125	06/05/2023
Cobalt		0.0010		0.461	0.5000	0.004599	91.2	75	125	06/05/2023
Selenium		0.0010		0.491	0.5000	0	98.1	75	125	06/05/2023
Thallium		0.0020		0.237	0.2500	0	94.7	75	125	06/05/2023
Vanadium		0.0050		0.475	0.5000	0	95.0	75	125	06/05/2023

Batch 206856 SampType: MSD Units mg/L

RPD Limit: 20

SampID: 23051600-007DMSD

Analyses	Cert	RL	Qual	Result	Spike	SPK Ref Val	%REC	RPD Ref Val	%RPD	Date Analyzed
Antimony		0.0010		0.489	0.5000	0	97.8	0.4974	1.66	06/05/2023
Cobalt		0.0010		0.461	0.5000	0.004599	91.3	0.4607	0.07	06/05/2023
Selenium		0.0010		0.503	0.5000	0	100.5	0.4905	2.45	06/05/2023
Thallium		0.0020		0.235	0.2500	0	94.1	0.2368	0.69	06/05/2023
Vanadium		0.0050		0.472	0.5000	0	94.4	0.4752	0.64	06/05/2023



Quality Control Results

<http://www.teklabinc.com/>

Client: Ramboll

Work Order: 23051600

Client Project: HEN-23Q2

Report Date: 21-Jun-23

SW-846 3005A, 6020A, METALS BY ICPMS (TOTAL)

Batch 206856 SampType: MS Units mg/L

SampID: 23051600-024CMS

Analyses	Cert	RL	Qual	Result	Spike	SPK Ref Val	%REC	Low Limit	High Limit	Date Analyzed
Antimony		0.0010		0.491	0.5000	0	98.2	75	125	06/05/2023
Cobalt		0.0010		0.479	0.5000	0.001809	95.4	75	125	06/05/2023
Selenium		0.0010		0.522	0.5000	0	104.5	75	125	06/05/2023
Thallium		0.0020		0.240	0.2500	0	95.9	75	125	06/05/2023

Batch 206856 SampType: MSD Units mg/L

SampID: 23051600-024CMSD

RPD Limit: 20

Analyses	Cert	RL	Qual	Result	Spike	SPK Ref Val	%REC	RPD Ref Val	%RPD	Date Analyzed
Antimony		0.0010		0.503	0.5000	0	100.5	0.4909	2.36	06/05/2023
Cobalt		0.0010		0.492	0.5000	0.001809	98.1	0.4789	2.74	06/05/2023
Selenium		0.0010		0.542	0.5000	0	108.5	0.5223	3.75	06/05/2023
Thallium		0.0020		0.251	0.2500	0	100.5	0.2397	4.75	06/05/2023

Batch 206857 SampType: MBLK Units mg/L

SampID: MBLK-206857

Analyses	Cert	RL	Qual	Result	Spike	SPK Ref Val	%REC	Low Limit	High Limit	Date Analyzed
Antimony		0.0010		< 0.0010	0.0004	0	0	-100	100	06/05/2023
Cobalt		0.0010		< 0.0010	0.0001	0	0	-100	100	06/05/2023
Selenium		0.0010		< 0.0010	0.0006	0	0	-100	100	06/05/2023
Thallium		0.0020		< 0.0020	0.0010	0	0	-100	100	06/05/2023
Vanadium		0.0050		< 0.0050	0.0028	0	0	-100	100	06/05/2023

Batch 206857 SampType: LCS Units mg/L

SampID: LCS-206857

Analyses	Cert	RL	Qual	Result	Spike	SPK Ref Val	%REC	Low Limit	High Limit	Date Analyzed
Antimony		0.0010		0.512	0.5000	0	102.4	80	120	06/05/2023
Cobalt		0.0010		0.473	0.5000	0	94.7	80	120	06/05/2023
Selenium		0.0010		0.482	0.5000	0	96.4	80	120	06/05/2023
Thallium		0.0020		0.235	0.2500	0	94.2	80	120	06/05/2023
Vanadium		0.0050		0.471	0.5000	0	94.2	80	120	06/05/2023



Quality Control Results

<http://www.teklabinc.com/>

Client: Ramboll

Work Order: 23051600

Client Project: HEN-23Q2

Report Date: 21-Jun-23

SW-846 3005A, 6020A, METALS BY ICPMS (TOTAL)

Batch 206857		SampType: MS		Units mg/L						
SampID: 23051600-032CMS										
Analyses	Cert	RL	Qual	Result	Spike	SPK Ref Val	%REC	Low Limit	High Limit	Date Analyzed
Antimony		0.0010		0.505	0.5000	0.0008773	100.8	75	125	06/05/2023
Cobalt		0.0010		0.462	0.5000	0.0005179	92.3	75	125	06/05/2023
Selenium		0.0010		0.505	0.5000	0.001397	100.7	75	125	06/05/2023
Thallium		0.0020		0.238	0.2500	0	95.2	75	125	06/05/2023

Batch 206857		SampType: MSD		Units mg/L							RPD Limit: 20
SampID: 23051600-032CMSD											
Analyses	Cert	RL	Qual	Result	Spike	SPK Ref Val	%REC	RPD Ref Val	%RPD	Date Analyzed	
Antimony		0.0010		0.513	0.5000	0.0008773	102.4	0.5047	1.60	06/05/2023	
Cobalt		0.0010		0.466	0.5000	0.0005179	93.1	0.4621	0.85	06/05/2023	
Selenium		0.0010		0.516	0.5000	0.001397	103.0	0.5048	2.29	06/05/2023	
Thallium		0.0020		0.242	0.2500	0	96.9	0.2379	1.80	06/05/2023	

Batch 206857		SampType: MS		Units mg/L						
SampID: 23051600-037CMS										
Analyses	Cert	RL	Qual	Result	Spike	SPK Ref Val	%REC	Low Limit	High Limit	Date Analyzed
Antimony		0.0010		0.514	0.5000	0	102.9	75	125	06/05/2023
Cobalt		0.0010		0.469	0.5000	0.0001901	93.8	75	125	06/05/2023
Selenium		0.0010		0.505	0.5000	0.001439	100.8	75	125	06/05/2023
Thallium		0.0020		0.243	0.2500	0	97.0	75	125	06/05/2023

Batch 206857		SampType: MSD		Units mg/L							RPD Limit: 20
SampID: 23051600-037CMSD											
Analyses	Cert	RL	Qual	Result	Spike	SPK Ref Val	%REC	RPD Ref Val	%RPD	Date Analyzed	
Antimony		0.0010		0.504	0.5000	0	100.8	0.5144	2.00	06/05/2023	
Cobalt		0.0010		0.454	0.5000	0.0001901	90.7	0.4694	3.43	06/05/2023	
Selenium		0.0010		0.478	0.5000	0.001439	95.4	0.5054	5.52	06/05/2023	
Thallium		0.0020		0.237	0.2500	0	94.7	0.2426	2.43	06/05/2023	



Quality Control Results

<http://www.teklabinc.com/>

Client: Ramboll

Work Order: 23051600

Client Project: HEN-23Q2

Report Date: 21-Jun-23

SW-846 3005A, 6020A, METALS BY ICPMS (TOTAL)

Batch 206885 SampType: MBLK Units mg/L

SampID: MBLK-206885

Analyses	Cert	RL	Qual	Result	Spike	SPK Ref Val	%REC	Low Limit	High Limit	Date Analyzed
Antimony		0.0010		< 0.0010	0.0004	0	0	-100	100	06/06/2023
Cobalt		0.0010		< 0.0010	0.0001	0	0	-100	100	06/06/2023
Selenium		0.0010		< 0.0010	0.0006	0	0	-100	100	06/06/2023
Thallium		0.0020		< 0.0020	0.0010	0	0	-100	100	06/07/2023
Vanadium		0.0050		< 0.0050	0.0028	0	0	-100	100	06/06/2023

Batch 206885 SampType: LCS Units mg/L

SampID: LCS-206885

Analyses	Cert	RL	Qual	Result	Spike	SPK Ref Val	%REC	Low Limit	High Limit	Date Analyzed
Antimony		0.0010		0.525	0.5000	0	104.9	80	120	06/06/2023
Cobalt		0.0010		0.512	0.5000	0	102.5	80	120	06/06/2023
Selenium		0.0010		0.547	0.5000	0	109.3	80	120	06/06/2023
Thallium		0.0020		0.232	0.2500	0	92.6	80	120	06/07/2023
Vanadium		0.0050		0.503	0.5000	0	100.7	80	120	06/06/2023

Batch 206885 SampType: MS Units mg/L

SampID: 23051600-029CMS

Analyses	Cert	RL	Qual	Result	Spike	SPK Ref Val	%REC	Low Limit	High Limit	Date Analyzed
Selenium		0.0010		0.538	0.5000	0.003991	106.9	75	125	06/06/2023
Vanadium		0.0050		0.494	0.5000	0.005282	97.7	75	125	06/06/2023

Batch 206885 SampType: MSD Units mg/L

SampID: 23051600-029CMSD

RPD Limit: 20

Analyses	Cert	RL	Qual	Result	Spike	SPK Ref Val	%REC	RPD Ref Val	%RPD	Date Analyzed
Selenium		0.0010		0.499	0.5000	0.003991	99.0	0.5384	7.56	06/06/2023
Vanadium		0.0050		0.466	0.5000	0.005282	92.1	0.4935	5.84	06/06/2023

SW-846 7470A (DISSOLVED)

Batch 206867 SampType: MS Units mg/L

SampID: 23051600-003DMS

Analyses	Cert	RL	Qual	Result	Spike	SPK Ref Val	%REC	Low Limit	High Limit	Date Analyzed
Mercury		0.00020		0.00497	0.0050	0	99.4	75	125	06/05/2023



Quality Control Results

<http://www.teklabinc.com/>

Client: Ramboll

Work Order: 23051600

Client Project: HEN-23Q2

Report Date: 21-Jun-23

SW-846 7470A (DISSOLVED)

Batch 206867		SampType: MSD		Units mg/L				RPD Limit: 15			
SampID: 23051600-003DMSD											
Analyses	Cert	RL	Qual	Result	Spike	SPK Ref Val	%REC	RPD Ref Val	%RPD	Date Analyzed	
Mercury		0.00020		0.00493	0.0050	0	98.5	0.004970	0.89	06/05/2023	

Batch 206893		SampType: MS		Units mg/L							
SampID: 23051600-029DMS											
Analyses	Cert	RL	Qual	Result	Spike	SPK Ref Val	%REC	Low Limit	High Limit	Date Analyzed	
Mercury		0.00020		0.00513	0.0050	0	102.6	75	125	06/05/2023	

Batch 206893		SampType: MSD		Units mg/L				RPD Limit: 15			
SampID: 23051600-029DMSD											
Analyses	Cert	RL	Qual	Result	Spike	SPK Ref Val	%REC	RPD Ref Val	%RPD	Date Analyzed	
Mercury		0.00020		0.00523	0.0050	0	104.5	0.005132	1.85	06/05/2023	

SW-846 7470A (TOTAL)

Batch 206867		SampType: MBLK		Units mg/L							
SampID: MBLK-206867											
Analyses	Cert	RL	Qual	Result	Spike	SPK Ref Val	%REC	Low Limit	High Limit	Date Analyzed	
Mercury		0.00020		< 0.00020	0.0001	0	0	-100	100	06/05/2023	

Batch 206867		SampType: LCS		Units mg/L							
SampID: LCS-206867											
Analyses	Cert	RL	Qual	Result	Spike	SPK Ref Val	%REC	Low Limit	High Limit	Date Analyzed	
Mercury		0.00020		0.00486	0.0050	0	97.2	85	115	06/05/2023	

Batch 206867		SampType: MS		Units mg/L							
SampID: 23051600-014DMS											
Analyses	Cert	RL	Qual	Result	Spike	SPK Ref Val	%REC	Low Limit	High Limit	Date Analyzed	
Mercury		0.00020		0.00502	0.0050	0	100.5	75	125	06/05/2023	

Batch 206867		SampType: MSD		Units mg/L				RPD Limit: 15			
SampID: 23051600-014DMSD											
Analyses	Cert	RL	Qual	Result	Spike	SPK Ref Val	%REC	RPD Ref Val	%RPD	Date Analyzed	
Mercury		0.00020		0.00521	0.0050	0	104.1	0.005023	3.59	06/05/2023	



Quality Control Results

<http://www.teklabinc.com/>

Client: Ramboll

Work Order: 23051600

Client Project: HEN-23Q2

Report Date: 21-Jun-23

SW-846 7470A (TOTAL)

Batch 206869		SampType: MBLK		Units mg/L							
SampID: MBLK-206869											
Analyses	Cert	RL	Qual	Result	Spike	SPK Ref Val	%REC	Low Limit	High Limit	Date Analyzed	
Mercury		0.00020		< 0.00020	0.0001	0	0	-100	100	06/05/2023	

Batch 206869		SampType: LCS		Units mg/L							
SampID: LCS-206869											
Analyses	Cert	RL	Qual	Result	Spike	SPK Ref Val	%REC	Low Limit	High Limit	Date Analyzed	
Mercury		0.00020		0.00490	0.0050	0	98.1	85	115	06/05/2023	

Batch 206869		SampType: MS		Units mg/L							
SampID: 23051600-019CMS											
Analyses	Cert	RL	Qual	Result	Spike	SPK Ref Val	%REC	Low Limit	High Limit	Date Analyzed	
Mercury		0.00020		0.00521	0.0050	0	104.3	75	125	06/05/2023	

Batch 206869		SampType: MSD		Units mg/L						RPD Limit: 15		Date Analyzed
SampID: 23051600-019CMSD												
Analyses	Cert	RL	Qual	Result	Spike	SPK Ref Val	%REC	RPD Ref Val	%RPD	Date Analyzed		
Mercury		0.00020		0.00501	0.0050	0	100.1	0.005215	4.10	06/05/2023		

Batch 206893		SampType: MBLK		Units mg/L							
SampID: MBLK-206893											
Analyses	Cert	RL	Qual	Result	Spike	SPK Ref Val	%REC	Low Limit	High Limit	Date Analyzed	
Mercury		0.00020		< 0.00020	0.0001	0	0	-100	100	06/05/2023	

Batch 206893		SampType: LCS		Units mg/L							
SampID: LCS-206893											
Analyses	Cert	RL	Qual	Result	Spike	SPK Ref Val	%REC	Low Limit	High Limit	Date Analyzed	
Mercury		0.00020		0.00511	0.0050	0	102.2	85	115	06/05/2023	

Batch 206893		SampType: MS		Units mg/L							
SampID: 23051600-005DMS											
Analyses	Cert	RL	Qual	Result	Spike	SPK Ref Val	%REC	Low Limit	High Limit	Date Analyzed	
Mercury		0.00020		0.00501	0.0050	0	100.2	75	125	06/05/2023	

Batch 206893		SampType: MSD		Units mg/L						RPD Limit: 15		Date Analyzed
SampID: 23051600-005DMSD												
Analyses	Cert	RL	Qual	Result	Spike	SPK Ref Val	%REC	RPD Ref Val	%RPD	Date Analyzed		
Mercury		0.00020		0.00476	0.0050	0	95.3	0.005009	5.04	06/05/2023		



Receiving Check List

<http://www.teklabinc.com/>

Client: Ramboll

Work Order: 23051600

Client Project: HEN-23Q2

Report Date: 21-Jun-23

Carrier: Joe Riley

Received By: ANC

Completed by:

Reviewed by:

On:

02-Jun-23

Allison Colin

On:

02-Jun-23

Ellie Hopkins

Pages to follow: Chain of custody

Extra pages included

- | | | | | |
|---|---|---|--------------------------------------|----------------------------------|
| Shipping container/cooler in good condition? | Yes <input checked="" type="checkbox"/> | No <input type="checkbox"/> | Not Present <input type="checkbox"/> | Temp °C 5.4 |
| Type of thermal preservation? | None <input type="checkbox"/> | Ice <input checked="" type="checkbox"/> | Blue Ice <input type="checkbox"/> | Dry Ice <input type="checkbox"/> |
| Chain of custody present? | Yes <input checked="" type="checkbox"/> | No <input type="checkbox"/> | | |
| Chain of custody signed when relinquished and received? | Yes <input checked="" type="checkbox"/> | No <input type="checkbox"/> | | |
| Chain of custody agrees with sample labels? | Yes <input checked="" type="checkbox"/> | No <input type="checkbox"/> | | |
| Samples in proper container/bottle? | Yes <input checked="" type="checkbox"/> | No <input type="checkbox"/> | | |
| Sample containers intact? | Yes <input checked="" type="checkbox"/> | No <input type="checkbox"/> | | |
| Sufficient sample volume for indicated test? | Yes <input checked="" type="checkbox"/> | No <input type="checkbox"/> | | |
| All samples received within holding time? | Yes <input checked="" type="checkbox"/> | No <input type="checkbox"/> | | |
| Reported field parameters measured: | Field <input checked="" type="checkbox"/> | Lab <input type="checkbox"/> | NA <input type="checkbox"/> | |
| Container/Temp Blank temperature in compliance? | Yes <input checked="" type="checkbox"/> | No <input type="checkbox"/> | | |

When thermal preservation is required, samples are compliant with a temperature between 0.1°C - 6.0°C, or when samples are received on ice the same day as collected.

- | | | | |
|---|---|--|---|
| Water – at least one vial per sample has zero headspace? | Yes <input checked="" type="checkbox"/> | No <input type="checkbox"/> | No VOA vials <input type="checkbox"/> |
| Water - TOX containers have zero headspace? | Yes <input type="checkbox"/> | No <input type="checkbox"/> | No TOX containers <input checked="" type="checkbox"/> |
| Water - pH acceptable upon receipt? | Yes <input type="checkbox"/> | No <input checked="" type="checkbox"/> | NA <input type="checkbox"/> |
| NPDES/CWA TCN interferences checked/treated in the field? | Yes <input type="checkbox"/> | No <input checked="" type="checkbox"/> | NA <input type="checkbox"/> |

Any No responses must be detailed below or on the COC.

pH strip #88374/79929. - TWM/acolin - 6/1/2023 3:15:29 PM

Additional HNO3 (89071) was needed in Field Blank and additional NaOH (81662) was needed in HEN-18&D upon arrival at the laboratory. - TWM/acolin - 6/1/2023 3:15:51 PM

Per Joe Riley, 22 and 22D bottles were switched in the field. - EAH 6/1/23

Samples collected on 6/1/23 were delivered same-day at 14.4C (on ice - LTG 5). - ehurley - 6/5/2023 3:49:12 PM

CHAIN-OF-CUSTODY / Analytical Request Document

The Chain-of-Custody is a LEGAL DOCUMENT. All relevant fields must be completed accurately.

Section A Required Client Information:		Section B Required Project Information:		Section C Invoice Information:		REGULATORY AGENCY		
Company: Vistra Corp		Report To: Brian Voelker		Attention: Jason Stuckey		NPDES GROUND WATER DRINKING WATER		
Address: 13498 E. 900th St		Copy To: Jason Stuckey		Company Name: Vistra Corp		UST RCRA OTHER		
Email To: Brian.Voelker@VistraCorp.com		Purchase Order No.:		Address: see Section A		Site Location		
Phone: (217) 753-8911 Fax:		Project Name:		Quote Reference:		STATE: IL		
Requested Due Date/TAT: 10 day		Project Number: 2285		Project Manager:		Profile #:		

ITEM #	Section D Required Client Information	Valid Matrix Codes MATRIX CODE	COLLECTED DATE TIME	SAMPLE TEMP AT COLLECTION	# OF CONTAINERS	Requested Analysis Filtered (Y/N)												Project No. / Lab I.D.								
						Preservatives																				
						UNpreserved	H ₂ SO ₄	HNO ₃	HCl	NaOH	Na ₂ S ₂ O ₃	Methanol	Other	Analysis Test ↓	HEN-257-802	HEN-257-803	HEN-257-804		HEN-811-801	HEN-845-802-805	HEN-845-803	HEN-845-804	HEN-CLOSURE-802-805	HEN-CLOSURE-804	HEN-SUP-000	HEN-WPCP-East
1	HEN-22&D		5-29-23 1419		6	2	2	2																		23051600-017
2	HEN-23		1200		6	2	2	2																		018
3	HEN-25		1259		6	2	2	2																		019
4	HEN-26		1241		6	2	2	2																		020
5	HEN-27		0915		6	2	2	2																		021
6	HEN-30		5-10-23 1509		0																					022
7	HEN-31		5-30-23 1504		0																					023
8	HEN-32		5-9-23 0946		6	2	2	2																		024
9	HEN-33		5-30-23 1515		0																					025
10	HEN-34		5-31-23 1039		6	2	2	2																		026
11	HEN-35		5-31-23 1009		6	2	2	2																		027
12	HEN-36		5-30-23 1528		0																					028
13	HEN-40#S				9	2	2	2	2	1																029
14	HEN-45#S				10	3	2	2	2	1																030
15	HEN-46		5-31-23 1100		6	2	2	2																		031
16	HEN-47		5-31-23 956		6	2	2	2																		032

ADDITIONAL COMMENTS	RELINQUISHED BY / AFFILIATION	DATE	TIME	ACCEPTED BY / AFFILIATION	DATE	TIME	SAMPLE CONDITIONS
HEN-23Q2 Rev 1	<i>[Signature]</i> Teklab/IPS	6/1	1201	<i>[Signature]</i>	6/1	1201	

SAMPLER NAME AND SIGNATURE		Temp in °C	Received on ice (Y/N)	Custody Sealed Cooler (Y/N)	Samples Intact (Y/N)
PRINT Name of SAMPLER: Joe Gley	DATE Signed (MM/DD/YY): 6/1/23				
SIGNATURE of SAMPLER: <i>[Signature]</i>					

CHAIN-OF-CUSTODY / Analytical Request Document HENEPIN POWER PLANT, ASH POND NO. 2 AND NO. 3

The Chain-of-Custody is a LEGAL DOCUMENT. All relevant fields must be completed accurately.

HEN-845-802-805

Section A Required Client Information:		Section B Required Project Information:		Section C Invoice Information:	
Company: Vistra Corp		Report To: Brian Voelker		Attention: Jason Stuckey	
Address: 13498 E. 900th St		Copy To: Jason Stuckey		Company Name: Vistra Corp	
Email To: Brian.Voelker@VistraCorp.com		Purchase Order No.:		Address: see Section A	
Phone: (217) 753-8911		Project Name:		Quote Reference:	
Requested Due Date/TAT: 10 day		Project Number: 2285		Project Manager:	
				Profile #:	
REGULATORY AGENCY					
NPDES		GROUND WATER		DRINKING WATER	
UST		RCRA		OTHER	
Site Location				STATE: IL	

ITEM #	Section D Required Client Information	Valid Matrix Codes MATRIX CODE CODE	COLLECTED	DATE	TIME	SAMPLE TEMP AT COLLECTION	# OF CONTAINERS	Preservatives										Analysis Test ↓	Requested Analysis Filtered (Y/N)	Residual Chlorine (Y/N)	Project No./ Lab I.D.						
								Unpreserved	H ₂ SO ₄	HNO ₃	HCl	NaOH	Na ₂ S ₂ O ₃	Methanol	Other	HEN-257-802	HEN-257-803					HEN-257-804	HEN-811-801	HEN-845-802-805	HEN-845-803	HEN-845-804	HEN-CLOSURE-802-805
1	HEN-49			5-31-23	1219		6	2	2	2																	23051600-033
2	HEN-50			↓	1357		6	2	2	2																	034
3	HEN-51			↓	1137		6	2	2	2																	035
4	HEN-52						6	2	2	2																	036
5	HEN-54			5-31-23	1027		6	2	2	2																	037
6	HEN-55			5-30-23	1438		0																				038
7	HEN-XPW01-pore						6	2	2	2																	039
8	HEN-XPW02-pore						6	2	2	2																	040
9	HEN-XPW03-pore						6	2	2	2																	041
10	HEN-XSG01			5-30-23	1403		0																				042
11	HEN-YSG-ILRIVER			5-30-23	1377		0																				043
12	Field Blank			6/1/23	0822		11	3	3	2	2	1															044
13	HEN-08 Duplicate						11	3	3	2	2	1															045

ADDITIONAL COMMENTS	REINQUISHED BY / AFFILIATION	DATE	TIME	ACCEPTED BY / AFFILIATION	DATE	TIME	SAMPLE CONDITIONS
HEN-23Q2 Rev 1	<i>[Signature]</i>	6/1/23	1201	<i>[Signature]</i>	6/1	12:01	

SAMPLER NAME AND SIGNATURE		Temp in °C	Received on Ice (Y/N)	Custody Sealed Cooler (Y/N)	Samples Intact (Y/N)
PRINT Name of SAMPLER: Joe Ritey	SIGNATURE of SAMPLER: <i>[Signature]</i>				
DATE Signed (MM/DD/YY): 6/1/23					

CHAIN-OF-CUSTODY / Analytical Request Document

The Chain-of-Custody is a LEGAL DOCUMENT. All relevant fields must be completed accurately.

Section A Required Client Information: Section B Required Project Information: Section C Invoice Information: Page: 1 of 3

Company: Vistra Corp	Report To: Brian Voelker	Attention: Jason Stuckey
Address: 13498 E. 900th St	Copy To: Jason Stuckey	Company Name: Vistra Corp
		Address: see Section A
Email To: Brian.Voelker@VistraCorp.com	Purchase Order No.:	Quote Reference:
Phone: (217) 753-8911 Fax:	Project Name:	Project Manager:
Requested Due Date/TAT: 10 day	Project Number: 2285	Profile #:

Requested Analysis Filtered (Y/N)

Pres 88374 TC 79929

ITEM #	Section D Required Client Information	Valid Matrix Codes MATRIX CODE	COLLECTED DATE	TIME	SAMPLE TEMP AT COLLECTION	# OF CONTAINERS	Preservatives									Analysis Test Y/N	Requested Analysis Filtered (Y/N)	Residual Chlorine (Y/N)	Project No. / Lab I.D.	
							Unpreserved	H ₂ SO ₄	HNO ₃	HCl	NaOH	Na ₂ S ₂ O ₃	Methanol	Other	HEN-257-802					HEN-257-803
1	HEN-02		<i>6/1/23</i>	<i>1102</i>		<i>7</i>	<i>3</i>	<i>1</i>	<i>2</i>											<i>23051600-001</i>
2	HEN-03R					<i>10</i>	<i>3</i>	<i>2</i>	<i>2</i>	<i>2</i>	<i>1</i>									<i>002</i>
3	HEN-05!R					<i>9</i>	<i>2</i>	<i>2</i>	<i>2</i>	<i>2</i>	<i>1</i>									<i>003</i>
4	HEN-05&DR					<i>9</i>	<i>2</i>	<i>2</i>	<i>2</i>	<i>2</i>	<i>1</i>									<i>004</i>
5	HEN-07		<i>6-1-23</i>	<i>1145</i>		<i>10</i>	<i>3</i>	<i>2</i>	<i>2</i>	<i>2</i>	<i>1</i>									<i>005</i>
6	HEN-08		<i>6-1-23</i>	<i>0854</i>		<i>11</i>	<i>3</i>	<i>3</i>	<i>2</i>	<i>2</i>	<i>1</i>									<i>006</i>
7	HEN-08&D		<i>5-31-23</i>	<i>1110X</i>		<i>11</i>	<i>3</i>	<i>3</i>	<i>2</i>	<i>2</i>	<i>1</i>									<i>007</i>
8	HEN-10					<i>10</i>	<i>3</i>	<i>2</i>	<i>2</i>	<i>2</i>	<i>1</i>									<i>008</i>
9	HEN-12					<i>10</i>	<i>2</i>	<i>3</i>	<i>2</i>	<i>2</i>	<i>1</i>									<i>009</i>
10	HEN-13					<i>10</i>	<i>2</i>	<i>3</i>	<i>2</i>	<i>2</i>	<i>1</i>									<i>010</i>
11	HEN-16		<i>6-1-23</i>	<i>0940</i>		<i>6</i>	<i>2</i>	<i>2</i>	<i>2</i>											<i>011</i>
12	HEN-17		<i>6-1-23</i>	<i>1008</i>		<i>6</i>	<i>2</i>	<i>2</i>	<i>2</i>											<i>012</i>
13	HEN-18#S					<i>10</i>	<i>3</i>	<i>2</i>	<i>2</i>	<i>2</i>	<i>1</i>									<i>013</i>
14	HEN-18&D					<i>10</i>	<i>3</i>	<i>2</i>	<i>2</i>	<i>2</i>	<i>1</i>									<i>014</i>
15	HEN-21R					<i>6</i>	<i>2</i>	<i>2</i>	<i>2</i>											<i>015</i>
16	HEN-22					<i>6</i>	<i>2</i>	<i>2</i>	<i>2</i>											<i>016</i>

HEADSPACE TM

ADDITIONAL COMMENTS	RELINQUISHED BY / AFFILIATION	DATE	TIME	ACCEPTED BY / AFFILIATION	DATE	TIME	SAMPLE CONDITIONS		
HEN-23Q2 Rev 1	<i>Juaney Carroll</i>	<i>6/1/23</i>	<i>1600</i>	<i>Elizabeth Pithney</i>	<i>6/1/23</i>	<i>1600</i>	<i>14.4</i>	<i>Y</i>	<i>N</i>
							<i>465</i>		

SAMPLER NAME AND SIGNATURE		Temp in °C	Received on Ice (Y/N)	Custody Sealed Cooler (Y/N)	Samples Intact (Y/N)
PRINT Name of SAMPLER: <i>J. Carroll</i>	<i>B. Bulihan</i>				
SIGNATURE of SAMPLER: <i>Juaney Carroll</i>	DATE Signed (MM/DD/YY): <i>6/1/23</i>				

23051600
 HEN-845-802-805

CHAIN-OF-CUSTODY / Analytical Request Document

The Chain-of-Custody is a LEGAL DOCUMENT. All relevant fields must be completed accurately.

Page: 2 of 3

Section A Required Client Information:		Section B Required Project Information:		Section C Invoice Information:	
Company: Vistra Corp		Report To: Brian Voelker		Attention: Jason Stuckey	
Address: 13498 E. 900th St		Copy To: Jason Stuckey		Company Name: Vistra Corp	
Email To: Brian.Voelker@VistraCorp.com		Purchase Order No.:		Address: see Section A	
Phone: (217) 753-8911 Fax:		Project Name:		Quote Reference:	
Requested Due Date/TAT: 10 day		Project Number: 2285		Project Manager:	
				Profile #:	

Requested Analysis Filtered (Y/N)

ITEM #	Section D Required Client Information	Valid Matrix Codes MATRIX CODE	DATE	TIME	SAMPLE TEMP AT COLLECTION	# OF CONTAINERS	Preservatives							Analysis Test Y/N	Requested Analysis Filtered (Y/N)							Project No. / Lab I.D.		
							Unpreserved	H ₂ SO ₄	HNO ₃	HCl	NaOH	Na ₂ S ₂ O ₃	Methanol		Other	NPDES	UST	GROUND WATER	RCRA	DRINKING WATER	OTHER			
																							HEN-257-802	HEN-257-803
1	HEN-22&D					6	2	2	2															23051600-017
2	HEN-23					6	2	2	2															018
3	HEN-25					6	2	2	2															019
4	HEN-26					6	2	2	2															020
5	HEN-27					6	2	2	2															021
6	HEN-30					0																		022
7	HEN-31					0																		023
8	HEN-32					6	2	2	2															024
9	HEN-33					0																		025
10	HEN-34					6	2	2	2															026
11	HEN-35					6	2	2	2															027
12	HEN-36					0																		028
13	HEN-40#S		6-1-23	1034		9	2	2	2	2	1													029
14	HEN-45#S		6-1-23	1106		10	3	2	2	2	1													030
15	HEN-46					6	2	2	2															031
16	HEN-47					6	2	2	2															032

ADDITIONAL COMMENTS	RELINQUISHED BY / AFFILIATION	DATE	TIME	ACCEPTED BY / AFFILIATION	DATE	TIME	SAMPLE CONDITIONS
HEN-23Q2 Rev 1	<i>Trevor Carrick</i>	6/1/23	1600	<i>Elizabeth A Hurdley</i>	6/1/23	1600	

SAMPLER NAME AND SIGNATURE			Temp in °C	Received on Ice (Y/N)	Custody Sealed Cooler (Y/N)	Samples Intact (Y/N)
PRINT Name of SAMPLER:	<i>Trevor Carrick</i>					
SIGNATURE of SAMPLER:	<i>Trevor Carrick</i>					
DATE Signed (MM/DD/YY):			6/1/23			

HEN-845-802-805
23051600

CHAIN-OF-CUSTODY / Analytical Request Document

The Chain-of-Custody is a LEGAL DOCUMENT. All relevant fields must be completed accurately.

Page: **3** of **3**

Section A Required Client Information:		Section B Required Project Information:		Section C Invoice Information:		REGULATORY AGENCY		
Company: Vistra Corp		Report To: Brian Voelker		Attention: Jason Stuckey		NPDES GROUND WATER DRINKING WATER		
Address: 13498 E. 900th St		Copy To: Jason Stuckey		Company Name: Vistra Corp		UST RCRA OTHER		
Email To: Brian.Voelker@VistraCorp.com		Purchase Order No.:		Address: see Section A		Site Location		
Phone: (217) 753-8911 Fax:		Project Name:		Quote Reference:		STATE: IL		
Requested Due Date/TAT: 10 day		Project Number: 2285		Project Manager:		Profile #:		

ITEM #	Section D Required Client Information	Valid Matrix Codes MATRIX CODE	COLLECTED DATE	TIME	SAMPLE TEMP AT COLLECTION	# OF CONTAINERS	Preservatives											Analysis Test ↓	Requested Analysis Filtered (Y/N)								Project No./ Lab I.D.											
							Unpreserved	H ₂ SO ₄	HNO ₃	HCl	NaOH	Na ₂ S ₂ O ₃	Methanol	Other	Y/N	Y/N	Y/N		Y/N	Y/N	Y/N	Y/N	Y/N	Y/N	Y/N													
							DATE	TIME	MATRIX CODE	SAMPLE TYPE (G=GRAB C=COMP)	DRINKING WATER DW	WATER WT	WASTE WATER WW	PRODUCT P	SOIL/SOLID SL	OIL OL	WIPE WP		AIR AR	OTHER OT	TISSUE TS	HEN-257-802	HEN-257-803	HEN-257-804	HEN-811-801	HEN-845-802-805		HEN-845-803	HEN-845-804	HEN-CLOSURE-802-805	HEN-CLOSURE-804	HEN-SUP-000	HEN-WPCP-East	HEN-WPCP-West	Residual Chlorine (Y/N)			
1	HEN-49					6	2	2	2																													23051600-033
2	HEN-50					6	2	2	2																												034	
3	HEN-51					6	2	2	2																												035	
4	HEN-52		6/1/23	1029		6	2	2	2																												036	
5	HEN-54					6	2	2	2																												037	
6	HEN-55					0																															038	
7	HEN-XPW01-pore		6/1/23	858		6	2	2	2																												239	
8	HEN-XPW02-pore			925		6	2	2	2																												040	
9	HEN-XPW03-pore			952		6	2	2	2																												041	
10	HEN-XSG01					0																															042	
11	HEN-YSG-ILRIVER					0																															243	
12	Field Blank					11	3	3	2	2	1																										044	
13	HEN-08 Duplicate		6-1-23	0854		11	3	3	2	2	1																										045	
14																																						
15																																						
16																																						

ADDITIONAL COMMENTS	RELINQUISHED BY / AFFILIATION	DATE	TIME	ACCEPTED BY / AFFILIATION	DATE	TIME	SAMPLE CONDITIONS
HEN-23Q2 Rev 1	<i>Juan Carlos</i>	6/1/23	1600	<i>Elizabeth A. Hurlay</i>	6/1/23	1600	

SAMPLER NAME AND SIGNATURE		Temp in °C	Received on ice (Y/N)	Custody Sealed Cooler (Y/N)	Samples Intact (Y/N)
PRINT Name of SAMPLER:	<i>Juan Carlos</i>				
SIGNATURE of SAMPLER:	<i>Juan Carlos</i>	DATE Signed (MM/DD/YYYY):	6/1/23		

July 13, 2023

Eric Bauer
Ramboll
300 S. Wacker Drive
Suite 130
Chicago, IL 60606
TEL: (414) 837-3607
FAX: (414) 837-3608



Illinois	100226
Kansas	E-10374
Louisiana	05002
Louisiana	05003
Oklahoma	9978

RE: HEN-23Q2

WorkOrder: 23051601

Dear Eric Bauer:

TEKLAB, INC received 30 samples on 6/1/2023 4:00:00 PM for the analysis presented in the following report.

Samples are analyzed on an as received basis unless otherwise requested and documented. The sample results contained in this report relate only to the requested analytes of interest as directed on the chain of custody. NELAP accredited fields of testing are indicated by the letters NELAP under the Certification column. Unless otherwise documented within this report, Teklab Inc. analyzes samples utilizing the most current methods in compliance with 40CFR. All tests are performed in the Collinsville, IL laboratory unless otherwise noted in the Case Narrative.

All quality control criteria applicable to the test methods employed for this project have been satisfactorily met and are in accordance with NELAP except where noted. The following report shall not be reproduced, except in full, without the written approval of Teklab, Inc.

If you have any questions regarding these tests results, please feel free to call.

Sincerely,



Elizabeth A. Hurley
Director of Customer Service
(618)344-1004 ex 33
ehurley@teklabinc.com



Report Contents

<http://www.teklabinc.com/>

Client: Ramboll

Work Order: 23051601

Client Project: HEN-23Q2

Report Date: 13-Jul-23

This reporting package includes the following:

Cover Letter	1
Report Contents	2
Definitions	3
Case Narrative	5
Accreditations	6
Laboratory Results	7
Sample Summary	37
Dates Report	38
Receiving Check List	40
Chain of Custody	Appended

Client: Ramboll

Work Order: 23051601

Client Project: HEN-23Q2

Report Date: 13-Jul-23

Abbr Definition

* Analytes on report marked with an asterisk are not NELAP accredited

CCV Continuing calibration verification is a check of a standard to determine the state of calibration of an instrument between recalibration.

CRQL A Client Requested Quantitation Limit is a reporting limit that varies according to customer request. The CRQL may not be less than the MDL.

DF Dilution factor is the dilution performed during analysis only and does not take into account any dilutions made during sample preparation. The reported result is final and includes all dilution factors.

DNI Did not ignite

DUP Laboratory duplicate is a replicate aliquot prepared under the same laboratory conditions and independently analyzed to obtain a measure of precision.

ICV Initial calibration verification is a check of a standard to determine the state of calibration of an instrument before sample analysis is initiated.

IDPH IL Dept. of Public Health

LCS Laboratory control sample is a sample matrix, free from the analytes of interest, spiked with verified known amounts of analytes and analyzed exactly like a sample to establish intra-laboratory or analyst specific precision and bias or to assess the performance of all or a portion of the measurement system.

LCSD Laboratory control sample duplicate is a replicate laboratory control sample that is prepared and analyzed in order to determine the precision of the approved test method. The acceptable recovery range is listed in the QC Package (provided upon request).

MBLK Method blank is a sample of a matrix similar to the batch of associated sample (when available) that is free from the analytes of interest and is processed simultaneously with and under the same conditions as samples through all steps of the analytical procedures, and in which no target analytes or interferences should present at concentrations that impact the analytical results for sample analyses.

MDL "The method detection limit is defined as the minimum measured concentration of a substance that can be reported with 99% confidence that the measured concentration is distinguishable from method blank results."

MS Matrix spike is an aliquot of matrix fortified (spiked) with known quantities of specific analytes that is subjected to the entire analytical procedures in order to determine the effect of the matrix on an approved test method's recovery system. The acceptable recovery range is listed in the QC Package (provided upon request).

MSD Matrix spike duplicate means a replicate matrix spike that is prepared and analyzed in order to determine the precision of the approved test method. The acceptable recovery range is listed in the QC Package (provided upon request).

MW Molecular weight

NC Data is not acceptable for compliance purposes

ND Not Detected at the Reporting Limit

NELAP NELAP Accredited

PQL Practical quantitation limit means the lowest level that can be reliably achieved within specified limits of precision and accuracy during routine laboratory operation conditions.

RL The reporting limit the lowest level that the data is displayed in the final report. The reporting limit may vary according to customer request or sample dilution. The reporting limit may not be less than the MDL.

RPD Relative percent difference is a calculated difference between two recoveries (ie. MS/MSD). The acceptable recovery limit is listed in the QC Package (provided upon request).

SPK The spike is a known mass of target analyte added to a blank sample or sub-sample; used to determine recovery deficiency or for other quality control purposes.

Surr Surrogates are compounds which are similar to the analytes of interest in chemical composition and behavior in the analytical process, but which are not normally found in environmental samples.

TIC Tentatively identified compound: Analytes tentatively identified in the sample by using a library search. Only results not in the calibration standard will be reported as tentatively identified compounds. Results for tentatively identified compounds that are not present in the calibration standard, but are assigned a specific chemical name based upon the library search, are calculated using total peak areas from reconstructed ion chromatograms and a response factor of one. The nearest Internal Standard is used for the calculation. The results of any TICs must be considered estimated, and are flagged with a "T". If the estimated result is above the calibration range it is flagged "ET"

TNTC Too numerous to count (> 200 CFU)



Definitions

<http://www.teklabinc.com/>

Client: Ramboll

Work Order: 23051601

Client Project: HEN-23Q2

Report Date: 13-Jul-23

Qualifiers

- # - Unknown hydrocarbon
- C - RL shown is a Client Requested Quantitation Limit
- H - Holding times exceeded
- J - Analyte detected below quantitation limits
- ND - Not Detected at the Reporting Limit
- S - Spike Recovery outside recovery limits
- X - Value exceeds Maximum Contaminant Level
- B - Analyte detected in associated Method Blank
- E - Value above quantitation range
- I - Associated internal standard was outside method criteria
- M - Manual Integration used to determine area response
- R - RPD outside accepted recovery limits
- T - TIC(Tentatively identified compound)



Case Narrative

<http://www.teklabinc.com/>

Client: Ramboll
Client Project: HEN-23Q2

Work Order: 23051601
Report Date: 13-Jul-23

Cooler Receipt Temp: 5.4 °C

An employee of Teklab, Inc. collected the sample(s).

HEN-18&D will be reported as collected at 1349 rather than 1359 per raw field file. EAH 7/13/23

Analyses were performed by Pace Analytical National. See attached report for results and QC.

Locations

Collinsville

Address 5445 Horseshoe Lake Road
Collinsville, IL 62234-7425
Phone (618) 344-1004
Fax (618) 344-1005
Email jhriley@teklabinc.com

Collinsville Air

Address 5445 Horseshoe Lake Road
Collinsville, IL 62234-7425
Phone (618) 344-1004
Fax (618) 344-1005
Email EHurley@teklabinc.com

Springfield

Address 3920 Pintail Dr
Springfield, IL 62711-9415
Phone (217) 698-1004
Fax (217) 698-1005
Email KKlostermann@teklabinc.com

Chicago

Address 1319 Butterfield Rd.
Downers Grove, IL 60515
Phone (630) 324-6855
Fax
Email arenner@teklabinc.com

Kansas City

Address 8421 Nieman Road
Lenexa, KS 66214
Phone (913) 541-1998
Fax (913) 541-1998
Email jhriley@teklabinc.com



Accreditations

<http://www.teklabinc.com/>

Client: Ramboll

Work Order: 23051601

Client Project: HEN-23Q2

Report Date: 13-Jul-23

State	Dept	Cert #	NELAP	Exp Date	Lab
Illinois	IEPA	100226	NELAP	1/31/2024	Collinsville
Kansas	KDHE	E-10374	NELAP	4/30/2024	Collinsville
Louisiana	LDEQ	05002	NELAP	6/30/2024	Collinsville
Louisiana	LDEQ	05003	NELAP	6/30/2024	Collinsville
Oklahoma	ODEQ	9978	NELAP	8/31/2023	Collinsville
Arkansas	ADEQ	88-0966		3/14/2024	Collinsville
Illinois	IDPH	17584		5/31/2025	Collinsville
Iowa	IDNR	430		6/1/2024	Collinsville
Kentucky	UST	0073		1/31/2024	Collinsville
Missouri	MDNR	00930		5/31/2023	Collinsville
Missouri	MDNR	930		1/31/2025	Collinsville



Laboratory Results

ATTACHMENT B.
845 QUARTERLY REPORT - QUARTER 2, 2023
HENNEPIN POWER PLANT, ASH PONDS NO. 2 AND NO. 4
HEN-845-802-805

<http://www.teklabinc.com/>

Client: Ramboll
Client Project: HEN-23Q2
Lab ID: 23051601-001
Matrix: GROUNDWATER

Work Order: 23051601
Report Date: 13-Jul-23
Client Sample ID: HEN-03R
Collection Date: 05/31/2023 13:12

Analyses	Certification	RL	Qual	Result	Units	DF	Date Analyzed	Batch
SEE ATTACHED FOR SUBCONTRACTING ANALYSIS								
Subcontracted Analysis	*	0		See Attached		1	07/03/2023 16:14	R331495



Laboratory Results

ATTACHMENT B.
 845 QUARTERLY REPORT - QUARTER 2, 2023
 HENNEPIN POWER PLANT, ASH PONDS NO. 2 AND NO. 4
 HEN-845-802-805

<http://www.teklabinc.com/>

Client: Ramboll
Client Project: HEN-23Q2
Lab ID: 23051601-002
Matrix: GROUNDWATER

Work Order: 23051601
Report Date: 13-Jul-23
Client Sample ID: HEN-07
Collection Date: 06/01/2023 11:45

Analyses	Certification	RL	Qual	Result	Units	DF	Date Analyzed	Batch
SEE ATTACHED FOR SUBCONTRACTING ANALYSIS								
Subcontracted Analysis	*	0		See Attached		1	07/03/2023 16:14	R331495



Laboratory Results

ATTACHMENT B.
 845 QUARTERLY REPORT - QUARTER 2, 2023
 HENNEPIN POWER PLANT, ASH PONDS NO. 2 AND NO. 4
 HEN-845-802-805

<http://www.teklabinc.com/>

Client: Ramboll
Client Project: HEN-23Q2
Lab ID: 23051601-003
Matrix: GROUNDWATER

Work Order: 23051601
Report Date: 13-Jul-23
Client Sample ID: HEN-08
Collection Date: 06/01/2023 8:54

Analyses	Certification	RL	Qual	Result	Units	DF	Date Analyzed	Batch
SEE ATTACHED FOR SUBCONTRACTING ANALYSIS								
Subcontracted Analysis	*	0		See Attached		1	07/03/2023 16:14	R331495



Laboratory Results

ATTACHMENT B.
 845 QUARTERLY REPORT - QUARTER 2, 2023
 HENNEPIN POWER PLANT, ASH PONDS NO. 2 AND NO. 4
 HEN-845-802-805

<http://www.teklabinc.com/>

Client: Ramboll
Client Project: HEN-23Q2
Lab ID: 23051601-004
Matrix: GROUNDWATER

Work Order: 23051601
Report Date: 13-Jul-23
Client Sample ID: HEN-08D
Collection Date: 05/31/2023 15:10

Analyses	Certification	RL	Qual	Result	Units	DF	Date Analyzed	Batch
SEE ATTACHED FOR SUBCONTRACTING ANALYSIS								
Subcontracted Analysis	*	0		See Attached		1	07/03/2023 16:14	R331495



Laboratory Results

ATTACHMENT B.
 845 QUARTERLY REPORT - QUARTER 2, 2023
 HENNEPIN POWER PLANT, ASH PONDS NO. 2 AND NO. 4
 HEN-845-802-805

<http://www.teklabinc.com/>

Client: Ramboll
Client Project: HEN-23Q2
Lab ID: 23051601-005
Matrix: GROUNDWATER

Work Order: 23051601
Report Date: 13-Jul-23
Client Sample ID: HEN-12
Collection Date: 05/31/2023 11:37

Analyses	Certification	RL	Qual	Result	Units	DF	Date Analyzed	Batch
SEE ATTACHED FOR SUBCONTRACTING ANALYSIS								
Subcontracted Analysis	*	0		See Attached		1	07/03/2023 16:14	R331495



Laboratory Results

ATTACHMENT B.
 845 QUARTERLY REPORT - QUARTER 2, 2023
 HENNEPIN POWER PLANT, ASH PONDS NO. 2 AND NO. 4
 HEN-845-802-805

<http://www.teklabinc.com/>

Client: Ramboll
Client Project: HEN-23Q2
Lab ID: 23051601-006
Matrix: GROUNDWATER

Work Order: 23051601
Report Date: 13-Jul-23
Client Sample ID: HEN-13
Collection Date: 05/31/2023 12:04

Analyses	Certification	RL	Qual	Result	Units	DF	Date Analyzed	Batch
SEE ATTACHED FOR SUBCONTRACTING ANALYSIS								
Subcontracted Analysis	*	0		See Attached		1	07/03/2023 16:14	R331495



Laboratory Results

ATTACHMENT B.
 845 QUARTERLY REPORT - QUARTER 2, 2023
 HENNEPIN POWER PLANT, ASH PONDS NO. 2 AND NO. 4
 HEN-845-802-805

<http://www.teklabinc.com/>

Client: Ramboll
Client Project: HEN-23Q2
Lab ID: 23051601-007
Matrix: GROUNDWATER

Work Order: 23051601
Report Date: 13-Jul-23
Client Sample ID: HEN-16
Collection Date: 06/01/2023 9:40

Analyses	Certification	RL	Qual	Result	Units	DF	Date Analyzed	Batch
SEE ATTACHED FOR SUBCONTRACTING ANALYSIS								
Subcontracted Analysis	*	0		See Attached		1	07/03/2023 16:14	R331495



Laboratory Results

ATTACHMENT B.
 845 QUARTERLY REPORT - QUARTER 2, 2023
 HENNEPIN POWER PLANT, ASH PONDS NO. 2 AND NO. 4
 HEN-845-802-805

<http://www.teklabinc.com/>

Client: Ramboll
Client Project: HEN-23Q2
Lab ID: 23051601-008
Matrix: GROUNDWATER

Work Order: 23051601
Report Date: 13-Jul-23
Client Sample ID: HEN-17
Collection Date: 06/01/2023 10:08

Analyses	Certification	RL	Qual	Result	Units	DF	Date Analyzed	Batch
SEE ATTACHED FOR SUBCONTRACTING ANALYSIS								
Subcontracted Analysis	*	0		See Attached		1	07/03/2023 16:14	R331495



Laboratory Results

ATTACHMENT B.
 845 QUARTERLY REPORT - QUARTER 2, 2023
 HENNEPIN POWER PLANT, ASH PONDS NO. 2 AND NO. 4
 HEN-845-802-805

<http://www.teklabinc.com/>

Client: Ramboll
Client Project: HEN-23Q2
Lab ID: 23051601-009
Matrix: GROUNDWATER

Work Order: 23051601
Report Date: 13-Jul-23
Client Sample ID: HEN-18#S
Collection Date: 05/31/2023 14:15

Analyses	Certification	RL	Qual	Result	Units	DF	Date Analyzed	Batch
SEE ATTACHED FOR SUBCONTRACTING ANALYSIS								
Subcontracted Analysis	*	0		See Attached		1	07/03/2023 16:14	R331495



Laboratory Results

ATTACHMENT B.
845 QUARTERLY REPORT - QUARTER 2, 2023
HENNEPIN POWER PLANT, ASH PONDS NO. 2 AND NO. 4
HEN-845-802-805

<http://www.teklabinc.com/>

Client: Ramboll
Client Project: HEN-23Q2
Lab ID: 23051601-010
Matrix: GROUNDWATER

Work Order: 23051601
Report Date: 13-Jul-23
Client Sample ID: HEN-18&D
Collection Date: 05/31/2023 13:49

Analyses	Certification	RL	Qual	Result	Units	DF	Date Analyzed	Batch
SEE ATTACHED FOR SUBCONTRACTING ANALYSIS								
Subcontracted Analysis	*	0		See Attached		1	07/05/2023 16:26	R331495



Laboratory Results

ATTACHMENT B.
845 QUARTERLY REPORT - QUARTER 2, 2023
HENNEPIN POWER PLANT, ASH PONDS NO. 2 AND NO. 4
HEN-845-802-805

<http://www.teklabinc.com/>

Client: Ramboll
Client Project: HEN-23Q2
Lab ID: 23051601-011
Matrix: GROUNDWATER

Work Order: 23051601
Report Date: 13-Jul-23
Client Sample ID: HEN-21R
Collection Date: 05/31/2023 11:09

Analyses	Certification	RL	Qual	Result	Units	DF	Date Analyzed	Batch
SEE ATTACHED FOR SUBCONTRACTING ANALYSIS								
Subcontracted Analysis	*	0		See Attached		1	07/05/2023 16:26	R331495



Laboratory Results

ATTACHMENT B.
 845 QUARTERLY REPORT - QUARTER 2, 2023
 HENNEPIN POWER PLANT, ASH PONDS NO. 2 AND NO. 4
 HEN-845-802-805

<http://www.teklabinc.com/>

Client: Ramboll
Client Project: HEN-23Q2
Lab ID: 23051601-012
Matrix: GROUNDWATER

Work Order: 23051601
Report Date: 13-Jul-23
Client Sample ID: HEN-22
Collection Date: 05/31/2023 14:01

Analyses	Certification	RL	Qual	Result	Units	DF	Date Analyzed	Batch
SEE ATTACHED FOR SUBCONTRACTING ANALYSIS								
Subcontracted Analysis	*	0		See Attached		1	07/05/2023 16:26	R331495



Laboratory Results

ATTACHMENT B.
 845 QUARTERLY REPORT - QUARTER 2, 2023
 HENNEPIN POWER PLANT, ASH PONDS NO. 2 AND NO. 4
 HEN-845-802-805

<http://www.teklabinc.com/>

Client: Ramboll
Client Project: HEN-23Q2
Lab ID: 23051601-013
Matrix: GROUNDWATER

Work Order: 23051601
Report Date: 13-Jul-23
Client Sample ID: HEN-22&D
Collection Date: 05/31/2023 14:19

Analyses	Certification	RL	Qual	Result	Units	DF	Date Analyzed	Batch
SEE ATTACHED FOR SUBCONTRACTING ANALYSIS								
Subcontracted Analysis	*	0		See Attached		1	07/05/2023 16:26	R331495



Laboratory Results

ATTACHMENT B.
 845 QUARTERLY REPORT - QUARTER 2, 2023
 HENNEPIN POWER PLANT, ASH PONDS NO. 2 AND NO. 4
 HEN-845-802-805

<http://www.teklabinc.com/>

Client: Ramboll
Client Project: HEN-23Q2
Lab ID: 23051601-014
Matrix: GROUNDWATER

Work Order: 23051601
Report Date: 13-Jul-23
Client Sample ID: HEN-23
Collection Date: 05/31/2023 12:00

Analyses	Certification	RL	Qual	Result	Units	DF	Date Analyzed	Batch
SEE ATTACHED FOR SUBCONTRACTING ANALYSIS								
Subcontracted Analysis	*	0		See Attached		1	07/05/2023 16:26	R331495



Laboratory Results

ATTACHMENT B.
 845 QUARTERLY REPORT - QUARTER 2, 2023
 HENNEPIN POWER PLANT, ASH PONDS NO. 2 AND NO. 4
 HEN-845-802-805

<http://www.teklabinc.com/>

Client: Ramboll
Client Project: HEN-23Q2

Work Order: 23051601
Report Date: 13-Jul-23

Lab ID: 23051601-015

Client Sample ID: HEN-25

Matrix: GROUNDWATER

Collection Date: 05/31/2023 12:59

Analyses	Certification	RL	Qual	Result	Units	DF	Date Analyzed	Batch
SEE ATTACHED FOR SUBCONTRACTING ANALYSIS								
Subcontracted Analysis	*	0		See Attached		1	07/05/2023 16:26	R331495



Laboratory Results

ATTACHMENT B.
 845 QUARTERLY REPORT - QUARTER 2, 2023
 HENNEPIN POWER PLANT, ASH PONDS NO. 2 AND NO. 4
 HEN-845-802-805

<http://www.teklabinc.com/>

Client: Ramboll
Client Project: HEN-23Q2
Lab ID: 23051601-016
Matrix: GROUNDWATER

Work Order: 23051601
Report Date: 13-Jul-23
Client Sample ID: HEN-26
Collection Date: 05/31/2023 12:41

Analyses	Certification	RL	Qual	Result	Units	DF	Date Analyzed	Batch
SEE ATTACHED FOR SUBCONTRACTING ANALYSIS								
Subcontracted Analysis	*	0		See Attached		1	07/05/2023 16:26	R331495



Laboratory Results

ATTACHMENT B.
845 QUARTERLY REPORT - QUARTER 2, 2023
HENNEPIN POWER PLANT, ASH PONDS NO. 2 AND NO. 4
HEN-845-802-805

<http://www.teklabinc.com/>

Client: Ramboll
Client Project: HEN-23Q2
Lab ID: 23051601-017
Matrix: GROUNDWATER

Work Order: 23051601
Report Date: 13-Jul-23
Client Sample ID: HEN-27
Collection Date: 05/31/2023 9:15

Analyses	Certification	RL	Qual	Result	Units	DF	Date Analyzed	Batch
SEE ATTACHED FOR SUBCONTRACTING ANALYSIS								
Subcontracted Analysis	*	0		See Attached		1	07/05/2023 16:26	R331495



Laboratory Results

ATTACHMENT B.
 845 QUARTERLY REPORT - QUARTER 2, 2023
 HENNEPIN POWER PLANT, ASH PONDS NO. 2 AND NO. 4
 HEN-845-802-805

<http://www.teklabinc.com/>

Client: Ramboll
Client Project: HEN-23Q2
Lab ID: 23051601-018
Matrix: GROUNDWATER

Work Order: 23051601
Report Date: 13-Jul-23
Client Sample ID: HEN-32
Collection Date: 05/31/2023 9:46

Analyses	Certification	RL	Qual	Result	Units	DF	Date Analyzed	Batch
SEE ATTACHED FOR SUBCONTRACTING ANALYSIS								
Subcontracted Analysis	*	0		See Attached		1	07/05/2023 16:26	R331495



Laboratory Results

ATTACHMENT B.
 845 QUARTERLY REPORT - QUARTER 2, 2023
 HENNEPIN POWER PLANT, ASH PONDS NO. 2 AND NO. 4
 HEN-845-802-805

<http://www.teklabinc.com/>

Client: Ramboll
Client Project: HEN-23Q2

Work Order: 23051601
Report Date: 13-Jul-23

Lab ID: 23051601-019

Client Sample ID: HEN-34

Matrix: GROUNDWATER

Collection Date: 05/31/2023 10:39

Analyses	Certification	RL	Qual	Result	Units	DF	Date Analyzed	Batch
SEE ATTACHED FOR SUBCONTRACTING ANALYSIS								
Subcontracted Analysis	*	0		See Attached		1	07/05/2023 16:26	R331495



Laboratory Results

ATTACHMENT B.
 845 QUARTERLY REPORT - QUARTER 2, 2023
 HENNEPIN POWER PLANT, ASH PONDS NO. 2 AND NO. 4
 HEN-845-802-805

<http://www.teklabinc.com/>

Client: Ramboll
Client Project: HEN-23Q2

Work Order: 23051601
Report Date: 13-Jul-23

Lab ID: 23051601-020

Client Sample ID: HEN-35

Matrix: GROUNDWATER

Collection Date: 05/31/2023 10:09

Analyses	Certification	RL	Qual	Result	Units	DF	Date Analyzed	Batch
SEE ATTACHED FOR SUBCONTRACTING ANALYSIS								
Subcontracted Analysis	*	0		See Attached		1	07/05/2023 16:26	R331495



Laboratory Results

ATTACHMENT B.
 845 QUARTERLY REPORT - QUARTER 2, 2023
 HENNEPIN POWER PLANT, ASH PONDS NO. 2 AND NO. 4
 HEN-845-802-805

<http://www.teklabinc.com/>

Client: Ramboll
Client Project: HEN-23Q2
Lab ID: 23051601-021
Matrix: GROUNDWATER

Work Order: 23051601
Report Date: 13-Jul-23
Client Sample ID: HEN-45#S
Collection Date: 06/01/2023 11:06

Analyses	Certification	RL	Qual	Result	Units	DF	Date Analyzed	Batch
SEE ATTACHED FOR SUBCONTRACTING ANALYSIS								
Subcontracted Analysis	*	0		See Attached		1	07/05/2023 16:26	R331495



Laboratory Results

ATTACHMENT B.
845 QUARTERLY REPORT - QUARTER 2, 2023
HENNEPIN POWER PLANT, ASH PONDS NO. 2 AND NO. 4
HEN-845-802-805

<http://www.teklabinc.com/>

Client: Ramboll
Client Project: HEN-23Q2
Lab ID: 23051601-022
Matrix: GROUNDWATER

Work Order: 23051601
Report Date: 13-Jul-23
Client Sample ID: HEN-46
Collection Date: 05/31/2023 11:00

Analyses	Certification	RL	Qual	Result	Units	DF	Date Analyzed	Batch
SEE ATTACHED FOR SUBCONTRACTING ANALYSIS								
Subcontracted Analysis	*	0		See Attached		1	07/05/2023 16:26	R331495



Laboratory Results

ATTACHMENT B.
 845 QUARTERLY REPORT - QUARTER 2, 2023
 HENNEPIN POWER PLANT, ASH PONDS NO. 2 AND NO. 4
 HEN-845-802-805

<http://www.teklabinc.com/>

Client: Ramboll
Client Project: HEN-23Q2
Lab ID: 23051601-023
Matrix: GROUNDWATER

Work Order: 23051601
Report Date: 13-Jul-23
Client Sample ID: HEN-47
Collection Date: 05/31/2023 9:56

Analyses	Certification	RL	Qual	Result	Units	DF	Date Analyzed	Batch
SEE ATTACHED FOR SUBCONTRACTING ANALYSIS								
Subcontracted Analysis	*	0		See Attached		1	07/05/2023 16:26	R331495



Laboratory Results

ATTACHMENT B.
 845 QUARTERLY REPORT - QUARTER 2, 2023
 HENNEPIN POWER PLANT, ASH PONDS NO. 2 AND NO. 4
 HEN-845-802-805

<http://www.teklabinc.com/>

Client: Ramboll
Client Project: HEN-23Q2
Lab ID: 23051601-024
Matrix: GROUNDWATER

Work Order: 23051601
Report Date: 13-Jul-23
Client Sample ID: HEN-49
Collection Date: 05/31/2023 12:19

Analyses	Certification	RL	Qual	Result	Units	DF	Date Analyzed	Batch
SEE ATTACHED FOR SUBCONTRACTING ANALYSIS								
Subcontracted Analysis	*	0		See Attached		1	07/05/2023 16:26	R331495



Laboratory Results

ATTACHMENT B.
 845 QUARTERLY REPORT - QUARTER 2, 2023
 HENNEPIN POWER PLANT, ASH PONDS NO. 2 AND NO. 4
 HEN-845-802-805

<http://www.teklabinc.com/>

Client: Ramboll
Client Project: HEN-23Q2
Lab ID: 23051601-025
Matrix: GROUNDWATER

Work Order: 23051601
Report Date: 13-Jul-23
Client Sample ID: HEN-50
Collection Date: 05/31/2023 13:37

Analyses	Certification	RL	Qual	Result	Units	DF	Date Analyzed	Batch
SEE ATTACHED FOR SUBCONTRACTING ANALYSIS								
Subcontracted Analysis	*	0		See Attached		1	07/05/2023 16:26	R331495



Laboratory Results

ATTACHMENT B.
 845 QUARTERLY REPORT - QUARTER 2, 2023
 HENNEPIN POWER PLANT, ASH PONDS NO. 2 AND NO. 4
 HEN-845-802-805

<http://www.teklabinc.com/>

Client: Ramboll
Client Project: HEN-23Q2
Lab ID: 23051601-026
Matrix: GROUNDWATER

Work Order: 23051601
Report Date: 13-Jul-23
Client Sample ID: HEN-51
Collection Date: 05/31/2023 11:37

Analyses	Certification	RL	Qual	Result	Units	DF	Date Analyzed	Batch
SEE ATTACHED FOR SUBCONTRACTING ANALYSIS								
Subcontracted Analysis	*	0		See Attached		1	07/05/2023 16:26	R331495



Laboratory Results

ATTACHMENT B.
 845 QUARTERLY REPORT - QUARTER 2, 2023
 HENNEPIN POWER PLANT, ASH PONDS NO. 2 AND NO. 4
 HEN-845-802-805

<http://www.teklabinc.com/>

Client: Ramboll
Client Project: HEN-23Q2
Lab ID: 23051601-027
Matrix: GROUNDWATER

Work Order: 23051601
Report Date: 13-Jul-23
Client Sample ID: HEN-52
Collection Date: 06/01/2023 10:29

Analyses	Certification	RL	Qual	Result	Units	DF	Date Analyzed	Batch
SEE ATTACHED FOR SUBCONTRACTING ANALYSIS								
Subcontracted Analysis	*	0		See Attached		1	07/05/2023 16:26	R331495



Laboratory Results

ATTACHMENT B.
845 QUARTERLY REPORT - QUARTER 2, 2023
HENNEPIN POWER PLANT, ASH PONDS NO. 2 AND NO. 4
HEN-845-802-805

<http://www.teklabinc.com/>

Client: Ramboll
Client Project: HEN-23Q2
Lab ID: 23051601-028
Matrix: GROUNDWATER

Work Order: 23051601
Report Date: 13-Jul-23
Client Sample ID: HEN-54
Collection Date: 05/31/2023 10:27

Analyses	Certification	RL	Qual	Result	Units	DF	Date Analyzed	Batch
SEE ATTACHED FOR SUBCONTRACTING ANALYSIS								
Subcontracted Analysis	*	0		See Attached		1	07/05/2023 16:26	R331495



Laboratory Results

ATTACHMENT B.
845 QUARTERLY REPORT - QUARTER 2, 2023
HENNEPIN POWER PLANT, ASH PONDS NO. 2 AND NO. 4
HEN-845-802-805

<http://www.teklabinc.com/>

Client: Ramboll
Client Project: HEN-23Q2
Lab ID: 23051601-029
Matrix: AQUEOUS

Work Order: 23051601
Report Date: 13-Jul-23
Client Sample ID: Field Blank
Collection Date: 06/01/2023 8:22

Analyses	Certification	RL	Qual	Result	Units	DF	Date Analyzed	Batch
SEE ATTACHED FOR SUBCONTRACTING ANALYSIS								
Subcontracted Analysis	*	0		See Attached		1	07/05/2023 16:26	R331495



Laboratory Results

ATTACHMENT B.
 845 QUARTERLY REPORT - QUARTER 2, 2023
 HENNEPIN POWER PLANT, ASH PONDS NO. 2 AND NO. 4
 HEN-845-802-805

<http://www.teklabinc.com/>

Client: Ramboll
Client Project: HEN-23Q2

Work Order: 23051601
Report Date: 13-Jul-23

Lab ID: 23051601-030

Client Sample ID: HEN-08 Duplicate

Matrix: GROUNDWATER

Collection Date: 06/01/2023 8:54

Analyses	Certification	RL	Qual	Result	Units	DF	Date Analyzed	Batch
SEE ATTACHED FOR SUBCONTRACTING ANALYSIS								
Subcontracted Analysis	*	0		See Attached		1	07/05/2023 21:27	R331495



Sample Summary

<http://www.teklabinc.com/>

Client: Ramboll
Client Project: HEN-23Q2

Work Order: 23051601
Report Date: 13-Jul-23

Lab Sample ID	Client Sample ID	Matrix	Fractions	Collection Date
23051601-001	HEN-03R	Groundwater	1	05/31/2023 13:12
23051601-002	HEN-07	Groundwater	1	06/01/2023 11:45
23051601-003	HEN-08	Groundwater	1	06/01/2023 8:54
23051601-004	HEN-08D	Groundwater	1	05/31/2023 15:10
23051601-005	HEN-12	Groundwater	1	05/31/2023 11:37
23051601-006	HEN-13	Groundwater	1	05/31/2023 12:04
23051601-007	HEN-16	Groundwater	1	06/01/2023 9:40
23051601-008	HEN-17	Groundwater	1	06/01/2023 10:08
23051601-009	HEN-18#S	Groundwater	1	05/31/2023 14:15
23051601-010	HEN-18&D	Groundwater	1	05/31/2023 13:49
23051601-011	HEN-21R	Groundwater	1	05/31/2023 11:09
23051601-012	HEN-22	Groundwater	1	05/31/2023 14:01
23051601-013	HEN-22&D	Groundwater	1	05/31/2023 14:19
23051601-014	HEN-23	Groundwater	1	05/31/2023 12:00
23051601-015	HEN-25	Groundwater	1	05/31/2023 12:59
23051601-016	HEN-26	Groundwater	1	05/31/2023 12:41
23051601-017	HEN-27	Groundwater	1	05/31/2023 9:15
23051601-018	HEN-32	Groundwater	1	05/31/2023 9:46
23051601-019	HEN-34	Groundwater	1	05/31/2023 10:39
23051601-020	HEN-35	Groundwater	1	05/31/2023 10:09
23051601-021	HEN-45#S	Groundwater	1	06/01/2023 11:06
23051601-022	HEN-46	Groundwater	1	05/31/2023 11:00
23051601-023	HEN-47	Groundwater	1	05/31/2023 9:56
23051601-024	HEN-49	Groundwater	1	05/31/2023 12:19
23051601-025	HEN-50	Groundwater	1	05/31/2023 13:37
23051601-026	HEN-51	Groundwater	1	05/31/2023 11:37
23051601-027	HEN-52	Groundwater	1	06/01/2023 10:29
23051601-028	HEN-54	Groundwater	1	05/31/2023 10:27
23051601-029	Field Blank	Aqueous	1	06/01/2023 8:22
23051601-030	HEN-08 Duplicate	Groundwater	1	06/01/2023 8:54



Dates Report

<http://www.teklabinc.com/>

Client: Ramboll
Client Project: HEN-23Q2

Work Order: 23051601
Report Date: 13-Jul-23

Sample ID	Client Sample ID	Collection Date	Received Date	Prep Date/Time	Analysis Date/Time
23051601-001A	HEN-03R	05/31/2023 13:12	06/01/2023 12:08		
	See Attached for Subcontracting Analysis				07/03/2023 16:14
23051601-002A	HEN-07	06/01/2023 11:45	06/01/2023 16:00		
	See Attached for Subcontracting Analysis				07/03/2023 16:14
23051601-003A	HEN-08	06/01/2023 8:54	06/01/2023 16:00		
	See Attached for Subcontracting Analysis				07/03/2023 16:14
23051601-004A	HEN-08D	05/31/2023 15:10	06/01/2023 12:08		
	See Attached for Subcontracting Analysis				07/03/2023 16:14
23051601-005A	HEN-12	05/31/2023 11:37	06/01/2023 12:08		
	See Attached for Subcontracting Analysis				07/03/2023 16:14
23051601-006A	HEN-13	05/31/2023 12:04	06/01/2023 12:08		
	See Attached for Subcontracting Analysis				07/03/2023 16:14
23051601-007A	HEN-16	06/01/2023 9:40	06/01/2023 16:00		
	See Attached for Subcontracting Analysis				07/03/2023 16:14
23051601-008A	HEN-17	06/01/2023 10:08	06/01/2023 16:00		
	See Attached for Subcontracting Analysis				07/03/2023 16:14
23051601-009A	HEN-18#S	05/31/2023 14:15	06/01/2023 12:08		
	See Attached for Subcontracting Analysis				07/03/2023 16:14
23051601-010A	HEN-18&D	05/31/2023 13:49	06/01/2023 12:08		
	See Attached for Subcontracting Analysis				07/05/2023 16:26
23051601-011A	HEN-21R	05/31/2023 11:09	06/01/2023 12:08		
	See Attached for Subcontracting Analysis				07/05/2023 16:26
23051601-012A	HEN-22	05/31/2023 14:01	06/01/2023 12:08		
	See Attached for Subcontracting Analysis				07/05/2023 16:26
23051601-013A	HEN-22&D	05/31/2023 14:19	06/01/2023 12:08		
	See Attached for Subcontracting Analysis				07/05/2023 16:26
23051601-014A	HEN-23	05/31/2023 12:00	06/01/2023 12:08		
	See Attached for Subcontracting Analysis				07/05/2023 16:26
23051601-015A	HEN-25	05/31/2023 12:59	06/01/2023 12:08		
	See Attached for Subcontracting Analysis				07/05/2023 16:26
23051601-016A	HEN-26	05/31/2023 12:41	06/01/2023 12:08		
	See Attached for Subcontracting Analysis				07/05/2023 16:26
23051601-017A	HEN-27	05/31/2023 9:15	06/01/2023 12:08		
	See Attached for Subcontracting Analysis				07/05/2023 16:26
23051601-018A	HEN-32	05/31/2023 9:46	06/01/2023 12:08		



Dates Report

<http://www.teklabinc.com/>

Client: Ramboll

Work Order: 23051601

Client Project: HEN-23Q2

Report Date: 13-Jul-23

Sample ID	Client Sample ID	Collection Date	Received Date	Prep Date/Time	Analysis Date/Time
	See Attached for Subcontracting Analysis				07/05/2023 16:26
23051601-019A	HEN-34	05/31/2023 10:39	06/01/2023 12:08		
	See Attached for Subcontracting Analysis				07/05/2023 16:26
23051601-020A	HEN-35	05/31/2023 10:09	06/01/2023 12:08		
	See Attached for Subcontracting Analysis				07/05/2023 16:26
23051601-021A	HEN-45#S	06/01/2023 11:06	06/01/2023 16:00		
	See Attached for Subcontracting Analysis				07/05/2023 16:26
23051601-022A	HEN-46	05/31/2023 11:00	06/01/2023 12:08		
	See Attached for Subcontracting Analysis				07/05/2023 16:26
23051601-023A	HEN-47	05/31/2023 9:56	06/01/2023 12:08		
	See Attached for Subcontracting Analysis				07/05/2023 16:26
23051601-024A	HEN-49	05/31/2023 12:19	06/01/2023 12:08		
	See Attached for Subcontracting Analysis				07/05/2023 16:26
23051601-025A	HEN-50	05/31/2023 13:37	06/01/2023 12:08		
	See Attached for Subcontracting Analysis				07/05/2023 16:26
23051601-026A	HEN-51	05/31/2023 11:37	06/01/2023 12:08		
	See Attached for Subcontracting Analysis				07/05/2023 16:26
23051601-027A	HEN-52	06/01/2023 10:29	06/01/2023 16:00		
	See Attached for Subcontracting Analysis				07/05/2023 16:26
23051601-028A	HEN-54	05/31/2023 10:27	06/01/2023 12:08		
	See Attached for Subcontracting Analysis				07/05/2023 16:26
23051601-029A	Field Blank	06/01/2023 8:22	06/01/2023 12:08		
	See Attached for Subcontracting Analysis				07/05/2023 16:26
23051601-030A	HEN-08 Duplicate	06/01/2023 8:54	06/01/2023 16:00		
	See Attached for Subcontracting Analysis				07/05/2023 21:27



Receiving Check List

<http://www.teklabinc.com/>

Client: Ramboll
Client Project: HEN-23Q2

Work Order: 23051601
Report Date: 13-Jul-23

Carrier: Joe Riley

Received By: ANC

Completed by:

Allison Colin

Reviewed by:

Ellie Hopkins

On:

02-Jun-23

Allison Colin

On:

02-Jun-23

Ellie Hopkins

Pages to follow: Chain of custody Extra pages included

- Shipping container/cooler in good condition? Yes No Not Present Temp °C **5.4**
- Type of thermal preservation? None Ice Blue Ice Dry Ice
- Chain of custody present? Yes No
- Chain of custody signed when relinquished and received? Yes No
- Chain of custody agrees with sample labels? Yes No
- Samples in proper container/bottle? Yes No
- Sample containers intact? Yes No
- Sufficient sample volume for indicated test? Yes No
- All samples received within holding time? Yes No
- Reported field parameters measured: Field Lab NA
- Container/Temp Blank temperature in compliance? Yes No

When thermal preservation is required, samples are compliant with a temperature between 0.1°C - 6.0°C, or when samples are received on ice the same day as collected.

- Water – at least one vial per sample has zero headspace? Yes No No VOA vials
- Water - TOX containers have zero headspace? Yes No No TOX containers
- Water - pH acceptable upon receipt? Yes No NA
- NPDES/CWA TCN interferences checked/treated in the field? Yes No NA

Any No responses must be detailed below or on the COC.

pH strip #88374. - TWM/acolin - 6/1/2023 3:23:50 PM

Per Joe Riley, 22 and 22D bottles were switched in the field. - EAH 6/1/23

Samples collected on 6/1/23 were delivered same-day at 14.4C (on ice - LTG 5). - ehurley - 6/5/2023 3:57:25 PM

CHAIN-OF-CUSTODY / Analytical Request Document

WATERBURY NINEPIN POWER PLANT, ASH PONDS NO. 2 AND NO. 4

The Chain-of-Custody is a LEGAL DOCUMENT. All relevant fields must be completed accurately.

HEN-845-802-805

Section A Required Client Information:		Section B Required Project Information:		Section C Invoice Information:		REGULATORY AGENCY		
Company: Vistra Corp		Report To: Brian Voelker		Attention: Jason Stuckey		NPDES GROUND WATER DRINKING WATER		
Address: 13498 E. 900th St		Copy To: Jason Stuckey		Company Name: Vistra Corp		UST RCRA OTHER		
Email To: Brian.Voelker@VistraCorp.com		Purchase Order No.:		Address: see Section A		Site Location		
Phone: (217) 753-8911 Fax:		Project Name:		Quote Reference:		STATE: IL		
Requested Due Date/TAT: 10 day		Project Number: 2285		Project Manager:		Profile #:		

ITEM #	Section D Required Client Information	Valid Matrix Codes MATRIX CODE	COLLECTED	SAMPLE TEMP AT COLLECTION	# OF CONTAINERS	Preservatives											Requested Analysis Filtered (Y/N)											Project No./ Lab I.D.			
						DATE	TIME	Unpreserved	H ₂ SO ₄	HNO ₃	HCl	NaOH	Na ₂ S ₂ O ₃	Methanol	Other	Analysis Test ↑	Y/N	HEN-257-802	HEN-257-803	HEN-257-804	HEN-811-801	HEN-845-802-805	HEN-845-803	HEN-845-804	HEN-CLOSURE-802-805	HEN-CLOSURE-804	HEN-SUP-000		HEN-WPCP-East	HEN-WPCP-West	Residual Chlorine (Y/N)
1	HEN-22&D ⊕		5-31-23	1119	2	2																								23051601-013	
2	HEN-23		↓	1200	2	2																								014	
3	HEN-25		↓	1259	2	2																								015	
4	HEN-26		↓	1241	2	2																								016	
5	HEN-27		↓	0915	2	2																								017	
6	HEN-30																														
7	HEN-31																														
8	HEN-32		5-31-23	0946	2	2																									018
9	HEN-33																														
10	HEN-34		5-31-23	1039	2	2																									019
11	HEN-35		5-31-23	1009	2	2																									020
12	HEN-36																														
13	HEN-40#S																														
14	HEN-45#S				2	2																									021
15	HEN-46		5-31-23	1100	2	2																									022
16	HEN-47		5-31-23	956	2	2																									023

ADDITIONAL COMMENTS	RELINQUISHED BY / AFFILIATION	DATE	TIME	ACCEPTED BY / AFFILIATION	DATE	TIME	SAMPLE CONDITIONS
HEN-23Q2 Rev 1	<i>[Signature]</i>	6/1/23	12:01	<i>[Signature]</i>	6/1	12:01	

SAMPLER NAME AND SIGNATURE		Temp in °C	Received on Ice (Y/N)	Custody Sealed Cooler (Y/N)	Samples Intact (Y/N)
PRINT Name of SAMPLER:	<i>Joe Ritey</i>				
SIGNATURE of SAMPLER:	<i>[Signature]</i>	DATE Signed (MM/DD/YY):	6/1/23		

CHAIN-OF-CUSTODY / Analytical Request Document

The Chain-of-Custody is a LEGAL DOCUMENT. All relevant fields must be completed accurately.

Section A Required Client Information:		Section B Required Project Information:		Section C Invoice Information:		Page: 3 of 3	
Company: Vistra Corp		Report To: Brian Voelker		Attention: Jason Stuckey		REGULATORY AGENCY	
Address: 13498 E. 900th St		Copy To: Jason Stuckey		Company Name: Vistra Corp			
Email To: Brian.Voelker@VistraCorp.com		Purchase Order No.:		Address: see Section A		NPDES GROUND WATER DRINKING WATER	
Phone: (217) 753-8911 Fax:		Project Name:		Quote Reference:		UST RCRA OTHER	
Requested Due Date/TAT: 10 day		Project Number: 2285		Project Manager:		Site Location	
				Profile #:		STATE: IL	

ITEM #	Section D Required Client Information	Valid Matrix Codes MATRIX CODE	COLLECTED	SAMPLE TEMP AT COLLECTION	# OF CONTAINERS	Requested Analysis Filtered (Y/N)												Project No./ Lab I.D.							
						Preservatives																			
						Unpreserved	H ₂ SO ₄	HNO ₃	HCl	NaOH	Na ₂ S ₂ O ₃	Methanol	Other	Analysis Test ↓	HEN-257-802	HEN-257-803	HEN-257-804		HEN-811-801	HEN-845-802-805	HEN-845-803	HEN-845-804	HEN-CLOSURE-802-805	HEN-CLOSURE-804	HEN-SUP-000
DATE	TIME	DATE	TIME	DATE	TIME	DATE	TIME	DATE	TIME	DATE	TIME	DATE	TIME	DATE	TIME	DATE	TIME	DATE	TIME	DATE	TIME	DATE	TIME		
1	HEN-49		5/31/23 1219		2																				23051601-024
2	HEN-50		↓ 1357		2																				025
3	HEN-51		↓ 1137		2																				026
4	HEN-52				2																				027
5	HEN-54		5-31-23 1027		2																				028
6	HEN-55																								
7	HEN-XPW01-pore																								
8	HEN-XPW02-pore																								
9	HEN-XPW03-pore																								
10	HEN-XSG01		5/30/23 1403																						
11	HEN-YSG-ILRIVER		↓ 1321																						
12	Field Blank		6/1/23 0822		2																				029
13	HEN-08 Duplicate				2																				030
14																									
15																									
16																									

ADDITIONAL COMMENTS	RELINQUISHED BY / AFFILIATION	DATE	TIME	ACCEPTED BY / AFFILIATION	DATE	TIME	SAMPLE CONDITIONS
HEN-23Q2 Rev 1	<i>[Signature]</i> Tel/ab	6/1/23	12:01	<i>[Signature]</i> Allison Cole	6/11	12:01	

SAMPLER NAME AND SIGNATURE		Temp in °C	Received on Ice (Y/N)	Custody Sealed Cooler (Y/N)	Samples Intact (Y/N)
PRINT Name of SAMPLER: <i>Jason Stuckey</i>					
SIGNATURE of SAMPLER: <i>[Signature]</i>					
DATE Signed (MM/DD/YYYY): <i>6/1/23</i>					

TEKLAB, Inc.

Sample Delivery Group: L1623471
Samples Received: 06/07/2023
Project Number: 23051601
Description:

Report To: Elizabeth Hurley
5445 Horseshoe Lake Road
Collinsville, IL 62234

Entire Report Reviewed By:



Mark W. Beasley
Project Manager

Results relate only to the items tested or calibrated and are reported as rounded values. This test report shall not be reproduced, except in full, without written approval of the laboratory. Where applicable, sampling conducted by Pace Analytical National is performed per guidance provided in laboratory standard operating procedures ENV-SOP-MTJL-0067 and ENV-SOP-MTJL-0068. Where sampling conducted by the customer, results relate to the accuracy of the information provided, and as the samples are received.

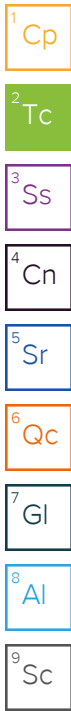
Pace Analytical National

12065 Lebanon Rd Mount Juliet, TN 37122 615-758-5858 800-767-5859 www.pacenational.com

TABLE OF CONTENTS

ATTACHMENT B.
 845 QUARTERLY REPORT - QUARTER 2, 2023
 HENNEPIN POWER PLANT, ASH PONDS NO. 2 AND NO. 4
 HEN-845-802-805

Cp: Cover Page	1
Tc: Table of Contents	2
Ss: Sample Summary	4
Cn: Case Narrative	9
Sr: Sample Results	10
23051601-001 L1623471-01	10
23051601-002 L1623471-02	11
23051601-003 L1623471-03	12
23051601-004 L1623471-04	13
23051601-005 L1623471-05	14
23051601-006 L1623471-06	15
23051601-007 L1623471-07	16
23051601-008 L1623471-08	17
23051601-009 L1623471-09	18
23051601-010 L1623471-10	19
23051601-011 L1623471-11	20
23051601-012 L1623471-12	21
23051601-013 L1623471-13	22
23051601-014 L1623471-14	23
23051601-015 L1623471-15	24
23051601-016 L1623471-16	25
23051601-017 L1623471-17	26
23051601-018 L1623471-18	27
23051601-019 L1623471-19	28
23051601-020 L1623471-20	29
23051601-021 L1623471-21	30
23051601-022 L1623471-22	31
23051601-023 L1623471-23	32
23051601-024 L1623471-24	33
23051601-025 L1623471-25	34
23051601-026 L1623471-26	35
23051601-027 L1623471-27	36
23051601-028 L1623471-28	37
23051601-029 L1623471-29	38
23051601-030 L1623471-30	39
Qc: Quality Control Summary	40
Radiochemistry by Method 904/9320	40
Radiochemistry by Method SM7500Ra B M	43
Gl: Glossary of Terms	46
Al: Accreditations & Locations	47



Sc: Sample Chain of Custody

¹Cp

²Tc

³Ss

⁴Cn

⁵Sr

⁶Qc

⁷Gl

⁸Al

⁹Sc

SAMPLE SUMMARY

ATTACHMENT B.
 845 QUARTERLY REPORT - QUARTER 2, 2023
 HENNEPIN POWER PLANT TAILPOND NO. 2 AND NO. 4
 HEN-845-802-805

23051601-001 L1623471-01 Non-Potable Water

05/31/23 13:12 06/07/23 10:30

Method	Batch	Dilution	Preparation date/time	Analysis date/time	Analyst	Location
Radiochemistry by Method 904/9320	WG2084727	1	06/26/23 18:37	07/03/23 16:14	SNR	Mt. Juliet, TN
Radiochemistry by Method Calculation	WG2087358	1	06/30/23 15:34	07/06/23 00:10	SNR	Mt. Juliet, TN
Radiochemistry by Method SM7500Ra B M	WG2087358	1	06/30/23 15:34	07/06/23 00:10	RGT	Mt. Juliet, TN

Collected by
 Collected date/time
 Received date/time
 06/01/23 11:45 06/07/23 10:30

23051601-002 L1623471-02 Non-Potable Water

Method	Batch	Dilution	Preparation date/time	Analysis date/time	Analyst	Location
Radiochemistry by Method 904/9320	WG2084727	1	06/26/23 18:37	07/03/23 16:14	SNR	Mt. Juliet, TN
Radiochemistry by Method Calculation	WG2087358	1	06/30/23 15:34	07/06/23 00:10	SNR	Mt. Juliet, TN
Radiochemistry by Method SM7500Ra B M	WG2087358	1	06/30/23 15:34	07/06/23 00:10	RGT	Mt. Juliet, TN

Collected by
 Collected date/time
 Received date/time
 06/01/23 08:54 06/07/23 10:30

23051601-003 L1623471-03 Non-Potable Water

Method	Batch	Dilution	Preparation date/time	Analysis date/time	Analyst	Location
Radiochemistry by Method 904/9320	WG2084727	1	06/26/23 18:37	07/03/23 16:14	SNR	Mt. Juliet, TN
Radiochemistry by Method Calculation	WG2087644	1	07/05/23 11:52	07/06/23 17:45	RGT	Mt. Juliet, TN
Radiochemistry by Method SM7500Ra B M	WG2087644	1	07/05/23 11:52	07/06/23 17:45	RGT	Mt. Juliet, TN

Collected by
 Collected date/time
 Received date/time
 05/31/23 15:10 06/07/23 10:30

23051601-004 L1623471-04 Non-Potable Water

Method	Batch	Dilution	Preparation date/time	Analysis date/time	Analyst	Location
Radiochemistry by Method 904/9320	WG2084727	1	06/26/23 18:37	07/03/23 16:14	SNR	Mt. Juliet, TN
Radiochemistry by Method Calculation	WG2087644	1	07/05/23 11:52	07/06/23 17:45	RGT	Mt. Juliet, TN
Radiochemistry by Method SM7500Ra B M	WG2087644	1	07/05/23 11:52	07/06/23 17:45	RGT	Mt. Juliet, TN

Collected by
 Collected date/time
 Received date/time
 05/31/23 11:37 06/07/23 10:30

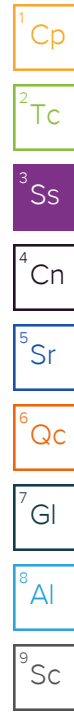
23051601-005 L1623471-05 Non-Potable Water

Method	Batch	Dilution	Preparation date/time	Analysis date/time	Analyst	Location
Radiochemistry by Method 904/9320	WG2084727	1	06/26/23 18:37	07/03/23 16:14	SNR	Mt. Juliet, TN
Radiochemistry by Method Calculation	WG2087644	1	07/05/23 11:52	07/06/23 17:45	RGT	Mt. Juliet, TN
Radiochemistry by Method SM7500Ra B M	WG2087644	1	07/05/23 11:52	07/06/23 17:45	RGT	Mt. Juliet, TN

Collected by
 Collected date/time
 Received date/time
 05/31/23 12:04 06/07/23 10:30

23051601-006 L1623471-06 Non-Potable Water

Method	Batch	Dilution	Preparation date/time	Analysis date/time	Analyst	Location
Radiochemistry by Method 904/9320	WG2084727	1	06/26/23 18:37	07/03/23 16:14	SNR	Mt. Juliet, TN
Radiochemistry by Method Calculation	WG2087644	1	07/05/23 11:52	07/06/23 17:45	RGT	Mt. Juliet, TN
Radiochemistry by Method SM7500Ra B M	WG2087644	1	07/05/23 11:52	07/06/23 17:45	RGT	Mt. Juliet, TN



SAMPLE SUMMARY

ATTACHMENT B.
 845 QUARTERLY REPORT - QUARTER 2, 2023
 HENNEPIN POWER PLANT TAILPOND NO. 2 AND NO. 4
 HEN-845-802-805

23051601-007 L1623471-07 Non-Potable Water

06/01/23 09:40 06/07/23 10:30

Method	Batch	Dilution	Preparation date/time	Analysis date/time	Analyst	Location
Radiochemistry by Method 904/9320	WG2084727	1	06/26/23 18:37	07/03/23 16:14	SNR	Mt. Juliet, TN
Radiochemistry by Method Calculation	WG2087644	1	07/05/23 11:52	07/06/23 17:45	RGT	Mt. Juliet, TN
Radiochemistry by Method SM7500Ra B M	WG2087644	1	07/05/23 11:52	07/06/23 17:45	RGT	Mt. Juliet, TN

Collected by
 Collected date/time
 Received date/time
 06/01/23 10:08 06/07/23 10:30

23051601-008 L1623471-08 Non-Potable Water

Method	Batch	Dilution	Preparation date/time	Analysis date/time	Analyst	Location
Radiochemistry by Method 904/9320	WG2084727	1	06/26/23 18:37	07/03/23 16:14	SNR	Mt. Juliet, TN
Radiochemistry by Method Calculation	WG2087644	1	07/05/23 11:52	07/06/23 17:45	RGT	Mt. Juliet, TN
Radiochemistry by Method SM7500Ra B M	WG2087644	1	07/05/23 11:52	07/06/23 17:45	RGT	Mt. Juliet, TN

Collected by
 Collected date/time
 Received date/time
 05/31/23 14:15 06/07/23 10:30

23051601-009 L1623471-09 Non-Potable Water

Method	Batch	Dilution	Preparation date/time	Analysis date/time	Analyst	Location
Radiochemistry by Method 904/9320	WG2084727	1	06/26/23 18:37	07/03/23 16:14	SNR	Mt. Juliet, TN
Radiochemistry by Method Calculation	WG2087644	1	07/05/23 11:52	07/06/23 17:45	RGT	Mt. Juliet, TN
Radiochemistry by Method SM7500Ra B M	WG2087644	1	07/05/23 11:52	07/06/23 17:45	RGT	Mt. Juliet, TN

Collected by
 Collected date/time
 Received date/time
 05/31/23 13:49 06/07/23 10:30

23051601-010 L1623471-10 Non-Potable Water

Method	Batch	Dilution	Preparation date/time	Analysis date/time	Analyst	Location
Radiochemistry by Method 904/9320	WG2084950	1	06/27/23 11:11	07/05/23 16:26	SNR	Mt. Juliet, TN
Radiochemistry by Method Calculation	WG2087644	1	07/05/23 11:52	07/06/23 17:45	RGT	Mt. Juliet, TN
Radiochemistry by Method SM7500Ra B M	WG2087644	1	07/05/23 11:52	07/06/23 17:45	RGT	Mt. Juliet, TN

Collected by
 Collected date/time
 Received date/time
 05/31/23 11:09 06/07/23 10:30

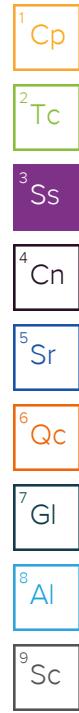
23051601-011 L1623471-11 Non-Potable Water

Method	Batch	Dilution	Preparation date/time	Analysis date/time	Analyst	Location
Radiochemistry by Method 904/9320	WG2084950	1	06/27/23 11:11	07/05/23 16:26	SNR	Mt. Juliet, TN
Radiochemistry by Method Calculation	WG2087644	1	07/05/23 11:52	07/06/23 17:45	RGT	Mt. Juliet, TN
Radiochemistry by Method SM7500Ra B M	WG2087644	1	07/05/23 11:52	07/06/23 17:45	RGT	Mt. Juliet, TN

Collected by
 Collected date/time
 Received date/time
 05/31/23 14:01 06/07/23 10:30

23051601-012 L1623471-12 Non-Potable Water

Method	Batch	Dilution	Preparation date/time	Analysis date/time	Analyst	Location
Radiochemistry by Method 904/9320	WG2084950	1	06/27/23 11:11	07/05/23 16:26	SNR	Mt. Juliet, TN
Radiochemistry by Method Calculation	WG2087644	1	07/05/23 11:52	07/06/23 17:45	RGT	Mt. Juliet, TN
Radiochemistry by Method SM7500Ra B M	WG2087644	1	07/05/23 11:52	07/06/23 17:45	RGT	Mt. Juliet, TN



SAMPLE SUMMARY

ATTACHMENT B.
 845 QUARTERLY REPORT - QUARTER 2, 2023
 HENNEPIN POWER PLANT TAILPOND NO. 2 AND NO. 4
 HEN-845-802-805

23051601-013 L1623471-13 Non-Potable Water

05/31/23 14:19 06/07/23 10:30

Method	Batch	Dilution	Preparation date/time	Analysis date/time	Analyst	Location
Radiochemistry by Method 904/9320	WG2084950	1	06/27/23 11:11	07/05/23 16:26	SNR	Mt. Juliet, TN
Radiochemistry by Method Calculation	WG2087644	1	07/05/23 11:52	07/06/23 17:45	RGT	Mt. Juliet, TN
Radiochemistry by Method SM7500Ra B M	WG2087644	1	07/05/23 11:52	07/06/23 17:45	RGT	Mt. Juliet, TN

Collected by
 Collected date/time
 Received date/time
 05/31/23 12:00 06/07/23 10:30

23051601-014 L1623471-14 Non-Potable Water

Method	Batch	Dilution	Preparation date/time	Analysis date/time	Analyst	Location
Radiochemistry by Method 904/9320	WG2084950	1	06/27/23 11:11	07/05/23 16:26	SNR	Mt. Juliet, TN
Radiochemistry by Method Calculation	WG2087644	1	07/05/23 11:52	07/06/23 17:45	RGT	Mt. Juliet, TN
Radiochemistry by Method SM7500Ra B M	WG2087644	1	07/05/23 11:52	07/06/23 17:45	RGT	Mt. Juliet, TN

Collected by
 Collected date/time
 Received date/time
 05/31/23 12:59 06/07/23 10:30

23051601-015 L1623471-15 Non-Potable Water

Method	Batch	Dilution	Preparation date/time	Analysis date/time	Analyst	Location
Radiochemistry by Method 904/9320	WG2084950	1	06/27/23 11:11	07/05/23 16:26	SNR	Mt. Juliet, TN
Radiochemistry by Method Calculation	WG2087644	1	07/05/23 11:52	07/06/23 17:45	RGT	Mt. Juliet, TN
Radiochemistry by Method SM7500Ra B M	WG2087644	1	07/05/23 11:52	07/06/23 17:45	RGT	Mt. Juliet, TN

Collected by
 Collected date/time
 Received date/time
 05/31/23 12:41 06/07/23 10:30

23051601-016 L1623471-16 Non-Potable Water

Method	Batch	Dilution	Preparation date/time	Analysis date/time	Analyst	Location
Radiochemistry by Method 904/9320	WG2084950	1	06/27/23 11:11	07/05/23 16:26	SNR	Mt. Juliet, TN
Radiochemistry by Method Calculation	WG2087644	1	07/05/23 11:52	07/06/23 17:45	RGT	Mt. Juliet, TN
Radiochemistry by Method SM7500Ra B M	WG2087644	1	07/05/23 11:52	07/06/23 17:45	RGT	Mt. Juliet, TN

Collected by
 Collected date/time
 Received date/time
 05/31/23 09:15 06/07/23 10:30

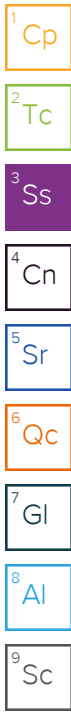
23051601-017 L1623471-17 Non-Potable Water

Method	Batch	Dilution	Preparation date/time	Analysis date/time	Analyst	Location
Radiochemistry by Method 904/9320	WG2084950	1	06/27/23 11:11	07/05/23 16:26	SNR	Mt. Juliet, TN
Radiochemistry by Method Calculation	WG2087644	1	07/05/23 11:52	07/06/23 17:45	RGT	Mt. Juliet, TN
Radiochemistry by Method SM7500Ra B M	WG2087644	1	07/05/23 11:52	07/06/23 17:45	RGT	Mt. Juliet, TN

Collected by
 Collected date/time
 Received date/time
 05/31/23 09:46 06/07/23 10:30

23051601-018 L1623471-18 Non-Potable Water

Method	Batch	Dilution	Preparation date/time	Analysis date/time	Analyst	Location
Radiochemistry by Method 904/9320	WG2084950	1	06/27/23 11:11	07/05/23 16:26	SNR	Mt. Juliet, TN
Radiochemistry by Method Calculation	WG2087644	1	07/05/23 11:52	07/06/23 17:45	RGT	Mt. Juliet, TN
Radiochemistry by Method SM7500Ra B M	WG2087644	1	07/05/23 11:52	07/06/23 17:45	RGT	Mt. Juliet, TN



SAMPLE SUMMARY

ATTACHMENT B.
 845 QUARTERLY REPORT - QUARTER 2, 2023
 HENNEPIN POWER PLANT TAILPOND NO. 2 AND NO. 4
 HEN-845-802-805

23051601-019 L1623471-19 Non-Potable Water

05/31/23 10:39 06/07/23 10:30

Method	Batch	Dilution	Preparation date/time	Analysis date/time	Analyst	Location
Radiochemistry by Method 904/9320	WG2084950	1	06/27/23 11:11	07/05/23 16:26	SNR	Mt. Juliet, TN
Radiochemistry by Method Calculation	WG2087644	1	07/05/23 11:52	07/06/23 17:45	RGT	Mt. Juliet, TN
Radiochemistry by Method SM7500Ra B M	WG2087644	1	07/05/23 11:52	07/06/23 17:45	RGT	Mt. Juliet, TN

Collected by
 Collected date/time
 Received date/time
 05/31/23 10:09 06/07/23 10:30

23051601-020 L1623471-20 Non-Potable Water

Method	Batch	Dilution	Preparation date/time	Analysis date/time	Analyst	Location
Radiochemistry by Method 904/9320	WG2084950	1	06/27/23 11:11	07/05/23 16:26	SNR	Mt. Juliet, TN
Radiochemistry by Method Calculation	WG2089290	1	07/05/23 13:39	07/06/23 21:21	RGT	Mt. Juliet, TN
Radiochemistry by Method SM7500Ra B M	WG2089290	1	07/05/23 13:39	07/06/23 21:21	RGT	Mt. Juliet, TN

Collected by
 Collected date/time
 Received date/time
 06/01/23 11:06 06/07/23 10:30

23051601-021 L1623471-21 Non-Potable Water

Method	Batch	Dilution	Preparation date/time	Analysis date/time	Analyst	Location
Radiochemistry by Method 904/9320	WG2084950	1	06/27/23 11:11	07/05/23 16:26	SNR	Mt. Juliet, TN
Radiochemistry by Method Calculation	WG2089290	1	07/05/23 13:39	07/06/23 21:21	RGT	Mt. Juliet, TN
Radiochemistry by Method SM7500Ra B M	WG2089290	1	07/05/23 13:39	07/06/23 21:21	RGT	Mt. Juliet, TN

Collected by
 Collected date/time
 Received date/time
 05/31/23 11:00 06/07/23 10:30

23051601-022 L1623471-22 Non-Potable Water

Method	Batch	Dilution	Preparation date/time	Analysis date/time	Analyst	Location
Radiochemistry by Method 904/9320	WG2084950	1	06/27/23 11:11	07/05/23 16:26	SNR	Mt. Juliet, TN
Radiochemistry by Method Calculation	WG2089290	1	07/05/23 13:39	07/06/23 21:21	RGT	Mt. Juliet, TN
Radiochemistry by Method SM7500Ra B M	WG2089290	1	07/05/23 13:39	07/06/23 21:21	RGT	Mt. Juliet, TN

Collected by
 Collected date/time
 Received date/time
 05/31/23 09:56 06/07/23 10:30

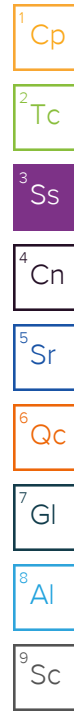
23051601-023 L1623471-23 Non-Potable Water

Method	Batch	Dilution	Preparation date/time	Analysis date/time	Analyst	Location
Radiochemistry by Method 904/9320	WG2084950	1	06/27/23 11:11	07/05/23 16:26	SNR	Mt. Juliet, TN
Radiochemistry by Method Calculation	WG2089290	1	07/05/23 13:39	07/06/23 21:21	RGT	Mt. Juliet, TN
Radiochemistry by Method SM7500Ra B M	WG2089290	1	07/05/23 13:39	07/06/23 21:21	RGT	Mt. Juliet, TN

Collected by
 Collected date/time
 Received date/time
 05/31/23 12:19 06/07/23 10:30

23051601-024 L1623471-24 Non-Potable Water

Method	Batch	Dilution	Preparation date/time	Analysis date/time	Analyst	Location
Radiochemistry by Method 904/9320	WG2084950	1	06/27/23 11:11	07/05/23 16:26	SNR	Mt. Juliet, TN
Radiochemistry by Method Calculation	WG2089290	1	07/05/23 13:39	07/06/23 21:21	RGT	Mt. Juliet, TN
Radiochemistry by Method SM7500Ra B M	WG2089290	1	07/05/23 13:39	07/06/23 21:21	RGT	Mt. Juliet, TN



SAMPLE SUMMARY

ATTACHMENT B.
 845 QUARTERLY REPORT - QUARTER 2, 2023
 HENNEPIN POWER PLANT TAILPOND NO. 2 AND NO. 4
 HEN-845-802-805

23051601-025 L1623471-25 Non-Potable Water

05/31/23 13:37 06/07/23 10:30

Method	Batch	Dilution	Preparation date/time	Analysis date/time	Analyst	Location
Radiochemistry by Method 904/9320	WG2084950	1	06/27/23 11:11	07/05/23 16:26	SNR	Mt. Juliet, TN
Radiochemistry by Method Calculation	WG2089290	1	07/05/23 13:39	07/06/23 21:21	RGT	Mt. Juliet, TN
Radiochemistry by Method SM7500Ra B M	WG2089290	1	07/05/23 13:39	07/06/23 21:21	RGT	Mt. Juliet, TN

Collected by
 Collected date/time
 Received date/time
 05/31/23 11:37 06/07/23 10:30

23051601-026 L1623471-26 Non-Potable Water

Method	Batch	Dilution	Preparation date/time	Analysis date/time	Analyst	Location
Radiochemistry by Method 904/9320	WG2084950	1	06/27/23 11:11	07/05/23 16:26	SNR	Mt. Juliet, TN
Radiochemistry by Method Calculation	WG2089290	1	07/05/23 13:39	07/06/23 21:21	RGT	Mt. Juliet, TN
Radiochemistry by Method SM7500Ra B M	WG2089290	1	07/05/23 13:39	07/06/23 21:21	RGT	Mt. Juliet, TN

Collected by
 Collected date/time
 Received date/time
 06/01/23 10:29 06/07/23 10:30

23051601-027 L1623471-27 Non-Potable Water

Method	Batch	Dilution	Preparation date/time	Analysis date/time	Analyst	Location
Radiochemistry by Method 904/9320	WG2084950	1	06/27/23 11:11	07/05/23 16:26	SNR	Mt. Juliet, TN
Radiochemistry by Method Calculation	WG2089290	1	07/05/23 13:39	07/06/23 21:21	RGT	Mt. Juliet, TN
Radiochemistry by Method SM7500Ra B M	WG2089290	1	07/05/23 13:39	07/06/23 21:21	RGT	Mt. Juliet, TN

Collected by
 Collected date/time
 Received date/time
 05/31/23 10:27 06/07/23 10:30

23051601-028 L1623471-28 Non-Potable Water

Method	Batch	Dilution	Preparation date/time	Analysis date/time	Analyst	Location
Radiochemistry by Method 904/9320	WG2084950	1	06/27/23 11:11	07/05/23 16:26	SNR	Mt. Juliet, TN
Radiochemistry by Method Calculation	WG2089290	1	07/05/23 13:39	07/06/23 21:21	RGT	Mt. Juliet, TN
Radiochemistry by Method SM7500Ra B M	WG2089290	1	07/05/23 13:39	07/06/23 21:21	RGT	Mt. Juliet, TN

Collected by
 Collected date/time
 Received date/time
 06/01/23 08:22 06/07/23 10:30

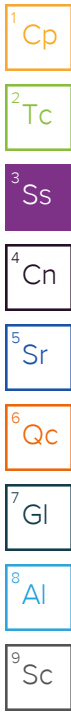
23051601-029 L1623471-29 Non-Potable Water

Method	Batch	Dilution	Preparation date/time	Analysis date/time	Analyst	Location
Radiochemistry by Method 904/9320	WG2084950	1	06/27/23 11:11	07/05/23 16:26	SNR	Mt. Juliet, TN
Radiochemistry by Method Calculation	WG2089290	1	07/05/23 13:39	07/06/23 21:21	RGT	Mt. Juliet, TN
Radiochemistry by Method SM7500Ra B M	WG2089290	1	07/05/23 13:39	07/06/23 21:21	RGT	Mt. Juliet, TN

Collected by
 Collected date/time
 Received date/time
 06/01/23 08:54 06/07/23 10:30

23051601-030 L1623471-30 Non-Potable Water

Method	Batch	Dilution	Preparation date/time	Analysis date/time	Analyst	Location
Radiochemistry by Method 904/9320	WG2085377	1	06/29/23 16:49	07/05/23 21:27	SNR	Mt. Juliet, TN
Radiochemistry by Method Calculation	WG2089290	1	07/05/23 13:39	07/06/23 21:21	SNR	Mt. Juliet, TN
Radiochemistry by Method SM7500Ra B M	WG2089290	1	07/05/23 13:39	07/06/23 21:21	RGT	Mt. Juliet, TN



CASE NARRATIVE

ATTACHMENT B.
845 QUARTERLY REPORT - QUARTER 2, 2023
HENNEPIN POWER PLANT, ASH PONDS NO. 2 AND NO. 4
HEN-845-802-805

All sample aliquots were received at the correct temperature, in the proper containers, with the appropriate preservatives, and within method specified holding times, unless qualified or notated within the report. Where applicable, all MDL (LOD) and RDL (LOQ) values reported for environmental samples have been corrected for the dilution factor used in the analysis. All radiochemical sample results for solids are reported on a dry weight basis with the exception of tritium, carbon-14 and radon, unless wet weight was requested by the client. All Method and Batch Quality Control are within established criteria except where addressed in this case narrative, a non-conformance form or properly qualified within the sample results. By my digital signature below, I affirm to the best of my knowledge, all problems/anomalies observed by the laboratory as having the potential to affect the quality of the data have been identified by the laboratory, and no information or data have been knowingly withheld that would affect the quality of the data.



Mark W. Beasley
Project Manager

¹ Cp

² Tc

³ Ss

⁴ Cn

⁵ Sr

⁶ Qc

⁷ Gl

⁸ Al

⁹ Sc

Radiochemistry by Method 904/9320

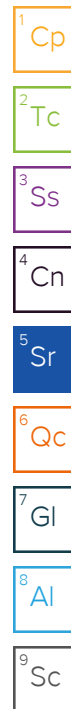
Analyte	Result	Qualifier	Uncertainty	MDA	Analysis Date	Batch
	pCi/l		+ / -	pCi/l	date / time	
RADIUM-228	0.558	J	0.405	0.724	07/03/2023 16:14	WG2084727
(T) Barium	110			30.0-143	07/03/2023 16:14	WG2084727
(T) Yttrium	86.7			30.0-136	07/03/2023 16:14	WG2084727

Radiochemistry by Method Calculation

Analyte	Result	Qualifier	Uncertainty	MDA	Analysis Date	Batch
	pCi/l		+ / -	pCi/l	date / time	
Combined Radium	0.807		0.483	0.806	07/06/2023 00:10	WG2087358

Radiochemistry by Method SM7500Ra B M

Analyte	Result	Qualifier	Uncertainty	MDA	Analysis Date	Batch
	pCi/l		+ / -	pCi/l	date / time	
RADIUM-226	0.249	J	0.264	0.354	07/06/2023 00:10	WG2087358
(T) Barium-133	99.0			30.0-143	07/06/2023 00:10	WG2087358



Radiochemistry by Method 904/9320

Analyte	Result	Qualifier	Uncertainty	MDA	Analysis Date	Batch
	pCi/l		+ / -	pCi/l	date / time	
RADIUM-228	-0.465	<u>U</u>	0.256	0.480	07/03/2023 16:14	WG2084727
(T) Barium	105			30.0-143	07/03/2023 16:14	WG2084727
(T) Yttrium	108			30.0-136	07/03/2023 16:14	WG2084727

Radiochemistry by Method Calculation

Analyte	Result	Qualifier	Uncertainty	MDA	Analysis Date	Batch
	pCi/l		+ / -	pCi/l	date / time	
Combined Radium	0.203	<u>U</u>	0.337	0.562	07/06/2023 00:10	WG2087358

Radiochemistry by Method SM7500Ra B M

Analyte	Result	Qualifier	Uncertainty	MDA	Analysis Date	Batch
	pCi/l		+ / -	pCi/l	date / time	
RADIUM-226	0.203	<u>J</u>	0.219	0.292	07/06/2023 00:10	WG2087358
(T) Barium-133	95.3			30.0-143	07/06/2023 00:10	WG2087358



Radiochemistry by Method 904/9320

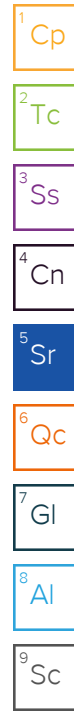
Analyte	Result	Qualifier	Uncertainty	MDA	Analysis Date	Batch
	pCi/l		+ / -	pCi/l	date / time	
RADIUM-228	0.479		0.220	0.387	07/03/2023 16:14	WG2084727
(T) Barium	100			30.0-143	07/03/2023 16:14	WG2084727
(T) Yttrium	115			30.0-136	07/03/2023 16:14	WG2084727

Radiochemistry by Method Calculation

Analyte	Result	Qualifier	Uncertainty	MDA	Analysis Date	Batch
	pCi/l		+ / -	pCi/l	date / time	
Combined Radium	0.598		0.259	0.424	07/06/2023 17:45	WG2087644

Radiochemistry by Method SM7500Ra B M

Analyte	Result	Qualifier	Uncertainty	MDA	Analysis Date	Batch
	pCi/l		+ / -	pCi/l	date / time	
RADIUM-226	0.119	J	0.136	0.174	07/06/2023 17:45	WG2087644
(T) Barium-133	94.2			30.0-143	07/06/2023 17:45	WG2087644



Radiochemistry by Method 904/9320

Analyte	Result	Qualifier	Uncertainty	MDA	Analysis Date	Batch
	pCi/l		+ / -	pCi/l	date / time	
RADIUM-228	0.625		0.216	0.375	07/03/2023 16:14	WG2084727
(T) Barium	94.3			30.0-143	07/03/2023 16:14	WG2084727
(T) Yttrium	111			30.0-136	07/03/2023 16:14	WG2084727

¹Cp

²Tc

³Ss

Radiochemistry by Method Calculation

Analyte	Result	Qualifier	Uncertainty	MDA	Analysis Date	Batch
	pCi/l		+ / -	pCi/l	date / time	
Combined Radium	2.10		0.525	0.459	07/06/2023 17:45	WG2087644

⁴Cn

⁵Sr

Radiochemistry by Method SM7500Ra B M

Analyte	Result	Qualifier	Uncertainty	MDA	Analysis Date	Batch
	pCi/l		+ / -	pCi/l	date / time	
RADIUM-226	1.47		0.478	0.264	07/06/2023 17:45	WG2087644
(T) Barium-133	92.7			30.0-143	07/06/2023 17:45	WG2087644

⁶Qc

⁷Gl

⁸Al

⁹Sc

Radiochemistry by Method 904/9320

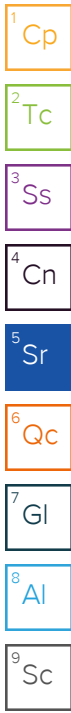
Analyte	Result	Qualifier	Uncertainty	MDA	Analysis Date	Batch
	pCi/l		+ / -	pCi/l	date / time	
RADIUM-228	0.104	<u>U</u>	0.267	0.487	07/03/2023 16:14	WG2084727
(T) Barium	104			30.0-143	07/03/2023 16:14	WG2084727
(T) Yttrium	111			30.0-136	07/03/2023 16:14	WG2084727

Radiochemistry by Method Calculation

Analyte	Result	Qualifier	Uncertainty	MDA	Analysis Date	Batch
	pCi/l		+ / -	pCi/l	date / time	
Combined Radium	2.36		0.569	0.510	07/06/2023 17:45	WG2087644

Radiochemistry by Method SM7500Ra B M

Analyte	Result	Qualifier	Uncertainty	MDA	Analysis Date	Batch
	pCi/l		+ / -	pCi/l	date / time	
RADIUM-226	2.26		0.502	0.152	07/06/2023 17:45	WG2087644
(T) Barium-133	100			30.0-143	07/06/2023 17:45	WG2087644



Radiochemistry by Method 904/9320

Analyte	Result	Qualifier	Uncertainty	MDA	Analysis Date	Batch
	pCi/l		+ / -	pCi/l	date / time	
RADIUM-228	0.0670	<u>U</u>	0.254	0.466	07/03/2023 16:14	WG2084727
(T) Barium	101			30.0-143	07/03/2023 16:14	WG2084727
(T) Yttrium	114			30.0-136	07/03/2023 16:14	WG2084727

Radiochemistry by Method Calculation

Analyte	Result	Qualifier	Uncertainty	MDA	Analysis Date	Batch
	pCi/l		+ / -	pCi/l	date / time	
Combined Radium	1.60		0.530	0.529	07/06/2023 17:45	WG2087644

Radiochemistry by Method SM7500Ra B M

Analyte	Result	Qualifier	Uncertainty	MDA	Analysis Date	Batch
	pCi/l		+ / -	pCi/l	date / time	
RADIUM-226	1.54		0.465	0.250	07/06/2023 17:45	WG2087644
(T) Barium-133	93.6			30.0-143	07/06/2023 17:45	WG2087644

1 Cp

2 Tc

3 Ss

4 Cn

5 Sr

6 Qc

7 Gl

8 Al

9 Sc

Radiochemistry by Method 904/9320

Analyte	Result	Qualifier	Uncertainty	MDA	Analysis Date	Batch
	pCi/l		+ / -	pCi/l	date / time	
RADIUM-228	-0.232	<u>U</u>	0.221	0.414	07/03/2023 16:14	WG2084727
(T) Barium	100			30.0-143	07/03/2023 16:14	WG2084727
(T) Yttrium	113			30.0-136	07/03/2023 16:14	WG2084727

Radiochemistry by Method Calculation

Analyte	Result	Qualifier	Uncertainty	MDA	Analysis Date	Batch
	pCi/l		+ / -	pCi/l	date / time	
Combined Radium	0.0656	<u>U</u>	0.265	0.485	07/06/2023 17:45	WG2087644

Radiochemistry by Method SM7500Ra B M

Analyte	Result	Qualifier	Uncertainty	MDA	Analysis Date	Batch
	pCi/l		+ / -	pCi/l	date / time	
RADIUM-226	0.0656	<u>U</u>	0.146	0.253	07/06/2023 17:45	WG2087644
(T) Barium-133	91.9			30.0-143	07/06/2023 17:45	WG2087644

- 1 Cp
- 2 Tc
- 3 Ss
- 4 Cn
- 5 Sr
- 6 Qc
- 7 Gl
- 8 Al
- 9 Sc

Radiochemistry by Method 904/9320

Analyte	Result	Qualifier	Uncertainty	MDA	Analysis Date	Batch
	pCi/l		+ / -	pCi/l	date / time	
RADIUM-228	0.530		0.260	0.459	07/03/2023 16:14	WG2084727
(T) Barium	107			30.0-143	07/03/2023 16:14	WG2084727
(T) Yttrium	106			30.0-136	07/03/2023 16:14	WG2084727

Radiochemistry by Method Calculation

Analyte	Result	Qualifier	Uncertainty	MDA	Analysis Date	Batch
	pCi/l		+ / -	pCi/l	date / time	
Combined Radium	0.597		0.332	0.581	07/06/2023 17:45	WG2087644

Radiochemistry by Method SM7500Ra B M

Analyte	Result	Qualifier	Uncertainty	MDA	Analysis Date	Batch
	pCi/l		+ / -	pCi/l	date / time	
RADIUM-226	0.0666	<u>U</u>	0.206	0.357	07/06/2023 17:45	WG2087644
(T) Barium-133	91.0			30.0-143	07/06/2023 17:45	WG2087644

1 Cp

2 Tc

3 Ss

4 Cn

5 Sr

6 Qc

7 Gl

8 Al

9 Sc

Radiochemistry by Method 904/9320

Analyte	Result	Qualifier	Uncertainty	MDA	Analysis Date	Batch
	pCi/l		+ / -	pCi/l	date / time	
RADIUM-228	0.292	J	0.226	0.405	07/03/2023 16:14	WG2084727
(T) Barium	107			30.0-143	07/03/2023 16:14	WG2084727
(T) Yttrium	104			30.0-136	07/03/2023 16:14	WG2084727

Radiochemistry by Method Calculation

Analyte	Result	Qualifier	Uncertainty	MDA	Analysis Date	Batch
	pCi/l		+ / -	pCi/l	date / time	
Combined Radium	0.745		0.357	0.466	07/06/2023 17:45	WG2087644

Radiochemistry by Method SM7500Ra B M

Analyte	Result	Qualifier	Uncertainty	MDA	Analysis Date	Batch
	pCi/l		+ / -	pCi/l	date / time	
RADIUM-226	0.453		0.276	0.230	07/06/2023 17:45	WG2087644
(T) Barium-133	94.4			30.0-143	07/06/2023 17:45	WG2087644

1 Cp

2 Tc

3 Ss

4 Cn

5 Sr

6 Qc

7 Gl

8 Al

9 Sc

Radiochemistry by Method 904/9320

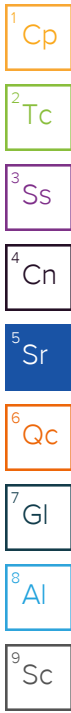
Analyte	Result	Qualifier	Uncertainty	MDA	Analysis Date	Batch
	pCi/l		+ / -	pCi/l	date / time	
RADIUM-228	-0.558	<u>U</u>	0.372	0.686	07/05/2023 16:26	WG2084950
(T) Barium	115			30.0-143	07/05/2023 16:26	WG2084950
(T) Yttrium	110			30.0-136	07/05/2023 16:26	WG2084950

Radiochemistry by Method Calculation

Analyte	Result	Qualifier	Uncertainty	MDA	Analysis Date	Batch
	pCi/l		+ / -	pCi/l	date / time	
Combined Radium	1.06		0.551	0.730	07/06/2023 17:45	WG2087644

Radiochemistry by Method SM7500Ra B M

Analyte	Result	Qualifier	Uncertainty	MDA	Analysis Date	Batch
	pCi/l		+ / -	pCi/l	date / time	
RADIUM-226	1.06		0.407	0.250	07/06/2023 17:45	WG2087644
(T) Barium-133	106			30.0-143	07/06/2023 17:45	WG2087644



Radiochemistry by Method 904/9320

Analyte	Result	Qualifier	Uncertainty	MDA	Analysis Date	Batch
	pCi/l		+ / -	pCi/l	date / time	
RADIUM-228	1.20		0.314	0.532	07/05/2023 16:26	WG2084950
(T) Barium	112			30.0-143	07/05/2023 16:26	WG2084950
(T) Yttrium	122			30.0-136	07/05/2023 16:26	WG2084950

¹Cp

²Tc

³Ss

Radiochemistry by Method Calculation

Analyte	Result	Qualifier	Uncertainty	MDA	Analysis Date	Batch
	pCi/l		+ / -	pCi/l	date / time	
Combined Radium	2.44		0.528	0.600	07/06/2023 17:45	WG2087644

⁴Cn

⁵Sr

Radiochemistry by Method SM7500Ra B M

Analyte	Result	Qualifier	Uncertainty	MDA	Analysis Date	Batch
	pCi/l		+ / -	pCi/l	date / time	
RADIUM-226	1.23		0.424	0.277	07/06/2023 17:45	WG2087644
(T) Barium-133	102			30.0-143	07/06/2023 17:45	WG2087644

⁶Qc

⁷Gl

⁸Al

⁹Sc

Radiochemistry by Method 904/9320

Analyte	Result	Qualifier	Uncertainty	MDA	Analysis Date	Batch
	pCi/l		+ / -	pCi/l	date / time	
RADIUM-228	0.211	<u>U</u>	0.310	0.551	07/05/2023 16:26	WG2084950
(T) Barium	108			30.0-143	07/05/2023 16:26	WG2084950
(T) Yttrium	99.4			30.0-136	07/05/2023 16:26	WG2084950

Radiochemistry by Method Calculation

Analyte	Result	Qualifier	Uncertainty	MDA	Analysis Date	Batch
	pCi/l		+ / -	pCi/l	date / time	
Combined Radium	0.781		0.453	0.638	07/06/2023 17:45	WG2087644

Radiochemistry by Method SM7500Ra B M

Analyte	Result	Qualifier	Uncertainty	MDA	Analysis Date	Batch
	pCi/l		+ / -	pCi/l	date / time	
RADIUM-226	0.570		0.331	0.322	07/06/2023 17:45	WG2087644
(T) Barium-133	96.4			30.0-143	07/06/2023 17:45	WG2087644



Radiochemistry by Method 904/9320

Analyte	Result	Qualifier	Uncertainty	MDA	Analysis Date	Batch
	pCi/l		+ / -	pCi/l	date / time	
RADIUM-228	-0.111	<u>U</u>	0.311	0.561	07/05/2023 16:26	WG2084950
(T) Barium	107			30.0-143	07/05/2023 16:26	WG2084950
(T) Yttrium	95.1			30.0-136	07/05/2023 16:26	WG2084950

Radiochemistry by Method Calculation

Analyte	Result	Qualifier	Uncertainty	MDA	Analysis Date	Batch
	pCi/l		+ / -	pCi/l	date / time	
Combined Radium	0.104	<u>U</u>	0.364	0.633	07/06/2023 17:45	WG2087644

Radiochemistry by Method SM7500Ra B M

Analyte	Result	Qualifier	Uncertainty	MDA	Analysis Date	Batch
	pCi/l		+ / -	pCi/l	date / time	
RADIUM-226	0.104	<u>U</u>	0.189	0.294	07/06/2023 17:45	WG2087644
(T) Barium-133	104			30.0-143	07/06/2023 17:45	WG2087644

1 Cp

2 Tc

3 Ss

4 Cn

5 Sr

6 Qc

7 Gl

8 Al

9 Sc

Radiochemistry by Method 904/9320

Analyte	Result	Qualifier	Uncertainty	MDA	Analysis Date	Batch
	pCi/l		+ / -	pCi/l	date / time	
RADIUM-228	0.0354	<u>U</u>	0.270	0.486	07/05/2023 16:26	WG2084950
(T) Barium	107			30.0-143	07/05/2023 16:26	WG2084950
(T) Yttrium	117			30.0-136	07/05/2023 16:26	WG2084950

Radiochemistry by Method Calculation

Analyte	Result	Qualifier	Uncertainty	MDA	Analysis Date	Batch
	pCi/l		+ / -	pCi/l	date / time	
Combined Radium	0.392	<u>J</u>	0.347	0.519	07/06/2023 17:45	WG2087644

Radiochemistry by Method SM7500Ra B M

Analyte	Result	Qualifier	Uncertainty	MDA	Analysis Date	Batch
	pCi/l		+ / -	pCi/l	date / time	
RADIUM-226	0.357		0.218	0.181	07/06/2023 17:45	WG2087644
(T) Barium-133	92.9			30.0-143	07/06/2023 17:45	WG2087644

- 1 Cp
- 2 Tc
- 3 Ss
- 4 Cn
- 5 Sr
- 6 Qc
- 7 Gl
- 8 Al
- 9 Sc

Radiochemistry by Method 904/9320

Analyte	Result	Qualifier	Uncertainty	MDA	Analysis Date	Batch
	pCi/l		+ / -	pCi/l	date / time	
RADIUM-228	0.846		0.257	0.437	07/05/2023 16:26	WG2084950
(T) Barium	119			30.0-143	07/05/2023 16:26	WG2084950
(T) Yttrium	106			30.0-136	07/05/2023 16:26	WG2084950

Radiochemistry by Method Calculation

Analyte	Result	Qualifier	Uncertainty	MDA	Analysis Date	Batch
	pCi/l		+ / -	pCi/l	date / time	
Combined Radium	1.70		0.417	0.469	07/06/2023 17:45	WG2087644

Radiochemistry by Method SM7500Ra B M

Analyte	Result	Qualifier	Uncertainty	MDA	Analysis Date	Batch
	pCi/l		+ / -	pCi/l	date / time	
RADIUM-226	0.850		0.328	0.169	07/06/2023 17:45	WG2087644
(T) Barium-133	108			30.0-143	07/06/2023 17:45	WG2087644

1 Cp

2 Tc

3 Ss

4 Cn

5 Sr

6 Qc

7 Gl

8 Al

9 Sc

Radiochemistry by Method 904/9320

Analyte	Result	Qualifier	Uncertainty	MDA	Analysis Date	Batch
	pCi/l		+ / -	pCi/l	date / time	
RADIUM-228	0.646		0.248	0.427	07/05/2023 16:26	WG2084950
(T) Barium	126			30.0-143	07/05/2023 16:26	WG2084950
(T) Yttrium	110			30.0-136	07/05/2023 16:26	WG2084950

Radiochemistry by Method Calculation

Analyte	Result	Qualifier	Uncertainty	MDA	Analysis Date	Batch
	pCi/l		+ / -	pCi/l	date / time	
Combined Radium	1.38		0.431	0.530	07/06/2023 17:45	WG2087644

Radiochemistry by Method SM7500Ra B M

Analyte	Result	Qualifier	Uncertainty	MDA	Analysis Date	Batch
	pCi/l		+ / -	pCi/l	date / time	
RADIUM-226	0.738		0.353	0.314	07/06/2023 17:45	WG2087644
(T) Barium-133	104			30.0-143	07/06/2023 17:45	WG2087644

- 1 Cp
- 2 Tc
- 3 Ss
- 4 Cn
- 5 Sr
- 6 Qc
- 7 Gl
- 8 Al
- 9 Sc

Radiochemistry by Method 904/9320

Analyte	Result	Qualifier	Uncertainty	MDA	Analysis Date	Batch
	pCi/l		+ / -	pCi/l	date / time	
RADIUM-228	-0.202	U	0.231	0.430	07/05/2023 16:26	WG2084950
(T) Barium	122			30.0-143	07/05/2023 16:26	WG2084950
(T) Yttrium	83.5			30.0-136	07/05/2023 16:26	WG2084950

Radiochemistry by Method Calculation

Analyte	Result	Qualifier	Uncertainty	MDA	Analysis Date	Batch
	pCi/l		+ / -	pCi/l	date / time	
Combined Radium	0.219	J	0.332	0.537	07/06/2023 17:45	WG2087644

Radiochemistry by Method SM7500Ra B M

Analyte	Result	Qualifier	Uncertainty	MDA	Analysis Date	Batch
	pCi/l		+ / -	pCi/l	date / time	
RADIUM-226	0.219	J	0.239	0.321	07/06/2023 17:45	WG2087644
(T) Barium-133	108			30.0-143	07/06/2023 17:45	WG2087644

- 1 Cp
- 2 Tc
- 3 Ss
- 4 Cn
- 5 Sr
- 6 Qc
- 7 Gl
- 8 Al
- 9 Sc

Radiochemistry by Method 904/9320

Analyte	Result	Qualifier	Uncertainty	MDA	Analysis Date	Batch
	pCi/l		+ / -	pCi/l	date / time	
RADIUM-228	0.173	<u>U</u>	0.325	0.579	07/05/2023 16:26	WG2084950
(T) Barium	116			30.0-143	07/05/2023 16:26	WG2084950
(T) Yttrium	91.5			30.0-136	07/05/2023 16:26	WG2084950

Radiochemistry by Method Calculation

Analyte	Result	Qualifier	Uncertainty	MDA	Analysis Date	Batch
	pCi/l		+ / -	pCi/l	date / time	
Combined Radium	0.312	<u>J</u>	0.361	0.614	07/06/2023 17:45	WG2087644

Radiochemistry by Method SM7500Ra B M

Analyte	Result	Qualifier	Uncertainty	MDA	Analysis Date	Batch
	pCi/l		+ / -	pCi/l	date / time	
RADIUM-226	0.139	<u>J</u>	0.156	0.205	07/06/2023 17:45	WG2087644
(T) Barium-133	104			30.0-143	07/06/2023 17:45	WG2087644

- ¹Cp
- ²Tc
- ³Ss
- ⁴Cn
- ⁵Sr
- ⁶Qc
- ⁷Gl
- ⁸Al
- ⁹Sc

Radiochemistry by Method 904/9320

Analyte	Result	Qualifier	Uncertainty	MDA	Analysis Date	Batch
	pCi/l		+ / -	pCi/l	date / time	
RADIUM-228	0.0723	<u>U</u>	0.226	0.409	07/05/2023 16:26	WG2084950
(T) Barium	119			30.0-143	07/05/2023 16:26	WG2084950
(T) Yttrium	95.0			30.0-136	07/05/2023 16:26	WG2084950

Radiochemistry by Method Calculation

Analyte	Result	Qualifier	Uncertainty	MDA	Analysis Date	Batch
	pCi/l		+ / -	pCi/l	date / time	
Combined Radium	0.492	<u>J</u>	0.357	0.495	07/06/2023 17:45	WG2087644

Radiochemistry by Method SM7500Ra B M

Analyte	Result	Qualifier	Uncertainty	MDA	Analysis Date	Batch
	pCi/l		+ / -	pCi/l	date / time	
RADIUM-226	0.420		0.276	0.278	07/06/2023 17:45	WG2087644
(T) Barium-133	104			30.0-143	07/06/2023 17:45	WG2087644

1 Cp

2 Tc

3 Ss

4 Cn

5 Sr

6 Qc

7 Gl

8 Al

9 Sc

Radiochemistry by Method 904/9320

Analyte	Result	Qualifier	Uncertainty	MDA	Analysis Date	Batch
	pCi/l		+ / -	pCi/l	date / time	
RADIUM-228	0.246	J	0.257	0.457	07/05/2023 16:26	WG2084950
(T) Barium	108			30.0-143	07/05/2023 16:26	WG2084950
(T) Yttrium	101			30.0-136	07/05/2023 16:26	WG2084950

Radiochemistry by Method Calculation

Analyte	Result	Qualifier	Uncertainty	MDA	Analysis Date	Batch
	pCi/l		+ / -	pCi/l	date / time	
Combined Radium	0.353	J	0.309	0.529	07/06/2023 21:21	WG2089290

Radiochemistry by Method SM7500Ra B M

Analyte	Result	Qualifier	Uncertainty	MDA	Analysis Date	Batch
	pCi/l		+ / -	pCi/l	date / time	
RADIUM-226	0.107	J	0.171	0.266	07/06/2023 21:21	WG2089290
(T) Barium-133	91.8			30.0-143	07/06/2023 21:21	WG2089290

- 1 Cp
- 2 Tc
- 3 Ss
- 4 Cn
- 5 Sr
- 6 Qc
- 7 Gl
- 8 Al
- 9 Sc

Radiochemistry by Method 904/9320

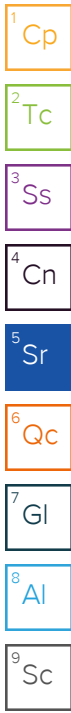
Analyte	Result	Qualifier	Uncertainty	MDA	Analysis Date	Batch
	pCi/l		+ / -	pCi/l	date / time	
RADIUM-228	0.427	J	0.278	0.487	07/05/2023 16:26	WG2084950
(T) Barium	112			30.0-143	07/05/2023 16:26	WG2084950
(T) Yttrium	98.5			30.0-136	07/05/2023 16:26	WG2084950

Radiochemistry by Method Calculation

Analyte	Result	Qualifier	Uncertainty	MDA	Analysis Date	Batch
	pCi/l		+ / -	pCi/l	date / time	
Combined Radium	3.90		0.720	0.540	07/06/2023 21:21	WG2089290

Radiochemistry by Method SM7500Ra B M

Analyte	Result	Qualifier	Uncertainty	MDA	Analysis Date	Batch
	pCi/l		+ / -	pCi/l	date / time	
RADIUM-226	3.47		0.664	0.234	07/06/2023 21:21	WG2089290
(T) Barium-133	108			30.0-143	07/06/2023 21:21	WG2089290



Radiochemistry by Method 904/9320

Analyte	Result	Qualifier	Uncertainty	MDA	Analysis Date	Batch
	pCi/l		+ / -	pCi/l	date / time	
RADIUM-228	-0.0999	<u>U</u>	0.284	0.513	07/05/2023 16:26	WG2084950
(T) Barium	115			30.0-143	07/05/2023 16:26	WG2084950
(T) Yttrium	91.2			30.0-136	07/05/2023 16:26	WG2084950

Radiochemistry by Method Calculation

Analyte	Result	Qualifier	Uncertainty	MDA	Analysis Date	Batch
	pCi/l		+ / -	pCi/l	date / time	
Combined Radium	2.20		0.571	0.535	07/06/2023 21:21	WG2089290

Radiochemistry by Method SM7500Ra B M

Analyte	Result	Qualifier	Uncertainty	MDA	Analysis Date	Batch
	pCi/l		+ / -	pCi/l	date / time	
RADIUM-226	2.20		0.495	0.152	07/06/2023 21:21	WG2089290
(T) Barium-133	102			30.0-143	07/06/2023 21:21	WG2089290

1 Cp

2 Tc

3 Ss

4 Cn

5 Sr

6 Qc

7 Gl

8 Al

9 Sc

Radiochemistry by Method 904/9320

Analyte	Result	Qualifier	Uncertainty	MDA	Analysis Date	Batch
	pCi/l		+ / -	pCi/l	date / time	
RADIUM-228	-0.0655	<u>U</u>	0.332	0.603	07/05/2023 16:26	WG2084950
(T) Barium	126			30.0-143	07/05/2023 16:26	WG2084950
(T) Yttrium	103			30.0-136	07/05/2023 16:26	WG2084950

Radiochemistry by Method Calculation

Analyte	Result	Qualifier	Uncertainty	MDA	Analysis Date	Batch
	pCi/l		+ / -	pCi/l	date / time	
Combined Radium	1.73		0.622	0.662	07/06/2023 21:21	WG2089290

Radiochemistry by Method SM7500Ra B M

Analyte	Result	Qualifier	Uncertainty	MDA	Analysis Date	Batch
	pCi/l		+ / -	pCi/l	date / time	
RADIUM-226	1.73	<u>J3</u>	0.526	0.274	07/06/2023 21:21	WG2089290
(T) Barium-133	84.8			30.0-143	07/06/2023 21:21	WG2089290

1 Cp

2 Tc

3 Ss

4 Cn

5 Sr

6 Qc

7 Gl

8 Al

9 Sc

Radiochemistry by Method 904/9320

Analyte	Result	Qualifier	Uncertainty	MDA	Analysis Date	Batch
	pCi/l		+ / -	pCi/l	date / time	
RADIUM-228	0.446		0.219	0.382	07/05/2023 16:26	WG2084950
(T) Barium	114			30.0-143	07/05/2023 16:26	WG2084950
(T) Yttrium	102			30.0-136	07/05/2023 16:26	WG2084950

Radiochemistry by Method Calculation

Analyte	Result	Qualifier	Uncertainty	MDA	Analysis Date	Batch
	pCi/l		+ / -	pCi/l	date / time	
Combined Radium	0.583		0.307	0.502	07/06/2023 21:21	WG2089290

Radiochemistry by Method SM7500Ra B M

Analyte	Result	Qualifier	Uncertainty	MDA	Analysis Date	Batch
	pCi/l		+ / -	pCi/l	date / time	
RADIUM-226	0.136	J	0.215	0.325	07/06/2023 21:21	WG2089290
(T) Barium-133	118			30.0-143	07/06/2023 21:21	WG2089290

1 Cp

2 Tc

3 Ss

4 Cn

5 Sr

6 Qc

7 Gl

8 Al

9 Sc

Radiochemistry by Method 904/9320

Analyte	Result	Qualifier	Uncertainty	MDA	Analysis Date	Batch
	pCi/l		+ / -	pCi/l	date / time	
RADIUM-228	0.265	J	0.260	0.461	07/05/2023 16:26	WG2084950
(T) Barium	111			30.0-143	07/05/2023 16:26	WG2084950
(T) Yttrium	111			30.0-136	07/05/2023 16:26	WG2084950

Radiochemistry by Method Calculation

Analyte	Result	Qualifier	Uncertainty	MDA	Analysis Date	Batch
	pCi/l		+ / -	pCi/l	date / time	
Combined Radium	0.580		0.346	0.510	07/06/2023 21:21	WG2089290

Radiochemistry by Method SM7500Ra B M

Analyte	Result	Qualifier	Uncertainty	MDA	Analysis Date	Batch
	pCi/l		+ / -	pCi/l	date / time	
RADIUM-226	0.315		0.228	0.217	07/06/2023 21:21	WG2089290
(T) Barium-133	104			30.0-143	07/06/2023 21:21	WG2089290

1 Cp

2 Tc

3 Ss

4 Cn

5 Sr

6 Qc

7 Gl

8 Al

9 Sc

Radiochemistry by Method 904/9320

Analyte	Result	Qualifier	Uncertainty	MDA	Analysis Date	Batch
	pCi/l		+ / -	pCi/l	date / time	
RADIUM-228	0.878		0.250	0.421	07/05/2023 16:26	WG2084950
(T) Barium	116			30.0-143	07/05/2023 16:26	WG2084950
(T) Yttrium	103			30.0-136	07/05/2023 16:26	WG2084950

1 Cp

2 Tc

3 Ss

Radiochemistry by Method Calculation

Analyte	Result	Qualifier	Uncertainty	MDA	Analysis Date	Batch
	pCi/l		+ / -	pCi/l	date / time	
Combined Radium	2.43		0.547	0.490	07/06/2023 21:21	WG2089290

4 Cn

5 Sr

Radiochemistry by Method SM7500Ra B M

Analyte	Result	Qualifier	Uncertainty	MDA	Analysis Date	Batch
	pCi/l		+ / -	pCi/l	date / time	
RADIUM-226	1.55		0.487	0.250	07/06/2023 21:21	WG2089290
(T) Barium-133	113			30.0-143	07/06/2023 21:21	WG2089290

6 Qc

7 Gl

8 Al

9 Sc

Radiochemistry by Method 904/9320

Analyte	Result	Qualifier	Uncertainty	MDA	Analysis Date	Batch
	pCi/l		+ / -	pCi/l	date / time	
RADIUM-228	0.650		0.211	0.359	07/05/2023 16:26	WG2084950
(T) Barium	116			30.0-143	07/05/2023 16:26	WG2084950
(T) Yttrium	107			30.0-136	07/05/2023 16:26	WG2084950

Radiochemistry by Method Calculation

Analyte	Result	Qualifier	Uncertainty	MDA	Analysis Date	Batch
	pCi/l		+ / -	pCi/l	date / time	
Combined Radium	1.37		0.396	0.453	07/06/2023 21:21	WG2089290

Radiochemistry by Method SM7500Ra B M

Analyte	Result	Qualifier	Uncertainty	MDA	Analysis Date	Batch
	pCi/l		+ / -	pCi/l	date / time	
RADIUM-226	0.719		0.335	0.277	07/06/2023 21:21	WG2089290
(T) Barium-133	113			30.0-143	07/06/2023 21:21	WG2089290



Radiochemistry by Method 904/9320

Analyte	Result	Qualifier	Uncertainty	MDA	Analysis Date	Batch
	pCi/l		+ / -	pCi/l	date / time	
RADIUM-228	0.0354	<u>U</u>	0.286	0.512	07/05/2023 16:26	WG2084950
(T) Barium	108			30.0-143	07/05/2023 16:26	WG2084950
(T) Yttrium	97.7			30.0-136	07/05/2023 16:26	WG2084950

Radiochemistry by Method Calculation

Analyte	Result	Qualifier	Uncertainty	MDA	Analysis Date	Batch
	pCi/l		+ / -	pCi/l	date / time	
Combined Radium	0.504	<u>J</u>	0.424	0.610	07/06/2023 21:21	WG2089290

Radiochemistry by Method SM7500Ra B M

Analyte	Result	Qualifier	Uncertainty	MDA	Analysis Date	Batch
	pCi/l		+ / -	pCi/l	date / time	
RADIUM-226	0.469		0.313	0.332	07/06/2023 21:21	WG2089290
(T) Barium-133	93.5			30.0-143	07/06/2023 21:21	WG2089290

1 Cp

2 Tc

3 Ss

4 Cn

5 Sr

6 Qc

7 Gl

8 Al

9 Sc

Radiochemistry by Method 904/9320

Analyte	Result	Qualifier	Uncertainty	MDA	Analysis Date	Batch
	pCi/l		+ / -	pCi/l	date / time	
RADIUM-228	0.396		0.223	0.391	07/05/2023 16:26	WG2084950
(T) Barium	122			30.0-143	07/05/2023 16:26	WG2084950
(T) Yttrium	102			30.0-136	07/05/2023 16:26	WG2084950

Radiochemistry by Method Calculation

Analyte	Result	Qualifier	Uncertainty	MDA	Analysis Date	Batch
	pCi/l		+ / -	pCi/l	date / time	
Combined Radium	0.403	J	0.278	0.504	07/06/2023 21:21	WG2089290

Radiochemistry by Method SM7500Ra B M

Analyte	Result	Qualifier	Uncertainty	MDA	Analysis Date	Batch
	pCi/l		+ / -	pCi/l	date / time	
RADIUM-226	0.00705	U	0.166	0.318	07/06/2023 21:21	WG2089290
(T) Barium-133	92.3			30.0-143	07/06/2023 21:21	WG2089290

1 Cp

2 Tc

3 Ss

4 Cn

5 Sr

6 Qc

7 Gl

8 Al

9 Sc

Radiochemistry by Method 904/9320

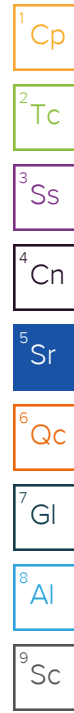
Analyte	Result	Qualifier	Uncertainty	MDA	Analysis Date	Batch
	pCi/l		+ / -	pCi/l	date / time	
RADIUM-228	3.42		0.359	0.561	07/05/2023 21:27	WG2085377
(T) Barium	87.3			30.0-143	07/05/2023 21:27	WG2085377
(T) Yttrium	108			30.0-136	07/05/2023 21:27	WG2085377

Radiochemistry by Method Calculation

Analyte	Result	Qualifier	Uncertainty	MDA	Analysis Date	Batch
	pCi/l		+ / -	pCi/l	date / time	
Combined Radium	3.60		0.392	0.586	07/06/2023 21:21	WG2089290

Radiochemistry by Method SM7500Ra B M

Analyte	Result	Qualifier	Uncertainty	MDA	Analysis Date	Batch
	pCi/l		+ / -	pCi/l	date / time	
RADIUM-226	0.186		0.157	0.168	07/06/2023 21:21	WG2089290
(T) Barium-133	113			30.0-143	07/06/2023 21:21	WG2089290



Method Blank (MB)

(MB) R3946607-1 07/03/23 16:14

Analyte	MB Result	MB Qualifier	MB Uncertainty	MB MDA
	pCi/l		+ / -	pCi/l
Radium-228	0.106	<u>U</u>	0.159	0.289
(T) Barium	119		119	
(T) Yttrium	98.9		98.9	

L1623471-01 Original Sample (OS) • Duplicate (DUP)

(OS) L1623471-01 07/03/23 16:14 • (DUP) R3946607-5 07/03/23 16:14

Analyte	Original Result	Original Uncertainty	Original MDA	DUP Result	DUP Uncertainty	DUP MDA	Dilution	DUP RPD	DUP RER	DUP Qualifier	DUP RPD Limits	DUP RER Limit
	pCi/l	+ / -	pCi/l	pCi/l	+ / -	pCi/l		%			%	
Radium-228	0.558	0.405	0.724	-0.454	0.392	0.724	1	200	1.80	<u>U</u>	20	3
(T) Barium	110			110	110							
(T) Yttrium	86.7			111	111							

Laboratory Control Sample (LCS)

(LCS) R3946607-2 07/03/23 16:14

Analyte	Spike Amount	LCS Result	LCS Rec.	Rec. Limits	LCS Qualifier
	pCi/l	pCi/l	%	%	
Radium-228	5.00	5.14	103	80.0-120	
(T) Barium			110		
(T) Yttrium			112		

L1622211-01 Original Sample (OS) • Matrix Spike (MS) • Matrix Spike Duplicate (MSD)

(OS) L1622211-01 07/03/23 16:14 • (MS) R3946607-3 07/03/23 16:14 • (MSD) R3946607-4 07/03/23 16:14

Analyte	Spike Amount	Original Result	MS Result	MSD Result	MS Rec.	MSD Rec.	Dilution	Rec. Limits	MS Qualifier	MSD Qualifier	RPD	MS RER	RPD Limits
	pCi/l	pCi/l	pCi/l	pCi/l	%	%		%			%		%
Radium-228	10.0	0.191	9.44	9.96	92.5	97.7	1	70.0-130			5.32		20
(T) Barium		111			116	110							
(T) Yttrium		103			110	111							

¹Cp

²Tc

³Ss

⁴Cn

⁵Sr

⁶Qc

⁷Gl

⁸Al

⁹Sc

Method Blank (MB)

(MB) R3946627-1 07/05/23 16:26

Analyte	MB Result pCi/l	MB Qualifier	MB Uncertainty + / -	MB MDA pCi/l
Radium-228	0.219	<u>J</u>	0.164	0.291
(T) Barium	131		131	
(T) Yttrium	96.4		96.4	

L1623471-10 Original Sample (OS) • Duplicate (DUP)

(OS) L1623471-10 07/05/23 16:26 • (DUP) R3946627-5 07/05/23 16:26

Analyte	Original Result pCi/l	Original Uncertainty + / -	Original MDA pCi/l	DUP Result pCi/l	DUP Uncertainty + / -	DUP MDA pCi/l	Dilution	DUP RPD %	DUP RER	DUP Qualifier	DUP RPD Limits %	DUP RER Limit
Radium-228	-0.558	0.372	0.686	-0.377	0.373	0.686	1	0.000	0.343	<u>U</u>	20	3
(T) Barium	115			117	117							
(T) Yttrium	110			105	105							

Laboratory Control Sample (LCS)

(LCS) R3946627-2 07/05/23 16:26

Analyte	Spike Amount pCi/l	LCS Result pCi/l	LCS Rec. %	Rec. Limits %	LCS Qualifier
Radium-228	5.00	5.40	108	80.0-120	
(T) Barium			122		
(T) Yttrium			98.3		

L1623471-23 Original Sample (OS) • Matrix Spike (MS) • Matrix Spike Duplicate (MSD)

(OS) L1623471-23 07/05/23 16:26 • (MS) R3946627-3 07/05/23 16:26 • (MSD) R3946627-4 07/05/23 16:26

Analyte	Spike Amount pCi/l	Original Result pCi/l	MS Result pCi/l	MSD Result pCi/l	MS Rec. %	MSD Rec. %	Dilution	Rec. Limits %	MS Qualifier	MSD Qualifier	RPD %	MS RER	RPD Limits %
Radium-228	16.7	-0.0655	19.0	17.9	114	107	1	70.0-130			6.23		20
(T) Barium		126			123	122							
(T) Yttrium		103			102	116							



Method Blank (MB)

(MB) R3946996-1 07/05/23 21:27

Analyte	MB Result	MB Qualifier	MB Uncertainty	MB MDA
	pCi/l		+ / -	pCi/l
Radium-228	0.202	↓	0.186	0.335
(T) Barium	84.2		84.2	
(T) Yttrium	106		106	

L1623496-03 Original Sample (OS) • Duplicate (DUP)

(OS) L1623496-03 07/05/23 21:27 • (DUP) R3946996-5 07/05/23 21:27

Analyte	Original Result	Original Uncertainty	Original MDA	DUP Result	DUP Uncertainty	DUP MDA	Dilution	DUP RPD	DUP RER	DUP Qualifier	DUP RPD Limits	DUP RER Limit
	pCi/l	+ / -	pCi/l	pCi/l	+ / -	pCi/l		%			%	
Radium-228	1.09	0.320	0.550	1.05	0.420	0.550	1	4.30	0.0871		20	3
(T) Barium	77.6			93.1	93.1							
(T) Yttrium	108			107	107							

Laboratory Control Sample (LCS)

(LCS) R3946996-2 07/05/23 21:27

Analyte	Spike Amount	LCS Result	LCS Rec.	Rec. Limits	LCS Qualifier
	pCi/l	pCi/l	%	%	
Radium-228	5.00	5.08	102	80.0-120	
(T) Barium			92.3		
(T) Yttrium			117		

L1623493-01 Original Sample (OS) • Matrix Spike (MS) • Matrix Spike Duplicate (MSD)

(OS) L1623493-01 07/05/23 21:27 • (MS) R3946996-3 07/05/23 21:27 • (MSD) R3946996-4 07/05/23 21:27

Analyte	Spike Amount	Original Result	MS Result	MSD Result	MS Rec.	MSD Rec.	Dilution	Rec. Limits	MS Qualifier	MSD Qualifier	RPD	MS RER	RPD Limits
	pCi/l	pCi/l	pCi/l	pCi/l	%	%		%			%		%
Radium-228	10.0	0.153	10.4	11.1	102	109	1	70.0-130			6.34		20
(T) Barium		75.2			90.8	87.9							
(T) Yttrium		109			109	110							



Method Blank (MB)

(MB) R3945585-5 07/06/23 00:18

Analyte	MB Result pCi/l	MB Qualifier	MB Uncertainty + / -	MB MDA pCi/l
Radium-226	0.00365	<u>U</u>	0.0189	0.0365
(T) Barium-133	96.3		96.3	

L1623344-01 Original Sample (OS) • Duplicate (DUP)

(OS) L1623344-01 07/06/23 00:18 • (DUP) R3945585-4 07/06/23 00:10

Analyte	Original Result pCi/l	Original Uncertainty + / -	Original MDA pCi/l	DUP Result pCi/l	DUP Uncertainty + / -	DUP MDA pCi/l	Dilution	DUP RPD %	DUP RER	DUP Qualifier	DUP RPD Limits %	DUP RER Limit
Radium-226	7.21	1.02	0.218	6.41	0.904	0.218	1	11.7	0.583		20	3
(T) Barium-133	99.5			97.6	97.6							

Laboratory Control Sample (LCS)

(LCS) R3945585-1 07/06/23 00:10

Analyte	Spike Amount pCi/l	LCS Result pCi/l	LCS Rec. %	Rec. Limits %	LCS Qualifier
Radium-226	5.01	5.26	105	80.0-120	
(T) Barium-133			99.6		

L1623471-01 Original Sample (OS) • Matrix Spike (MS) • Matrix Spike Duplicate (MSD)

(OS) L1623471-01 07/06/23 00:10 • (MS) R3945585-2 07/06/23 00:10 • (MSD) R3945585-3 07/06/23 00:10

Analyte	Spike Amount pCi/l	Original Result pCi/l	MS Result pCi/l	MSD Result pCi/l	MS Rec. %	MSD Rec. %	Dilution	Rec. Limits %	MS Qualifier	MSD Qualifier	RPD %	MS RER	RPD Limits %
Radium-226	20.0	0.249	18.6	19.0	91.8	93.8	1	75.0-125			2.13		20
(T) Barium-133		99.0			86.4	87.8							



Method Blank (MB)

(MB) R3946754-1 07/06/23 17:45

Analyte	MB Result pCi/l	MB Qualifier	MB Uncertainty + / -	MB MDA pCi/l
Radium-226	0.00425	<u>U</u>	0.0395	0.0803
(T) Barium-133	92.2		92.2	

L1628140-23 Original Sample (OS) • Duplicate (DUP)

(OS) L1628140-23 07/06/23 17:45 • (DUP) R3946754-5 07/06/23 17:45

Analyte	Original Result pCi/l	Original Uncertainty + / -	Original MDA pCi/l	DUP Result pCi/l	DUP Uncertainty + / -	DUP MDA pCi/l	Dilution	DUP RPD %	DUP RER	DUP Qualifier	DUP RPD Limits %	DUP RER Limit
Radium-226	0.0812	0.183	0.298	-0.0667	0.0975	0.298	1	200	0.714	<u>U</u>	20	3
(T) Barium-133	105			94.2	94.2							

Laboratory Control Sample (LCS)

(LCS) R3946754-2 07/06/23 17:45

Analyte	Spike Amount pCi/l	LCS Result pCi/l	LCS Rec. %	Rec. Limits %	LCS Qualifier
Radium-226	5.01	4.01	80.0	80.0-120	
(T) Barium-133			91.2		

L1623471-05 Original Sample (OS) • Matrix Spike (MS) • Matrix Spike Duplicate (MSD)

(OS) L1623471-05 07/06/23 17:45 • (MS) R3946754-6 07/07/23 23:34 • (MSD) R3946754-4 07/06/23 17:45

Analyte	Spike Amount pCi/l	Original Result pCi/l	MS Result pCi/l	MSD Result pCi/l	MS Rec. %	MSD Rec. %	Dilution	Rec. Limits %	MS Qualifier	MSD Qualifier	RPD %	MS RER	RPD Limits %
Radium-226	20.0	2.26	17.4	19.1	75.8	84.4	1	75.0-125			9.41		20
(T) Barium-133		100			90.1	86.9							

1 Cp

2 Tc

3 Ss

4 Cn

5 Sr

6 Qc

7 Gl

8 Al

9 Sc

Method Blank (MB)

(MB) R3946774-1 07/06/23 21:21

Analyte	MB Result	MB Qualifier	MB Uncertainty	MB MDA
	pCi/l		+ / -	pCi/l
Radium-226	-0.00437	<u>U</u>	0.0542	0.105
(T) Barium-133	77.4		77.4	

L1623471-23 Original Sample (OS) • Duplicate (DUP)

(OS) L1623471-23 07/06/23 21:21 • (DUP) R3946774-5 07/06/23 21:21

Analyte	Original Result	Original Uncertainty	Original MDA	DUP Result	DUP Uncertainty	DUP MDA	Dilution	DUP RPD	DUP RER	DUP Qualifier	DUP RPD Limits	DUP RER Limit
	pCi/l	+ / -	pCi/l	pCi/l	+ / -	pCi/l		%			%	
Radium-226	1.73	0.526	0.274	0.0499	0.0948	0.274	1	189	3.14	<u>J3 U</u>	20	3
(T) Barium-133	84.8			99.6	99.6							

L1623471-23 Original Sample (OS) • Duplicate (DUP)

(OS) L1623471-23 07/06/23 21:21 • (DUP) R3946774-6 07/07/23 23:34

Analyte	Original Result	Original Uncertainty	Original MDA	DUP Result	DUP Uncertainty	DUP MDA	Dilution	DUP RPD	DUP RER	DUP Qualifier	DUP RPD Limits	DUP RER Limit
	pCi/l	+ / -	pCi/l	pCi/l	+ / -	pCi/l		%			%	
Radium-226	1.73	0.526	0.274	0.0460	0.165	0.274	1	190	3.05	<u>J3 U</u>	20	3
(T) Barium-133	84.8			99.6	99.6							

Laboratory Control Sample (LCS)

(LCS) R3946774-2 07/06/23 21:21

Analyte	Spike Amount	LCS Result	LCS Rec.	Rec. Limits	LCS Qualifier
	pCi/l	pCi/l	%	%	
Radium-226	5.01	4.08	81.5	80.0-120	
(T) Barium-133			88.5		

L1623471-28 Original Sample (OS) • Matrix Spike (MS) • Matrix Spike Duplicate (MSD)

(OS) L1623471-28 07/06/23 21:21 • (MS) R3946774-3 07/06/23 21:21 • (MSD) R3946774-4 07/06/23 21:21

Analyte	Spike Amount	Original Result	MS Result	MSD Result	MS Rec.	MSD Rec.	Dilution	Rec. Limits	MS Qualifier	MSD Qualifier	RPD	MS RER	RPD Limits
	pCi/l	pCi/l	pCi/l	pCi/l	%	%		%			%		%
Radium-226	20.0	0.469	16.8	17.9	81.6	87.0	1	75.0-125			6.23		20
(T) Barium-133		93.5			84.3	89.3							



GLOSSARY OF TERMS

ATTACHMENT B.

845 QUARTERLY REPORT - QUARTER 2, 2023

HENNEPIN POWER PLANT, ASH PONDS NO. 2 AND NO. 4

HEN-845-802-805

Guide to Reading and Understanding Your Laboratory Report

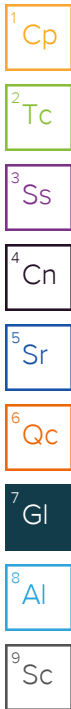
The information below is designed to better explain the various terms used in your report of analytical results from the Laboratory. This is not intended as a comprehensive explanation, and if you have additional questions please contact your project representative.

Results Disclaimer - Information that may be provided by the customer, and contained within this report, include Permit Limits, Project Name, Sample ID, Sample Matrix, Sample Preservation, Field Blanks, Field Spikes, Field Duplicates, On-Site Data, Sampling Collection Dates/Times, and Sampling Location. Results relate to the accuracy of this information provided, and as the samples are received.

Abbreviations and Definitions

MDA	Minimum Detectable Activity.
Rec.	Recovery.
RER	Replicate Error Ratio.
RPD	Relative Percent Difference.
SDG	Sample Delivery Group.
(T)	Tracer - A radioisotope of known concentration added to a solution of chemically equivalent radioisotopes at a known concentration to assist in monitoring the yield of the chemical separation.
Analyte	The name of the particular compound or analysis performed. Some Analyses and Methods will have multiple analytes reported.
Dilution	If the sample matrix contains an interfering material, the sample preparation volume or weight values differ from the standard, or if concentrations of analytes in the sample are higher than the highest limit of concentration that the laboratory can accurately report, the sample may be diluted for analysis. If a value different than 1 is used in this field, the result reported has already been corrected for this factor.
Limits	These are the target % recovery ranges or % difference value that the laboratory has historically determined as normal for the method and analyte being reported. Successful QC Sample analysis will target all analytes recovered or duplicated within these ranges.
Original Sample	The non-spiked sample in the prep batch used to determine the Relative Percent Difference (RPD) from a quality control sample. The Original Sample may not be included within the reported SDG.
Qualifier	This column provides a letter and/or number designation that corresponds to additional information concerning the result reported. If a Qualifier is present, a definition per Qualifier is provided within the Glossary and Definitions page and potentially a discussion of possible implications of the Qualifier in the Case Narrative if applicable.
Result	The actual analytical final result (corrected for any sample specific characteristics) reported for your sample. If there was no measurable result returned for a specific analyte, the result in this column may state "ND" (Not Detected) or "BDL" (Below Detectable Levels). The information in the results column should always be accompanied by either an MDL (Method Detection Limit) or RDL (Reporting Detection Limit) that defines the lowest value that the laboratory could detect or report for this analyte.
Uncertainty (Radiochemistry)	Confidence level of 2 sigma.
Case Narrative (Cn)	A brief discussion about the included sample results, including a discussion of any non-conformances to protocol observed either at sample receipt by the laboratory from the field or during the analytical process. If present, there will be a section in the Case Narrative to discuss the meaning of any data qualifiers used in the report.
Quality Control Summary (Qc)	This section of the report includes the results of the laboratory quality control analyses required by procedure or analytical methods to assist in evaluating the validity of the results reported for your samples. These analyses are not being performed on your samples typically, but on laboratory generated material.
Sample Chain of Custody (Sc)	This is the document created in the field when your samples were initially collected. This is used to verify the time and date of collection, the person collecting the samples, and the analyses that the laboratory is requested to perform. This chain of custody also documents all persons (excluding commercial shippers) that have had control or possession of the samples from the time of collection until delivery to the laboratory for analysis.
Sample Results (Sr)	This section of your report will provide the results of all testing performed on your samples. These results are provided by sample ID and are separated by the analyses performed on each sample. The header line of each analysis section for each sample will provide the name and method number for the analysis reported.
Sample Summary (Ss)	This section of the Analytical Report defines the specific analyses performed for each sample ID, including the dates and times of preparation and/or analysis.

Qualifier	Description
J	The identification of the analyte is acceptable; the reported value is an estimate.
J3	The associated batch QC was outside the established quality control range for precision.
U	Below Detectable Limits: Indicates that the analyte was not detected.



ACCREDITATIONS & LOCATIONS

ATTACHMENT B.
845 QUARTERLY REPORT - QUARTER 2, 2023
HENNEPIN POWER PLANT, ASH PONDS NO. 2 AND NO. 4
HEN-845-802-805

Pace Analytical National 12065 Lebanon Rd Mount Juliet, TN 37122

Alabama	40660	Nebraska	NE-OS-15-05
Alaska	17-026	Nevada	TN000032021-1
Arizona	AZ0612	New Hampshire	2975
Arkansas	88-0469	New Jersey-NELAP	TN002
California	2932	New Mexico ¹	TN00003
Colorado	TN00003	New York	11742
Connecticut	PH-0197	North Carolina	Env375
Florida	E87487	North Carolina ¹	DW21704
Georgia	NELAP	North Carolina ³	41
Georgia ¹	923	North Dakota	R-140
Idaho	TN00003	Ohio-VAP	CL0069
Illinois	200008	Oklahoma	9915
Indiana	C-TN-01	Oregon	TN200002
Iowa	364	Pennsylvania	68-02979
Kansas	E-10277	Rhode Island	LA000356
Kentucky ^{1,6}	KY90010	South Carolina	84004002
Kentucky ²	16	South Dakota	n/a
Louisiana	AI30792	Tennessee ^{1,4}	2006
Louisiana	LA018	Texas	T104704245-20-18
Maine	TN00003	Texas ⁵	LAB0152
Maryland	324	Utah	TN000032021-11
Massachusetts	M-TN003	Vermont	VT2006
Michigan	9958	Virginia	110033
Minnesota	047-999-395	Washington	C847
Mississippi	TN00003	West Virginia	233
Missouri	340	Wisconsin	998093910
Montana	CERT0086	Wyoming	A2LA
A2LA – ISO 17025	1461.01	AIHA-LAP,LLC EMLAP	100789
A2LA – ISO 17025 ⁵	1461.02	DOD	1461.01
Canada	1461.01	USDA	P330-15-00234
EPA-Crypto	TN00003		

¹ Drinking Water ² Underground Storage Tanks ³ Aquatic Toxicity ⁴ Chemical/Microbiological ⁵ Mold ⁶ Wastewater n/a Accreditation not applicable

* Not all certifications held by the laboratory are applicable to the results reported in the attached report.

* Accreditation is only applicable to the test methods specified on each scope of accreditation held by Pace Analytical.

¹ Cp

² Tc

³ Ss

⁴ Cn

⁵ Sr

⁶ Qc

⁷ Gl

⁸ Al

⁹ Sc

TEKLAB, INC. Chain of Custody

5445 Horseshoe Lake Road, Collinsville, IL 62234 Phone (618) 344-1004 Fax (618) 344-1005

Are the samples chilled? YES NO With: Ice Blue Ice Preserved in: Lab Field

Teklab Inc
5445 Horseshoe Lake Road
Collinsville, IL 62234

Cooler Temp: Sampler: QC Level:

Project#

Comments:

Contact: Email:
Requested Due Date: Billing/PO:

Phone:

4623471

PLEASE NOTE:

NELAP accreditation is required on the requested analytes and must be documented as such on the final report. If your laboratory does not currently hold a NELAP accreditation for the requested method and/or analytes, please contact Teklab immediately. If your laboratory loses accreditation or is suspended for any analyte/method during the life of the contract, you must contact Teklab immediately. Any changes to analysis/methods must be approved by Teklab, Inc.

Lab Use	Sample ID	Sample Date/Time	Preservative	Matrix	Ra226/228															
-01	23051601-001	5/31/23 1312	HNO3	Groundwater	<input checked="" type="checkbox"/>	<input type="checkbox"/>	<input type="checkbox"/>	<input type="checkbox"/>	<input type="checkbox"/>	<input type="checkbox"/>	<input type="checkbox"/>	<input type="checkbox"/>	<input type="checkbox"/>	<input type="checkbox"/>	<input type="checkbox"/>	<input type="checkbox"/>	<input type="checkbox"/>	<input type="checkbox"/>	<input type="checkbox"/>	<input type="checkbox"/>
-02	23051601-002	6/1/23 1145	HNO3	Groundwater	<input checked="" type="checkbox"/>	<input type="checkbox"/>	<input type="checkbox"/>	<input type="checkbox"/>	<input type="checkbox"/>	<input type="checkbox"/>	<input type="checkbox"/>	<input type="checkbox"/>	<input type="checkbox"/>	<input type="checkbox"/>	<input type="checkbox"/>	<input type="checkbox"/>	<input type="checkbox"/>	<input type="checkbox"/>	<input type="checkbox"/>	<input type="checkbox"/>
-03	23051601-003	6/1/23 0854	HNO3	Groundwater	<input checked="" type="checkbox"/>	<input type="checkbox"/>	<input type="checkbox"/>	<input type="checkbox"/>	<input type="checkbox"/>	<input type="checkbox"/>	<input type="checkbox"/>	<input type="checkbox"/>	<input type="checkbox"/>	<input type="checkbox"/>	<input type="checkbox"/>	<input type="checkbox"/>	<input type="checkbox"/>	<input type="checkbox"/>	<input type="checkbox"/>	<input type="checkbox"/>
-04	23051601-004	5/31/23 1510	HNO3	Groundwater	<input checked="" type="checkbox"/>	<input type="checkbox"/>	<input type="checkbox"/>	<input type="checkbox"/>	<input type="checkbox"/>	<input type="checkbox"/>	<input type="checkbox"/>	<input type="checkbox"/>	<input type="checkbox"/>	<input type="checkbox"/>	<input type="checkbox"/>	<input type="checkbox"/>	<input type="checkbox"/>	<input type="checkbox"/>	<input type="checkbox"/>	<input type="checkbox"/>
-05	23051601-005	5/31/23 1137	HNO3	Groundwater	<input checked="" type="checkbox"/>	<input type="checkbox"/>	<input type="checkbox"/>	<input type="checkbox"/>	<input type="checkbox"/>	<input type="checkbox"/>	<input type="checkbox"/>	<input type="checkbox"/>	<input type="checkbox"/>	<input type="checkbox"/>	<input type="checkbox"/>	<input type="checkbox"/>	<input type="checkbox"/>	<input type="checkbox"/>	<input type="checkbox"/>	<input type="checkbox"/>
-06	23051601-006	5/31/23 1204	HNO3	Groundwater	<input checked="" type="checkbox"/>	<input type="checkbox"/>	<input type="checkbox"/>	<input type="checkbox"/>	<input type="checkbox"/>	<input type="checkbox"/>	<input type="checkbox"/>	<input type="checkbox"/>	<input type="checkbox"/>	<input type="checkbox"/>	<input type="checkbox"/>	<input type="checkbox"/>	<input type="checkbox"/>	<input type="checkbox"/>	<input type="checkbox"/>	<input type="checkbox"/>
-07	23051601-007	6/1/23 0940	HNO3	Groundwater	<input checked="" type="checkbox"/>	<input type="checkbox"/>	<input type="checkbox"/>	<input type="checkbox"/>	<input type="checkbox"/>	<input type="checkbox"/>	<input type="checkbox"/>	<input type="checkbox"/>	<input type="checkbox"/>	<input type="checkbox"/>	<input type="checkbox"/>	<input type="checkbox"/>	<input type="checkbox"/>	<input type="checkbox"/>	<input type="checkbox"/>	<input type="checkbox"/>
-08	23051601-008	6/1/23 1008	HNO3	Groundwater	<input checked="" type="checkbox"/>	<input type="checkbox"/>	<input type="checkbox"/>	<input type="checkbox"/>	<input type="checkbox"/>	<input type="checkbox"/>	<input type="checkbox"/>	<input type="checkbox"/>	<input type="checkbox"/>	<input type="checkbox"/>	<input type="checkbox"/>	<input type="checkbox"/>	<input type="checkbox"/>	<input type="checkbox"/>	<input type="checkbox"/>	<input type="checkbox"/>
-09	23051601-009	5/31/23 1415	HNO3	Groundwater	<input checked="" type="checkbox"/>	<input type="checkbox"/>	<input type="checkbox"/>	<input type="checkbox"/>	<input type="checkbox"/>	<input type="checkbox"/>	<input type="checkbox"/>	<input type="checkbox"/>	<input type="checkbox"/>	<input type="checkbox"/>	<input type="checkbox"/>	<input type="checkbox"/>	<input type="checkbox"/>	<input type="checkbox"/>	<input type="checkbox"/>	<input type="checkbox"/>
-10	23051601-010	5/31/23 1359	HNO3	Groundwater	<input checked="" type="checkbox"/>	<input type="checkbox"/>	<input type="checkbox"/>	<input type="checkbox"/>	<input type="checkbox"/>	<input type="checkbox"/>	<input type="checkbox"/>	<input type="checkbox"/>	<input type="checkbox"/>	<input type="checkbox"/>	<input type="checkbox"/>	<input type="checkbox"/>	<input type="checkbox"/>	<input type="checkbox"/>	<input type="checkbox"/>	<input type="checkbox"/>
-11	23051601-011	5/31/23 1109	HNO3	Groundwater	<input checked="" type="checkbox"/>	<input type="checkbox"/>	<input type="checkbox"/>	<input type="checkbox"/>	<input type="checkbox"/>	<input type="checkbox"/>	<input type="checkbox"/>	<input type="checkbox"/>	<input type="checkbox"/>	<input type="checkbox"/>	<input type="checkbox"/>	<input type="checkbox"/>	<input type="checkbox"/>	<input type="checkbox"/>	<input type="checkbox"/>	<input type="checkbox"/>

*Relinquished By	Date/Time	Received By	Date/Time
<i>[Signature]</i>	6/5/23	<i>[Signature]</i>	6/1/23 1030

Teklab maintains a strict policy of client confidentiality and as such does not provide client/sampler information without proper authorization, and proprietary rights, Teklab, Inc. protects clients' confidential information as directed by local, state or federal laws. (Teklab QAM Section 9.1, TNI V1 M2 Section 4.1.5 c)

TEKLAB, INC. Chain of Custody

5445 Horseshoe Lake Road, Collinsville, IL 62234 Phone (618) 344-1004 Fax (618) 344-1005

Are the samples chilled? YES NO With: Ice Blue Ice Preserved in: Lab Field

Teklab Inc
5445 Horseshoe Lake Road
Collinsville, IL 62234

Cooler Temp: Sampler: QC Level:

Comments: **Please issue reports and invoices via email only**
Please analyze for Radium 226/228 on your standard turn around time.
Samples collected from an IL site.
Batch QC is required for all analyses requested. EDD requested..

Project#

Contact: Email:
Requested Due Date: Billing/PO:

Phone:

L16023471

PLEASE NOTE:

NELAP accreditation is required on the requested analytes and must be documented as such on the final report. If your laboratory does not currently hold a NELAP accreditation for the requested method and/or analytes, please contact Teklab immediately. If your laboratory loses accreditation or is suspended for any analyte/method during the life of the contract, you must contact Teklab immediately. Any changes to analysis/methods must be approved by Teklab, Inc.

Lab Use	Sample ID	Sample Date/Time	Preservative	Matrix	Ra226/228														
-12	23051601-012	5/31/23 1401	HNO3	Groundwater	<input checked="" type="checkbox"/>	<input type="checkbox"/>	<input type="checkbox"/>	<input type="checkbox"/>	<input type="checkbox"/>	<input type="checkbox"/>	<input type="checkbox"/>	<input type="checkbox"/>	<input type="checkbox"/>	<input type="checkbox"/>	<input type="checkbox"/>	<input type="checkbox"/>	<input type="checkbox"/>	<input type="checkbox"/>	<input type="checkbox"/>
-13	23051601-013	5/31/23 1419	HNO3	Groundwater	<input checked="" type="checkbox"/>	<input type="checkbox"/>	<input type="checkbox"/>	<input type="checkbox"/>	<input type="checkbox"/>	<input type="checkbox"/>	<input type="checkbox"/>	<input type="checkbox"/>	<input type="checkbox"/>	<input type="checkbox"/>	<input type="checkbox"/>	<input type="checkbox"/>	<input type="checkbox"/>	<input type="checkbox"/>	<input type="checkbox"/>
-14	23051601-014	5/31/23 1200	HNO3	Groundwater	<input checked="" type="checkbox"/>	<input type="checkbox"/>	<input type="checkbox"/>	<input type="checkbox"/>	<input type="checkbox"/>	<input type="checkbox"/>	<input type="checkbox"/>	<input type="checkbox"/>	<input type="checkbox"/>	<input type="checkbox"/>	<input type="checkbox"/>	<input type="checkbox"/>	<input type="checkbox"/>	<input type="checkbox"/>	<input type="checkbox"/>
-15	23051601-015	5/31/23 1259	HNO3	Groundwater	<input checked="" type="checkbox"/>	<input type="checkbox"/>	<input type="checkbox"/>	<input type="checkbox"/>	<input type="checkbox"/>	<input type="checkbox"/>	<input type="checkbox"/>	<input type="checkbox"/>	<input type="checkbox"/>	<input type="checkbox"/>	<input type="checkbox"/>	<input type="checkbox"/>	<input type="checkbox"/>	<input type="checkbox"/>	<input type="checkbox"/>
-16	23051601-016	5/31/23 1241	HNO3	Groundwater	<input checked="" type="checkbox"/>	<input type="checkbox"/>	<input type="checkbox"/>	<input type="checkbox"/>	<input type="checkbox"/>	<input type="checkbox"/>	<input type="checkbox"/>	<input type="checkbox"/>	<input type="checkbox"/>	<input type="checkbox"/>	<input type="checkbox"/>	<input type="checkbox"/>	<input type="checkbox"/>	<input type="checkbox"/>	<input type="checkbox"/>
-17	23051601-017	5/31/23 0915	HNO3	Groundwater	<input checked="" type="checkbox"/>	<input type="checkbox"/>	<input type="checkbox"/>	<input type="checkbox"/>	<input type="checkbox"/>	<input type="checkbox"/>	<input type="checkbox"/>	<input type="checkbox"/>	<input type="checkbox"/>	<input type="checkbox"/>	<input type="checkbox"/>	<input type="checkbox"/>	<input type="checkbox"/>	<input type="checkbox"/>	<input type="checkbox"/>
-18	23051601-018	5/31/23 0946	HNO3	Groundwater	<input checked="" type="checkbox"/>	<input type="checkbox"/>	<input type="checkbox"/>	<input type="checkbox"/>	<input type="checkbox"/>	<input type="checkbox"/>	<input type="checkbox"/>	<input type="checkbox"/>	<input type="checkbox"/>	<input type="checkbox"/>	<input type="checkbox"/>	<input type="checkbox"/>	<input type="checkbox"/>	<input type="checkbox"/>	<input type="checkbox"/>
-19	23051601-019	5/31/23 1039	HNO3	Groundwater	<input checked="" type="checkbox"/>	<input type="checkbox"/>	<input type="checkbox"/>	<input type="checkbox"/>	<input type="checkbox"/>	<input type="checkbox"/>	<input type="checkbox"/>	<input type="checkbox"/>	<input type="checkbox"/>	<input type="checkbox"/>	<input type="checkbox"/>	<input type="checkbox"/>	<input type="checkbox"/>	<input type="checkbox"/>	<input type="checkbox"/>
-20	23051601-020	5/31/23 1009	HNO3	Groundwater	<input checked="" type="checkbox"/>	<input type="checkbox"/>	<input type="checkbox"/>	<input type="checkbox"/>	<input type="checkbox"/>	<input type="checkbox"/>	<input type="checkbox"/>	<input type="checkbox"/>	<input type="checkbox"/>	<input type="checkbox"/>	<input type="checkbox"/>	<input type="checkbox"/>	<input type="checkbox"/>	<input type="checkbox"/>	<input type="checkbox"/>
-21	23051601-021	6/1/23 1106	HNO3	Groundwater	<input checked="" type="checkbox"/>	<input type="checkbox"/>	<input type="checkbox"/>	<input type="checkbox"/>	<input type="checkbox"/>	<input type="checkbox"/>	<input type="checkbox"/>	<input type="checkbox"/>	<input type="checkbox"/>	<input type="checkbox"/>	<input type="checkbox"/>	<input type="checkbox"/>	<input type="checkbox"/>	<input type="checkbox"/>	<input type="checkbox"/>
-22	23051601-022	5/31/23 1100	HNO3	Groundwater	<input checked="" type="checkbox"/>	<input type="checkbox"/>	<input type="checkbox"/>	<input type="checkbox"/>	<input type="checkbox"/>	<input type="checkbox"/>	<input type="checkbox"/>	<input type="checkbox"/>	<input type="checkbox"/>	<input type="checkbox"/>	<input type="checkbox"/>	<input type="checkbox"/>	<input type="checkbox"/>	<input type="checkbox"/>	<input type="checkbox"/>

*Relinquished By	Date/Time	Received By	Date/Time
<i>Emp</i>	6/5/23	<i>Healy Pollock</i>	6/7/23 1030

TEKLAB, INC. Chain of Custody

5445 Horseshoe Lake Road, Collinsville, IL 62234 Phone (618) 344-1004 Fax (618) 344-1005

Are the samples chilled? YES NO With: Ice Blue Ice Preserved in: Lab Field

Teklab Inc
 5445 Horseshoe Lake Road
 Collinsville, IL 62234

Cooler Temp: Sampler: QC Level:

Comments:

Project#

Contact: Email:
 Requested Due Date: Billing/PO:

Phone:

41623471

PLEASE NOTE:

NELAP accreditation is required on the requested analytes and must be documented as such on the final report. If your laboratory does not currently hold a NELAP accreditation for the requested method and/or analytes, please contact Teklab immediately. If your laboratory loses accreditation or is suspended for any analyte/method during the life of the contract, you must contact Teklab immediately. Any changes to analysis/methods must be approved by Teklab, Inc.

Lab Use	Sample ID	Sample Date/Time	Preservative	Matrix	Ra226/228															
-23	23051601-023	5/31/23 0956	HNO3	Groundwater	<input checked="" type="checkbox"/>	<input type="checkbox"/>	<input type="checkbox"/>	<input type="checkbox"/>	<input type="checkbox"/>	<input type="checkbox"/>	<input type="checkbox"/>	<input type="checkbox"/>	<input type="checkbox"/>	<input type="checkbox"/>	<input type="checkbox"/>	<input type="checkbox"/>	<input type="checkbox"/>	<input type="checkbox"/>	<input type="checkbox"/>	<input type="checkbox"/>
-24	23051601-024	5/31/23 1219	HNO3	Groundwater	<input checked="" type="checkbox"/>	<input type="checkbox"/>	<input type="checkbox"/>	<input type="checkbox"/>	<input type="checkbox"/>	<input type="checkbox"/>	<input type="checkbox"/>	<input type="checkbox"/>	<input type="checkbox"/>	<input type="checkbox"/>	<input type="checkbox"/>	<input type="checkbox"/>	<input type="checkbox"/>	<input type="checkbox"/>	<input type="checkbox"/>	<input type="checkbox"/>
-25	23051601-025	5/31/23 1337	HNO3	Groundwater	<input checked="" type="checkbox"/>	<input type="checkbox"/>	<input type="checkbox"/>	<input type="checkbox"/>	<input type="checkbox"/>	<input type="checkbox"/>	<input type="checkbox"/>	<input type="checkbox"/>	<input type="checkbox"/>	<input type="checkbox"/>	<input type="checkbox"/>	<input type="checkbox"/>	<input type="checkbox"/>	<input type="checkbox"/>	<input type="checkbox"/>	<input type="checkbox"/>
-26	23051601-026	5/31/23 1137	HNO3	Groundwater	<input checked="" type="checkbox"/>	<input type="checkbox"/>	<input type="checkbox"/>	<input type="checkbox"/>	<input type="checkbox"/>	<input type="checkbox"/>	<input type="checkbox"/>	<input type="checkbox"/>	<input type="checkbox"/>	<input type="checkbox"/>	<input type="checkbox"/>	<input type="checkbox"/>	<input type="checkbox"/>	<input type="checkbox"/>	<input type="checkbox"/>	<input type="checkbox"/>
-27	23051601-027	6/1/23 1029	HNO3	Groundwater	<input checked="" type="checkbox"/>	<input type="checkbox"/>	<input type="checkbox"/>	<input type="checkbox"/>	<input type="checkbox"/>	<input type="checkbox"/>	<input type="checkbox"/>	<input type="checkbox"/>	<input type="checkbox"/>	<input type="checkbox"/>	<input type="checkbox"/>	<input type="checkbox"/>	<input type="checkbox"/>	<input type="checkbox"/>	<input type="checkbox"/>	<input type="checkbox"/>
-28	23051601-028	5/31/23 1027	HNO3	Groundwater	<input checked="" type="checkbox"/>	<input type="checkbox"/>	<input type="checkbox"/>	<input type="checkbox"/>	<input type="checkbox"/>	<input type="checkbox"/>	<input type="checkbox"/>	<input type="checkbox"/>	<input type="checkbox"/>	<input type="checkbox"/>	<input type="checkbox"/>	<input type="checkbox"/>	<input type="checkbox"/>	<input type="checkbox"/>	<input type="checkbox"/>	<input type="checkbox"/>
-29	23051601-029	6/1/23 0822	HNO3	Groundwater	<input checked="" type="checkbox"/>	<input type="checkbox"/>	<input type="checkbox"/>	<input type="checkbox"/>	<input type="checkbox"/>	<input type="checkbox"/>	<input type="checkbox"/>	<input type="checkbox"/>	<input type="checkbox"/>	<input type="checkbox"/>	<input type="checkbox"/>	<input type="checkbox"/>	<input type="checkbox"/>	<input type="checkbox"/>	<input type="checkbox"/>	<input type="checkbox"/>
-30	23051601-030	6/1/23 0854	HNO3	Groundwater	<input checked="" type="checkbox"/>	<input type="checkbox"/>	<input type="checkbox"/>	<input type="checkbox"/>	<input type="checkbox"/>	<input type="checkbox"/>	<input type="checkbox"/>	<input type="checkbox"/>	<input type="checkbox"/>	<input type="checkbox"/>	<input type="checkbox"/>	<input type="checkbox"/>	<input type="checkbox"/>	<input type="checkbox"/>	<input type="checkbox"/>	<input type="checkbox"/>
			HNO3	Groundwater	<input type="checkbox"/>	<input type="checkbox"/>	<input type="checkbox"/>	<input type="checkbox"/>	<input type="checkbox"/>	<input type="checkbox"/>	<input type="checkbox"/>	<input type="checkbox"/>	<input type="checkbox"/>	<input type="checkbox"/>	<input type="checkbox"/>	<input type="checkbox"/>	<input type="checkbox"/>	<input type="checkbox"/>	<input type="checkbox"/>	<input type="checkbox"/>
			HNO3	Groundwater	<input type="checkbox"/>	<input type="checkbox"/>	<input type="checkbox"/>	<input type="checkbox"/>	<input type="checkbox"/>	<input type="checkbox"/>	<input type="checkbox"/>	<input type="checkbox"/>	<input type="checkbox"/>	<input type="checkbox"/>	<input type="checkbox"/>	<input type="checkbox"/>	<input type="checkbox"/>	<input type="checkbox"/>	<input type="checkbox"/>	<input type="checkbox"/>
			HNO3	Groundwater	<input type="checkbox"/>	<input type="checkbox"/>	<input type="checkbox"/>	<input type="checkbox"/>	<input type="checkbox"/>	<input type="checkbox"/>	<input type="checkbox"/>	<input type="checkbox"/>	<input type="checkbox"/>	<input type="checkbox"/>	<input type="checkbox"/>	<input type="checkbox"/>	<input type="checkbox"/>	<input type="checkbox"/>	<input type="checkbox"/>	<input type="checkbox"/>

*Relinquished By <i>Sono</i>	Date/Time <i>6/5/23</i>	Received By <i>Hailey Robinson</i>	Date/Time <i>6/7/23 1030</i>
---------------------------------	----------------------------	---------------------------------------	---------------------------------

Sample Receipt Checklist

COC Seal Present/Intact: Y N If Applicable
 COC Signed/Accurate: Y N VOA Zero Headpace: Y N
 Bottles arrive intact: Y N Pres. Correct/Check: Y N
 Correct bottles used: Y N
 Sufficient volume sent: Y N
 RAD Screen <0.5 mR/hr: Y N

es not provide client/sampler information without proper authorization, and proprietary rights, d by local, state or federal laws. (Teklab QAM Section 9.1, TNI V1 M2 Section 4.1.5 c)

11023471

Tracking Numbers		NS A7 Temperature	
0319 3616 3004		22.2 ± 0.22.2	
0319 3616 3705		21.0 ± 0.21.0	
0319 3616 3053		22.7 ± 0.22.7	

Site Sampling Event	HEN-Q2-2023
LIMS Workorder	23051600
Technician	JR,JC/TAC,BG

WO Sample	Well ID	Date	Time	Time (adj)	DTB (ft)	DTW (ft)	MP Elev (ft)	GW Elev (ft)	Well Condition	Sampling Device
001A	HEN02	06/01/2023	1102	1102		44.96			Good	Bladder Pump
002A	HEN03R	05/31/2023	1312	1312		35.04			Good	Bladder Pump
003A	HEN05R	05/31/2023	1517	1517		41.35			Good	Bladder Pump
004A	HEN05DR	05/31/2023	1458	1458		41.32			Good	Bladder Pump
005A	HEN07	06/01/2023	1145	1145		67.8			Good	Bladder Pump
006A	HEN08	06/01/2023	854	0854		53.84			Good	Bladder Pump
007A	HEN08D	05/31/2023	1510	1510		54.12			Good	Bladder Pump
008A	HEN10	05/31/2023	922	0922		50.78			Good	Bladder Pump
009A	HEN12	05/31/2023	1137	1137		51.21			Good	Bladder Pump
010A	HEN13	05/31/2023	1204	1204		51.21			Good	Bladder Pump
011A	HEN16	06/01/2023	940	0940		54.57			Good	Bladder Pump
012A	HEN17	06/01/2023	1008	1008		55.96			Good	Bladder Pump
013A	HEN18S	05/31/2023	1415	1415		40.86			Good	Bladder Pump
014A	HEN18D	05/31/2023	1349	1349		40.91			Good	Bladder Pump
015A	HEN21R	05/31/2023	1109	1109		5.92			Good	Bladder Pump
016A	HEN22	05/31/2023	1401	1401		18.45			Good	Bladder Pump
017A	HEN22D	05/31/2023	1419	1419		19.1			Good	Bladder Pump
018A	HEN23	05/31/2023	1200	1200		16.72			Good	Bladder Pump
019A	HEN25	05/31/2023	1259	1259		15.94			Good	Bladder Pump
020A	HEN26	05/31/2023	1241	1241		16			Good	Bladder Pump
021A	HEN27	05/31/2023	915	0915		4.14			Good	Bladder Pump
022A	HEN30	05/30/2023	1509	1509		6.62				
023A	HEN31	05/30/2023	1509	1509		6.56				
024A	HEN32	05/31/2023	946	0946		5.22			Good	Bladder Pump
025A	HEN33	05/30/2023	1515	1515		4.03				
026A	HEN34	05/31/2023	1039	1039		8.66			Good	Bladder Pump
027A	HEN35	05/31/2023	1009	1009		8.3			Good	Bladder Pump
028A	HEN36	05/30/2023	1528	1528		15.32				
029A	HEN40S	06/01/2023	1034	1034		40.54			Good	Bladder Pump
030A	HEN45S	06/01/2023	1106	1106		20.42			Good	Bladder Pump
031A	HEN46	05/31/2023	1100	1100		51.4			Good	Bladder Pump
032A	HEN47	05/31/2023	956	0956		55.66			Good	Bladder Pump
033A	HEN49	05/31/2023	1219	1219		21.54			Good	Bladder Pump
034A	HEN50	05/31/2023	1337	1337		18.25			Good	Bladder Pump
035A	HEN51	05/31/2023	1137	1137		18.5			Good	Bladder Pump
036A	HEN52	06/01/2023	1029	1029		53.89			Good	Bladder Pump
037A	HEN54	05/31/2023	1027	1027		53.23			Good	Bladder Pump

Site Sampling Event	HEN-Q2-2023
LIMS Workorder	23051600
Technician	JR,JC/TAC,BG

WO Sample	Well ID	Date	Time hmm	Time (adj) hhmm	DTB (ft)	DTW (ft)	MP Elev (ft)	GW Elev (ft)	Well Condition	Sampling Device
038A	HEN55	05/30/2023	1438	1438		50.55				
039A	HENXPW01	06/01/2023	858	0858		10.25			Good	Peristaltic Pump
040A	HENXPW02	06/01/2023	925	0925		15.37			Good	Peristaltic Pump
041A	HENXPW03	06/01/2023	952	0952		6.41			Good	Peristaltic Pump
042A	HENXSG01	05/30/2023	1403	1403		7.17				
043A	HENYSGILRIVER	05/30/2023	1321	1321		440.5				
044A	FIELD Blank	06/01/2023	822	0822						
045A	HEN08 Dup	06/01/2023	854	0854		53.84			Good	Bladder Pump
				0						

Site Sampling Event	HEN-Q2-2023
LIMS Workorder	23051600
Technician	JR,JC/TAC,BG

WO Sample	Well ID	Samling Method	Field Filtered	Appearance	Odor	Color	Turbidity (visible)	Ferrous Iron	Transducer SN
001A	HEN02	Low Flow	Yes	Clear	None	None	None	3.598	NA
002A	HEN03R	Low Flow	Yes	Clear	None	None	None	3.23	21615140
003A	HEN05R	Low Flow	Yes	Clear	None	None	None	3.317	NA
004A	HEN05DR	Low Flow	Yes	Clear	None	None	None	3.839	NA
005A	HEN07	Low Flow	Yes	Clear	None	None	None	0.511	21615139
006A	HEN08	Low Flow	Yes	Clear	None	None	None	1.751	21615138
007A	HEN08D	Low Flow	Yes	Clear	None	None	None	1.526	21615598
008A	HEN10	Low Flow	Yes	Clear	None	None	None	3.38	NA
009A	HEN12	Low Flow	Yes	Clear	None	None	None	3.602	21615520
010A	HEN13	Low Flow	Yes	Clear	None	None	None	3.597	21615515
011A	HEN16	Low Flow	Yes	Clear	None	None	None	1.094	21615137
012A	HEN17	Low Flow	Yes	Clear	None	None	None	0.887	21615500
013A	HEN18S	Low Flow	Yes	Clear	None	None	None	3.813	21615482
014A	HEN18D	Low Flow	Yes	Clear	None	None	Slight	4.136	21615609
015A	HEN21R	Low Flow	Yes	Clear	Moder	None	None	6.598	21615613
016A	HEN22	Low Flow	Yes	Clear	None	None	None	0.608	21615497
017A	HEN22D	Low Flow	Yes	Clear	Slight	None	None	2.585	21564134
018A	HEN23	Low Flow	Yes	Clear	Moder	None	None	1.207	21615600
019A	HEN25	Low Flow	Yes	Clear	None	None	None	1.25	
020A	HEN26	Low Flow	Yes	Clear	Slight	None	None	0.884	
021A	HEN27	Low Flow	Yes	Clear	Slight	None	None	over	21615576
022A	HEN30								
023A	HEN31								
024A	HEN32	Low Flow	Yes	Clear	Slight	None	None	2.916	21615487
025A	HEN33								
026A	HEN34	Low Flow	Yes	Clear	None	None	None	over	21615509
027A	HEN35	Low Flow	Yes	Clear	None	None	None	4.586	21615510
028A	HEN36								
029A	HEN40S	Low Flow	Yes	Clear	None	None	None	1.052	
030A	HEN45S	Low Flow	Yes	Clear	None	None	None	1.017	
031A	HEN46	Low Flow	Yes	Clear	None	None	None	3.258	21615491
032A	HEN47	Low Flow	Yes	Clear	None	None	None	3.336	21615505
033A	HEN49	Low Flow	Yes	Clear	None	None	None	0.72	21615490
034A	HEN50	Low Flow	Yes	Clear	None	None	None	0.977	21615489
035A	HEN51	Low Flow	Yes	Clear	Slight	None	None	over	21615608
036A	HEN52	Low Flow	Yes	Clear	None	None	None	3.4	21615145
037A	HEN54	Low Flow	Yes	Clear	None	None	None	3.597	21615143

Site Sampling Event	HEN-Q2-2023	
LIMS Workorder	23051600	
Technician	JR,JC/TAC,BG	
WO Sample	Well ID	Trans Reads
001A	HEN02	
002A	HEN03R	447.0424
003A	HEN05R	
004A	HEN05DR	
005A	HEN07	137.3366
006A	HEN08	136.4609
007A	HEN08D	448.15
008A	HEN10	NA
009A	HEN12	447.3286
010A	HEN13	447.4906
011A	HEN16	136.388
012A	HEN17	137.7737
013A	HEN18S	447.0615
014A	HEN18D	447.3612
015A	HEN21R	447.75
016A	HEN22	447.26
017A	HEN22D	447.58
018A	HEN23	447.9
019A	HEN25	
020A	HEN26	
021A	HEN27	447.76
022A	HEN30	
023A	HEN31	
024A	HEN32	447.65
025A	HEN33	
026A	HEN34	446.53
027A	HEN35	447.75
028A	HEN36	
029A	HEN40S	
030A	HEN45S	
031A	HEN46	447.5016
032A	HEN47	447.2565
033A	HEN49	447.82
034A	HEN50	447.15
035A	HEN51	447.8
036A	HEN52	447.4773
037A	HEN54	447.2757

Site Sampling Event	HEN-Q2-2023	
LIMS Workorder	23051600	
Technician	JR,JC/TAC,BG	
WO Sample	Well ID	Trans Reads
038A	HEN55	
039A	HENXPW01	
040A	HENXPW02	
041A	HENXPW03	
042A	HENXSG01	
043A	HENYSGILRIVER	
044A	FIELD Blank	
045A	HEN08 Dup	136.4609

Site Sampling Event	HEN-Q2-2023
LIMS Workorder	23051600
Technician	JR,JC/TAC,BG

Well ID	Date	Time	Time (adj)	Temp (deg C)	Temp (deg F)	pH (SU)	Sp Cond (µS/cm)	Sp Cond (µmhos/cm @25C)	ODO (mg/L)
HEN02	6/1/2023	11:02	1102	12.2	53.96	6.89	1012.2	1012.2	2.31
HEN03R	5/31/2023	13:12	1312	18.4	65.12	7.27	926.7	926.7	0.78
HEN05R	5/31/2023	15:17	1517	17.1	62.78	7.6	857.7	857.7	1.03
HEN05DR	5/31/2023	14:58	1458	17.5	63.5	7.43	864.3	864.3	1.1
HEN07	6/1/2023	11:45	1145	11.8	53.24	6.66	1209.8	1209.8	2.6
HEN08	6/1/2023	8:54	0854	13.3	55.94	6.53	1616.9	1616.9	2.59
HEN08D	5/31/2023	15:10	1510	13.8	56.84	6.63	2246.5	2246.5	1.55
HEN10	5/31/2023	9:22	0922	17.5	63.5	6.79	845.7	845.7	3.81
HEN12	5/31/2023	11:37	1137	15.7	60.26	7.17	817.4	817.4	5.17
HEN13	5/31/2023	12:04	1204	16.2	61.16	7.2	813.7	813.7	5.2
HEN16	6/1/2023	9:40	0940	18.8	65.84	7.21	807	807	2.82
HEN17	6/1/2023	10:08	1008	15.9	60.62	6.96	872.1	872.1	8.01
HEN18S	5/31/2023	14:15	1415	17.2	62.96	7.36	921	921	0.85
HEN18D	5/31/2023	13:49	1349	17.5	63.5	7.19	921.7	921.7	0.86
HEN21R	5/31/2023	11:09	1109	13.2	55.76	7.37	1152.6	1152.6	1.12
HEN22	5/31/2023	14:01	1401	15.7	60.26	7.58	998.8	998.8	1.43
HEN22D	5/31/2023	14:19	1419	15.9	60.62	7.24	1119	1119	1.41
HEN23	5/31/2023	12:00	1200	13	55.4	7.41	1282	1282	1.55
HEN25	5/31/2023	12:59	1259	13.4	56.12	7.15	881.5	881.5	2.45
HEN26	5/31/2023	12:41	1241	15	59	7.06	1058.7	1058.7	1.42
HEN27	5/31/2023	9:15	0915	12	53.6	6.98	1128.8	1128.8	1.05
Well ID	Date	Time	Time (adj)	Temp (deg C)	Temp (deg F)	pH (SU)	Sp Cond (µS/cm)	Sp Cond (µmhos/cm @25C)	ODO (mg/L)
Well ID	Date	Time	Time (adj)	Temp (deg C)	Temp (deg F)	pH (SU)	Sp Cond (µS/cm)	Sp Cond (µmhos/cm @25C)	ODO (mg/L)
HEN32	5/31/2023	9:45	0945	11	51.8	6.92	997.2	997.2	1.24
Well ID	Date	Time	Time (adj)	Temp (deg C)	Temp (deg F)	pH (SU)	Sp Cond (µS/cm)	Sp Cond (µmhos/cm @25C)	ODO (mg/L)
HEN34	5/31/2023	10:39	1039	12.3	54.14	6.92	1247.9	1247.9	1.6
HEN35	5/31/2023	10:09	1009	12.9	55.22	6.88	1647.1	1647.1	1.6
Well ID	Date	Time	Time (adj)	Temp (deg C)	Temp (deg F)	pH (SU)	Sp Cond (µS/cm)	Sp Cond (µmhos/cm @25C)	ODO (mg/L)
HEN40S	6/1/2023	10:34	1034	16.9	62.42	7.68	805.7	805.7	1.34
HEN45S	6/1/2023	11:06	1106	19.9	67.82	6.94	1114.4	1114.4	1.11
HEN46	5/31/2023	11:00	1100	16.1	60.98	7.1	815.3	815.3	4.84
HEN47	5/31/2023	9:56	0956	18.1	64.58	6.89	868.3	868.3	3.6
HEN49	5/31/2023	12:19	1219	14.9	58.82	7.04	1078.8	1078.8	1.36
HEN50	5/31/2023	13:37	1337	15.5	59.9	7.35	1054.6	1054.6	1.17
HEN51	5/31/2023	11:37	1137	12.9	55.22	7.24	1128.8	1128.8	1.5
HEN52	6/1/2023	10:29	1029	17.3	63.14	7.49	816.8	816.8	3.71

Site Sampling Event	HEN-Q2-2023
LIMS Workorder	23051600
Technician	JR,JC/TAC,BG

Well ID	Date	Time	Time (adj)	Temp (deg C)	Temp (deg F)	pH (SU)	Sp Cond (µS/cm)	Sp Cond (µmhos/cm @25C)	ODO (mg/L)
HEN54	5/31/2023	10:27	1027	17.1	62.78	7.07	827.9	827.9	5.71
Well ID	Date	Time	Time (adj)	Temp (deg C)	Temp (deg F)	pH (SU)	Sp Cond (µS/cm)	Sp Cond (µmhos/cm @25C)	ODO (mg/L)
HENXPW01	6/1/2023	8:58	0858	16.5	61.7	10.99	1116.4	1116.4	1.1
HENXPW02	6/1/2023	9:25	0925	16.3	61.34	11.82	3688	3688	1.57
HENXPW03	6/1/2023	9:52	0952	15.5	59.9	11.4	1573.1	1573.1	1.35
Well ID	Date	Time	Time (adj)	Temp (deg C)	Temp (deg F)	pH (SU)	Sp Cond (µS/cm)	Sp Cond (µmhos/cm @25C)	ODO (mg/L)
Well ID	Date	Time	Time (adj)	Temp (deg C)	Temp (deg F)	pH (SU)	Sp Cond (µS/cm)	Sp Cond (µmhos/cm @25C)	ODO (mg/L)
Well ID	Date	Time	Time (adj)	Temp (deg C)	Temp (deg F)	pH (SU)	Sp Cond (µS/cm)	Sp Cond (µmhos/cm @25C)	ODO (mg/L)
Well ID	Date	Time	Time (adj)	Temp (deg C)	Temp (deg F)	pH (SU)	Sp Cond (µS/cm)	Sp Cond (µmhos/cm @25C)	ODO (mg/L)

Site Sampling Event
LIMS Workorder
Technician

Well ID	Turbidity (NTU)	ORP (mV)	Purge Volume (gal)	DTB (ft)	DTW (ft)	MP Elev (ft)	GW Elev (ft)	LIMS ID
HEN02	-0.24	132.4			44.96			23051600-001A
HEN03R	0.61	116			35.04			23051600-002A
HEN05R	-0.52	144.2			41.35			23051600-003A
HEN05DR	-0.78	145.8			41.32			23051600-004A
HEN07	-3.05	154.7			67.8			23051600-005A
HEN08	-3.01	167.7			53.84			23051600-006A
HEN08D	-2.01	77.1			54.12			23051600-007A
HEN10	-0.87	145.3			50.78			23051600-008A
HEN12	-0.77	147.9			51.21			23051600-009A
HEN13	-0.78	152.2			51.21			23051600-010A
HEN16	-2.83	138.1			54.57			23051600-011A
HEN17	-0.91	151.1			55.96			23051600-012A
HEN18S	-0.81	134.9			40.86			23051600-013A
HEN18D	16.77	140.1			40.91			23051600-014A
HEN21R	42.19	-178.5			5.92			23051600-015A
HEN22	-2.68	48.8			18.45			23051600-016A
HEN22D	1.83	-121			19.1			23051600-017A
HEN23	-1.79	-127.1			16.72			23051600-018A
HEN25	-1.34	36.3			15.94			23051600-019A
HEN26	-2.77	18.3			16			23051600-020A
HEN27	8.18	-15.7			4.14			23051600-021A
Well ID	Turbidity (NTU)	ORP (mV)	Purge Volume (gal)		6.62			23051600-022A
Well ID	Turbidity (NTU)	ORP (mV)	Purge Volume (gal)		6.56			23051600-023A
HEN32	6.19	85.7			5.22			23051600-024A
Well ID	Turbidity (NTU)	ORP (mV)	Purge Volume (gal)		4.03			23051600-025A
HEN34	1.79	-82.7			8.66			23051600-026A
HEN35	2.18	104.8			8.3			23051600-027A
Well ID	Turbidity (NTU)	ORP (mV)	Purge Volume (gal)		15.32			23051600-028A
HEN40S	-2.71	124.2			40.54			23051600-029A
HEN45S	2.52	137.8			20.42			23051600-030A
HEN46	-0.46	139.6			51.4			23051600-031A
HEN47	-0.83	144.7			55.66			23051600-032A
HEN49	21.09	-19			21.54			23051600-033A
HEN50	1.85	33.5			18.25			23051600-034A
HEN51	6.08	-135.3			18.5			23051600-035A
HEN52	2.82	92.2			53.89			23051600-036A

Site Sampling Event								
LIMS Workorder								
Technician								
Well ID	Turbidity (NTU)	ORP (mV)	Purge Volume (gal)	DTB (ft)	DTW (ft)	MP Elev (ft)	GW Elev (ft)	LIMS ID
HEN54	-0.33	148.6			53.23			23051600-037A
Well ID	Turbidity (NTU)	ORP (mV)	Purge Volume (gal)		50.55			23051600-038A
HENXPW01	1.99	-172.4			10.25			23051600-039A
HENXPW02	1.35	-74.7			15.37			23051600-040A
HENXPW03	-0.23	-35.9			6.41			23051600-041A
Well ID	Turbidity (NTU)	ORP (mV)	Purge Volume (gal)		7.17			23051600-042A
Well ID	Turbidity (NTU)	ORP (mV)	Purge Volume (gal)		440.5			23051600-043A
Well ID	Turbidity (NTU)	ORP (mV)	Purge Volume (gal)					23051600-044A
Well ID	Turbidity (NTU)	ORP (mV)	Purge Volume (gal)		53.84			23051600-045A

Site Sampling Event	HEN-Q2-2023
LIMS Workorder	23051600
Technician	

Well ID	Date	Time	Time (adj)	DTW	Drawdown	Temp (deg C)	Temp (deg F)	pH (SU)	Sp Cond (µS/cm)	Sp Cond (µmhos/cm @25C)
HEN02	6/1/2023	10:56	1056	44.96		12.9	55.22	7.68	855.3	855.3
HEN02	6/1/2023	10:59	1059	44.96		12.2	53.96	7.03	997.9	997.9
HEN02	6/1/2023	11:02	1102	44.96		12.2	53.96	6.89	1012.2	1012.2

Site Sampling Event	HEN-Q2-2023
LIMS Workorder	23051600
Technician	

Well ID	Date	ODO (mg/L)	Turbidity (NTU)	ORP (mV)	Purge Volume (gal)
HEN02	6/1/2023	8.69	0.45	114.6	
HEN02	6/1/2023	2.31	-0.11	127.1	
HEN02	6/1/2023	2.31	-0.24	132.4	

Site Sampling Event	HEN-Q2-2023
LIMS Workorder	23051600
Technician	

Well ID	Date	Time	Time (adj)	DTW	Drawdown	Temp (deg C)	Temp (deg F)	pH (SU)	Sp Cond (µS/cm)	Sp Cond (µmhos/cm @25C)
HEN03R	5/31/2023	13:06	1306	35.04		18.5	65.3	7.47	928.9	928.9
HEN03R	5/31/2023	13:09	1309	35.04		18.4	65.12	7.31	927.4	927.4
HEN03R	5/31/2023	13:12	1312	35.04		18.4	65.12	7.27	926.7	926.7

Site Sampling Event	HEN-Q2-2023
LIMS Workorder	23051600
Technician	

Well ID	Date	ODO (mg/L)	Turbidity (NTU)	ORP (mV)	Purge Volume (gal)
HEN03R	5/31/2023	0.95	3.21	116	
HEN03R	5/31/2023	0.82	1.17	116	
HEN03R	5/31/2023	0.78	0.61	116	

Site Sampling Event	HEN-Q2-2023
LIMS Workorder	23051600
Technician	

Well ID	Date	Time	Time (adj)	DTW	Drawdown	Temp (deg C)	Temp (deg F)	pH (SU)	Sp Cond (µS/cm)	Sp Cond (µmhos/cm @25C)
HEN05R	5/31/2023	15:11	1511	41.35		17.1	62.78	7.65	858.7	858.7
HEN05R	5/31/2023	15:14	1514	41.35		17.2	62.96	7.61	858	858
HEN05R	5/31/2023	15:17	1517	41.35		17.1	62.78	7.6	857.7	857.7

Site Sampling Event	HEN-Q2-2023
LIMS Workorder	23051600
Technician	

Well ID	Date	ODO (mg/L)	Turbidity (NTU)	ORP (mV)	Purge Volume (gal)
HEN05R	5/31/2023	1.4	1.09	145.1	
HEN05R	5/31/2023	1.07	-0.05	144.8	
HEN05R	5/31/2023	1.03	-0.52	144.2	

Site Sampling Event	HEN-Q2-2023
LIMS Workorder	23051600
Technician	

Well ID	Date	Time	Time (adj)	DTW	Drawdown	Temp (deg C)	Temp (deg F)	pH (SU)	Sp Cond (µS/cm)	Sp Cond (µmhos/cm @25C)
HEN05DR	5/31/2023	14:52	1452	41.32		17.3	63.14	7.53	861.5	861.5
HEN05DR	5/31/2023	14:55	1455	41.32		17.4	63.32	7.44	864.8	864.8
HEN05DR	5/31/2023	14:58	1458	41.32		17.5	63.5	7.43	864.3	864.3

Site Sampling Event	HEN-Q2-2023
LIMS Workorder	23051600
Technician	

Well ID	Date	ODO (mg/L)	Turbidity (NTU)	ORP (mV)	Purge Volume (gal)
HEN05DR	5/31/2023	3.51	-0.34	146.5	
HEN05DR	5/31/2023	1.22	-0.35	146.6	
HEN05DR	5/31/2023	1.1	-0.78	145.8	

Site Sampling Event	HEN-Q2-2023
LIMS Workorder	23051600
Technician	

Well ID	Date	Time	Time (adj)	DTW	Drawdown	Temp (deg C)	Temp (deg F)	pH (SU)	Sp Cond (µS/cm)	Sp Cond (µmhos/cm @25C)
HEN07	6/1/2023	11:39	1139	67.8		11.8	53.24	6.7	1199.7	1199.7
HEN07	6/1/2023	11:42	1142	67.8		11.8	53.24	6.68	1206.5	1206.5
HEN07	6/1/2023	11:45	1145	67.8		11.8	53.24	6.66	1209.8	1209.8

Site Sampling Event	HEN-Q2-2023
LIMS Workorder	23051600
Technician	

Well ID	Date	ODO (mg/L)	Turbidity (NTU)	ORP (mV)	Purge Volume (gal)
HEN07	6/1/2023	3.3	-2.91	152.9	
HEN07	6/1/2023	2.88	-2.95	154	
HEN07	6/1/2023	2.6	-3.05	154.7	

Site Sampling Event	HEN-Q2-2023
LIMS Workorder	23051600
Technician	

Well ID	Date	Time	Time (adj)	DTW	Drawdown	Temp (deg C)	Temp (deg F)	pH (SU)	Sp Cond (μS/cm)	Sp Cond (μmhos/cm @25C)
HEN08	6/1/2023	8:48	0848	53.84		13.4	56.12	6.52	1615.4	1615.4
HEN08	6/1/2023	8:51	0851	53.84		13.3	55.94	6.53	1615.8	1615.8
HEN08	6/1/2023	8:54	0854	53.84		13.3	55.94	6.53	1616.9	1616.9

Site Sampling Event	HEN-Q2-2023
LIMS Workorder	23051600
Technician	

Well ID	Date	ODO (mg/L)	Turbidity (NTU)	ORP (mV)	Purge Volume (gal)
HEN08	6/1/2023	2.95	-2.93	169.5	
HEN08	6/1/2023	2.73	-2.96	168.6	
HEN08	6/1/2023	2.59	-3.01	167.7	

Site Sampling Event	HEN-Q2-2023
LIMS Workorder	23051600
Technician	

Well ID	Date	Time	Time (adj)	DTW	Drawdown	Temp (deg C)	Temp (deg F)	pH (SU)	Sp Cond (µS/cm)	Sp Cond (µmhos/cm @25C)
HEN08D	5/31/2023	15:04	1504	54.12		13.9	57.02	6.65	2259.7	2259.7
HEN08D	5/31/2023	15:07	1507	54.12		13.9	57.02	6.64	2251.9	2251.9
HEN08D	5/31/2023	15:10	1510	54.12		13.8	56.84	6.63	2246.5	2246.5

Site Sampling Event	HEN-Q2-2023
LIMS Workorder	23051600
Technician	

Well ID	Date	ODO (mg/L)	Turbidity (NTU)	ORP (mV)	Purge Volume (gal)
HEN08D	5/31/2023	2.5	-0.62	68.5	
HEN08D	5/31/2023	1.85	-1.36	73.3	
HEN08D	5/31/2023	1.55	-2.01	77.1	

Site Sampling Event	HEN-Q2-2023
LIMS Workorder	23051600
Technician	

Well ID	Date	Time	Time (adj)	DTW	Drawdown	Temp (deg C)	Temp (deg F)	pH (SU)	Sp Cond (μS/cm)	Sp Cond (μmhos/cm @25C)
HEN10	5/31/2023	9:16	0916	50.78		17.5	63.5	6.72	848.9	848.9
HEN10	5/31/2023	9:19	0919	50.78		17.5	63.5	6.76	846.3	846.3
HEN10	5/31/2023	9:22	0922	50.78		17.5	63.5	6.79	845.7	845.7

Site Sampling Event	HEN-Q2-2023
LIMS Workorder	23051600
Technician	

Well ID	Date	ODO (mg/L)	Turbidity (NTU)	ORP (mV)	Purge Volume (gal)
HEN10	5/31/2023	3.43	-0.43	145.1	
HEN10	5/31/2023	3.71	-0.86	145.2	
HEN10	5/31/2023	3.81	-0.87	145.3	

Site Sampling Event	HEN-Q2-2023
LIMS Workorder	23051600
Technician	

Well ID	Date	Time	Time (adj)	DTW	Drawdown	Temp (deg C)	Temp (deg F)	pH (SU)	Sp Cond (µS/cm)	Sp Cond (µmhos/cm @25C)
HEN12	5/31/2023	11:31	1131	51.21		16.3	61.34	7.56	827.5	827.5
HEN12	5/31/2023	11:34	1134	51.21		15.7	60.26	7.25	816.9	816.9
HEN12	5/31/2023	11:37	1137	51.21		15.7	60.26	7.17	817.4	817.4

Site Sampling Event	HEN-Q2-2023
LIMS Workorder	23051600
Technician	

Well ID	Date	ODO (mg/L)	Turbidity (NTU)	ORP (mV)	Purge Volume (gal)
HEN12	5/31/2023	6.12	-0.14	139.8	
HEN12	5/31/2023	5.16	-0.7	144.7	
HEN12	5/31/2023	5.17	-0.77	147.9	

Site Sampling Event	HEN-Q2-2023
LIMS Workorder	23051600
Technician	

Well ID	Date	Time	Time (adj)	DTW	Drawdown	Temp (deg C)	Temp (deg F)	pH (SU)	Sp Cond (µS/cm)	Sp Cond (µmhos/cm @25C)
HEN13	5/31/2023	11:58	1158	51.21		16.1	60.98	7.21	815.2	815.2
HEN13	5/31/2023	12:01	1201	51.21		16.2	61.16	7.2	814.4	814.4
HEN13	5/31/2023	12:04	1204	51.21		16.2	61.16	7.2	813.7	813.7

Site Sampling Event	HEN-Q2-2023
LIMS Workorder	23051600
Technician	

Well ID	Date	ODO (mg/L)	Turbidity (NTU)	ORP (mV)	Purge Volume (gal)
HEN13	5/31/2023	5.24	-0.34	151.1	
HEN13	5/31/2023	5.21	-0.77	151.7	
HEN13	5/31/2023	5.2	-0.78	152.2	

Site Sampling Event	HEN-Q2-2023
LIMS Workorder	23051600
Technician	

Well ID	Date	Time	Time (adj)	DTW	Drawdown	Temp (deg C)	Temp (deg F)	pH (SU)	Sp Cond (μS/cm)	Sp Cond (μmhos/cm @25C)
HEN16	6/1/2023	9:34	0934	54.57		18.8	65.84	7.22	806.9	806.9
HEN16	6/1/2023	9:37	0937	54.57		18.7	65.66	7.21	807	807
HEN16	6/1/2023	9:40	0940	54.57		18.8	65.84	7.21	807	807

Site Sampling Event	HEN-Q2-2023
LIMS Workorder	23051600
Technician	

Well ID	Date	ODO (mg/L)	Turbidity (NTU)	ORP (mV)	Purge Volume (gal)
HEN16	6/1/2023	3.09	-2.75	137.7	
HEN16	6/1/2023	2.92	-2.85	138.1	
HEN16	6/1/2023	2.82	-2.83	138.1	

Site Sampling Event	HEN-Q2-2023
LIMS Workorder	23051600
Technician	

Well ID	Date	Time	Time (adj)	DTW	Drawdown	Temp (deg C)	Temp (deg F)	pH (SU)	Sp Cond (µS/cm)	Sp Cond (µmhos/cm @25C)
HEN17	6/1/2023	10:02	1002	55.96		15.9	60.62	6.99	874.7	874.7
HEN17	6/1/2023	10:05	1005	55.96		15.9	60.62	6.97	873	873
HEN17	6/1/2023	10:08	1008	55.96		15.9	60.62	6.96	872.1	872.1

Site Sampling Event	HEN-Q2-2023
LIMS Workorder	23051600
Technician	

Well ID	Date	ODO (mg/L)	Turbidity (NTU)	ORP (mV)	Purge Volume (gal)
HEN17	6/1/2023	8.14	-0.9	148.6	
HEN17	6/1/2023	8.09	-1.64	150.4	
HEN17	6/1/2023	8.01	-0.91	151.1	

Site Sampling Event	HEN-Q2-2023
LIMS Workorder	23051600
Technician	

Well ID	Date	Time	Time (adj)	DTW	Drawdown	Temp (deg C)	Temp (deg F)	pH (SU)	Sp Cond (µS/cm)	Sp Cond (µmhos/cm @25C)
HEN18S	5/31/2023	14:09	1409	40.86		17.2	62.96	7.37	919.8	919.8
HEN18S	5/31/2023	14:12	1412	40.86		17.2	62.96	7.36	920.3	920.3
HEN18S	5/31/2023	14:15	1415	40.86		17.2	62.96	7.36	921	921

Site Sampling Event	HEN-Q2-2023
LIMS Workorder	23051600
Technician	

Well ID	Date	ODO (mg/L)	Turbidity (NTU)	ORP (mV)	Purge Volume (gal)
HEN18S	5/31/2023	0.87	-0.5	136	
HEN18S	5/31/2023	0.84	-0.74	135.3	
HEN18S	5/31/2023	0.85	-0.81	134.9	

Site Sampling Event	HEN-Q2-2023
LIMS Workorder	23051600
Technician	

Well ID	Date	Time	Time (adj)	DTW	Drawdown	Temp (deg C)	Temp (deg F)	pH (SU)	Sp Cond (µS/cm)	Sp Cond (µmhos/cm @25C)
HEN18D	5/31/2023	13:43	1343	40.91		17.5	63.5	7.24	920.9	920.9
HEN18D	5/31/2023	13:46	1346	40.91		17.5	63.5	7.2	923.1	923.1
HEN18D	5/31/2023	13:49	1349	40.91		17.5	63.5	7.19	921.7	921.7

Site Sampling Event	HEN-Q2-2023
LIMS Workorder	23051600
Technician	

Well ID	Date	ODO (mg/L)	Turbidity (NTU)	ORP (mV)	Purge Volume (gal)
HEN18D	5/31/2023	1.16	5.27	139.7	
HEN18D	5/31/2023	1	12.32	140.2	
HEN18D	5/31/2023	0.86	16.77	140.1	

Site Sampling Event	HEN-Q2-2023
LIMS Workorder	23051600
Technician	

Well ID	Date	Time	Time (adj)	DTW	Drawdown	Temp (deg C)	Temp (deg F)	pH (SU)	Sp Cond (µS/cm)	Sp Cond (µmhos/cm @25C)
HEN21R	5/31/2023	10:57	1057	5.92		13.1	55.58	7.34	1149.1	1149.1
HEN21R	5/31/2023	11:00	1100	5.92		13.1	55.58	7.35	1150.9	1150.9
HEN21R	5/31/2023	11:03	1103	5.92		13	55.4	7.36	1152.8	1152.8
HEN21R	5/31/2023	11:06	1106	5.92		13.1	55.58	7.36	1150.1	1150.1
HEN21R	5/31/2023	11:09	1109	5.92		13.2	55.76	7.37	1152.6	1152.6

Site Sampling Event	HEN-Q2-2023
LIMS Workorder	23051600
Technician	

Well ID	Date	ODO (mg/L)	Turbidity (NTU)	ORP (mV)	Purge Volume (gal)
HEN21R	5/31/2023	1.91	69.19	-157.6	
HEN21R	5/31/2023	1.53	50.27	-167.6	
HEN21R	5/31/2023	1.33	54.99	-173.5	
HEN21R	5/31/2023	1.21	46.74	-177	
HEN21R	5/31/2023	1.12	42.19	-178.5	

Site Sampling Event	HEN-Q2-2023
LIMS Workorder	23051600
Technician	

Well ID	Date	Time	Time (adj)	DTW	Drawdown	Temp (deg C)	Temp (deg F)	pH (SU)	Sp Cond (µS/cm)	Sp Cond (µmhos/cm @25C)
HEN22	5/31/2023	13:55	1355	18.45		15.9	60.62	7.58	1000.6	1000.6
HEN22	5/31/2023	13:58	1358	18.45		15.8	60.44	7.58	1000.3	1000.3
HEN22	5/31/2023	14:01	1401	18.45		15.7	60.26	7.58	998.8	998.8

Site Sampling Event	HEN-Q2-2023
LIMS Workorder	23051600
Technician	

Well ID	Date	ODO (mg/L)	Turbidity (NTU)	ORP (mV)	Purge Volume (gal)
HEN22	5/31/2023	2.78	-0.9	56.8	
HEN22	5/31/2023	1.8	-2.23	52.4	
HEN22	5/31/2023	1.43	-2.68	48.8	

Site Sampling Event	HEN-Q2-2023
LIMS Workorder	23051600
Technician	

Well ID	Date	Time	Time (adj)	DTW	Drawdown	Temp (deg C)	Temp (deg F)	pH (SU)	Sp Cond (µS/cm)	Sp Cond (µmhos/cm @25C)
HEN22D	5/31/2023	14:13	1413	19.1		15.9	60.62	7.24	1126.4	1126.4
HEN22D	5/31/2023	14:16	1416	19.1		15.9	60.62	7.24	1122.3	1122.3
HEN22D	5/31/2023	14:19	1419	19.1		15.9	60.62	7.24	1119	1119

Site Sampling Event	HEN-Q2-2023
LIMS Workorder	23051600
Technician	

Well ID	Date	ODO (mg/L)	Turbidity (NTU)	ORP (mV)	Purge Volume (gal)
HEN22D	5/31/2023	2.87	4.8	-108	
HEN22D	5/31/2023	1.74	3.75	-118.3	
HEN22D	5/31/2023	1.41	1.83	-121	

Site Sampling Event	HEN-Q2-2023
LIMS Workorder	23051600
Technician	

Well ID	Date	Time	Time (adj)	DTW	Drawdown	Temp (deg C)	Temp (deg F)	pH (SU)	Sp Cond (µS/cm)	Sp Cond (µmhos/cm @25C)
HEN23	5/31/2023	11:54	1154	16.72		12.9	55.22	7.4	1295.7	1295.7
HEN23	5/31/2023	11:57	1157	16.72		12.9	55.22	7.41	1289.1	1289.1
HEN23	5/31/2023	12:00	1200	16.72		13	55.4	7.41	1282	1282

Site Sampling Event	HEN-Q2-2023
LIMS Workorder	23051600
Technician	

Well ID	Date	ODO (mg/L)	Turbidity (NTU)	ORP (mV)	Purge Volume (gal)
HEN23	5/31/2023	3.09	-0.46	-128.2	
HEN23	5/31/2023	1.96	-1.38	-132.4	
HEN23	5/31/2023	1.55	-1.79	-127.1	

Site Sampling Event	HEN-Q2-2023
LIMS Workorder	23051600
Technician	

Well ID	Date	Time	Time (adj)	DTW	Drawdown	Temp (deg C)	Temp (deg F)	pH (SU)	Sp Cond (µS/cm)	Sp Cond (µmhos/cm @25C)
HEN25	5/31/2023	12:53	1253	15.94		13.5	56.3	7.17	893.9	893.9
HEN25	5/31/2023	12:56	1256	15.94		13.4	56.12	7.15	885.4	885.4
HEN25	5/31/2023	12:59	1259	15.94		13.4	56.12	7.15	881.5	881.5

Site Sampling Event	HEN-Q2-2023
LIMS Workorder	23051600
Technician	

Well ID	Date	ODO (mg/L)	Turbidity (NTU)	ORP (mV)	Purge Volume (gal)
HEN25	5/31/2023	2.94	9.17	34.3	
HEN25	5/31/2023	2.49	0.38	34.8	
HEN25	5/31/2023	2.45	-1.34	36.3	

Site Sampling Event	HEN-Q2-2023
LIMS Workorder	23051600
Technician	

Well ID	Date	Time	Time (adj)	DTW	Drawdown	Temp (deg C)	Temp (deg F)	pH (SU)	Sp Cond (µS/cm)	Sp Cond (µmhos/cm @25C)
HEN26	5/31/2023	12:35	1235	16		15	59	7.1	1059.8	1059.8
HEN26	5/31/2023	12:38	1238	16		14.9	58.82	7.07	1058	1058
HEN26	5/31/2023	12:41	1241	16		15	59	7.06	1058.7	1058.7

Site Sampling Event	HEN-Q2-2023
LIMS Workorder	23051600
Technician	

Well ID	Date	ODO (mg/L)	Turbidity (NTU)	ORP (mV)	Purge Volume (gal)
HEN26	5/31/2023	2.58	-1.65	19.6	
HEN26	5/31/2023	1.75	-2.66	18.3	
HEN26	5/31/2023	1.42	-2.77	18.3	

Site Sampling Event	HEN-Q2-2023
LIMS Workorder	23051600
Technician	

Well ID	Date	Time	Time (adj)	DTW	Drawdown	Temp (deg C)	Temp (deg F)	pH (SU)	Sp Cond (µS/cm)	Sp Cond (µmhos/cm @25C)
HEN27	5/31/2023	9:06	0906	4.14		12	53.6	6.97	1128	1128
HEN27	5/31/2023	9:09	0909	4.14		11.9	53.42	6.98	1128.4	1128.4
HEN27	5/31/2023	9:12	0912	4.14		11.9	53.42	6.98	1128	1128
HEN27	5/31/2023	9:15	0915	4.14		12	53.6	6.98	1128.8	1128.8

Site Sampling Event	HEN-Q2-2023
LIMS Workorder	23051600
Technician	

Well ID	Date	ODO (mg/L)	Turbidity (NTU)	ORP (mV)	Purge Volume (gal)
HEN27	5/31/2023	1.22	11.64	3.1	
HEN27	5/31/2023	1.15	9.39	-4.6	
HEN27	5/31/2023	1.09	5.47	-10.3	
HEN27	5/31/2023	1.05	8.18	-15.7	

Site Sampling Event	HEN-Q2-2023
LIMS Workorder	23051600
Technician	

Well ID	Date	Time	Time (adj)	DTW	Drawdown	Temp (deg C)	Temp (deg F)	pH (SU)	Sp Cond (μS/cm)	Sp Cond (μmhos/cm @25C)
HEN30	5/30/2023	1509	1509							

Site Sampling Event	HEN-Q2-2023
LIMS Workorder	23051600
Technician	
Well ID	Date
HEN30	5/30/2023

ODO (mg/L)	Turbidity (NTU)	ORP (mV)	Purge Volume (gal)
------------	-----------------	----------	--------------------

Site Sampling Event	HEN-Q2-2023
LIMS Workorder	23051600
Technician	
Well ID	Date
HEN31	5/30/2023

Time	Time (adj)	DTW	Drawdown	Temp (deg C)	Temp (deg F)	pH (SU)	Sp Cond (μS/cm)	Sp Cond (μmhos/cm @25C)
1509	1509							

Site Sampling Event	HEN-Q2-2023
LIMS Workorder	23051600
Technician	
Well ID	Date
HEN31	5/30/2023

ODO (mg/L)	Turbidity (NTU)	ORP (mV)	Purge Volume (gal)
------------	-----------------	----------	--------------------

Site Sampling Event	HEN-Q2-2023
LIMS Workorder	23051600
Technician	

Well ID	Date	Time	Time (adj)	DTW	Drawdown	Temp (deg C)	Temp (deg F)	pH (SU)	Sp Cond (µS/cm)	Sp Cond (µmhos/cm @25C)
HEN32	5/31/2023	9:33	0933	5.22		11.1	51.98	6.98	1001.2	1001.2
HEN32	5/31/2023	9:36	0936	5.22		11	51.8	6.95	999.6	999.6
HEN32	5/31/2023	9:39	0939	5.22		11	51.8	6.93	999	999
HEN32	5/31/2023	9:42	0942	5.22		11.1	51.98	6.92	997.5	997.5
HEN32	5/31/2023	9:45	0945	5.22		11	51.8	6.92	997.2	997.2

Site Sampling Event	HEN-Q2-2023
LIMS Workorder	23051600
Technician	

Well ID	Date	ODO (mg/L)	Turbidity (NTU)	ORP (mV)	Purge Volume (gal)
HEN32	5/31/2023	2.69	31.45	83.2	
HEN32	5/31/2023	1.9	19.9	84	
HEN32	5/31/2023	1.56	14.63	84.9	
HEN32	5/31/2023	1.37	9.91	85.3	
HEN32	5/31/2023	1.24	6.19	85.7	

Site Sampling Event	HEN-Q2-2023
LIMS Workorder	23051600
Technician	
Well ID	Date
HEN33	5/30/2023

Time	Time (adj)	DTW	Drawdown	Temp (deg C)	Temp (deg F)	pH (SU)	Sp Cond (μS/cm)	Sp Cond (μmhos/cm @25C)
1515	1515							

Site Sampling Event	HEN-Q2-2023
LIMS Workorder	23051600
Technician	
Well ID	Date
HEN33	5/30/2023

ODO (mg/L)	Turbidity (NTU)	ORP (mV)	Purge Volume (gal)

Site Sampling Event	HEN-Q2-2023
LIMS Workorder	23051600
Technician	

Well ID	Date	Time	Time (adj)	DTW	Drawdown	Temp (deg C)	Temp (deg F)	pH (SU)	Sp Cond (µS/cm)	Sp Cond (µmhos/cm @25C)
HEN34	5/31/2023	10:33	1033	8.66		12.2	53.96	7.02	1201.8	1201.8
HEN34	5/31/2023	10:36	1036	8.66		12.2	53.96	6.94	1225.3	1225.3
HEN34	5/31/2023	10:39	1039	8.66		12.3	54.14	6.92	1247.9	1247.9

Site Sampling Event	HEN-Q2-2023
LIMS Workorder	23051600
Technician	

Well ID	Date	ODO (mg/L)	Turbidity (NTU)	ORP (mV)	Purge Volume (gal)
HEN34	5/31/2023	2.92	10.71	-13	
HEN34	5/31/2023	1.98	4.75	-64.2	
HEN34	5/31/2023	1.6	1.79	-82.7	

Site Sampling Event	HEN-Q2-2023
LIMS Workorder	23051600
Technician	

Well ID	Date	Time	Time (adj)	DTW	Drawdown	Temp (deg C)	Temp (deg F)	pH (SU)	Sp Cond (µS/cm)	Sp Cond (µmhos/cm @25C)
HEN35	5/31/2023	10:03	1003	8.3		13	55.4	6.89	1663.9	1663.9
HEN35	5/31/2023	10:06	1006	8.3		12.9	55.22	6.88	1652.8	1652.8
HEN35	5/31/2023	10:09	1009	8.3		12.9	55.22	6.88	1647.1	1647.1

Site Sampling Event	HEN-Q2-2023
LIMS Workorder	23051600
Technician	

Well ID	Date	ODO (mg/L)	Turbidity (NTU)	ORP (mV)	Purge Volume (gal)
HEN35	5/31/2023	3.18	8.32	107.4	
HEN35	5/31/2023	2.04	3.93	106.1	
HEN35	5/31/2023	1.6	2.18	104.8	

Site Sampling Event	HEN-Q2-2023
LIMS Workorder	23051600
Technician	
Well ID	Date
HEN36	5/30/2023

Time	Time (adj)	DTW	Drawdown	Temp (deg C)	Temp (deg F)	pH (SU)	Sp Cond (μS/cm)	Sp Cond (μmhos/cm @25C)
1528	1528							

Site Sampling Event	HEN-Q2-2023
LIMS Workorder	23051600
Technician	
Well ID	Date
HEN36	5/30/2023

ODO (mg/L)	Turbidity (NTU)	ORP (mV)	Purge Volume (gal)
------------	-----------------	----------	--------------------

Site Sampling Event	HEN-Q2-2023
LIMS Workorder	23051600
Technician	

Well ID	Date	Time	Time (adj)	DTW	Drawdown	Temp (deg C)	Temp (deg F)	pH (SU)	Sp Cond (µS/cm)	Sp Cond (µmhos/cm @25C)
HEN40S	6/1/2023	10:28	1028	40.54		17	62.6	7.67	805.5	805.5
HEN40S	6/1/2023	10:31	1031	40.54		16.9	62.42	7.67	804.2	804.2
HEN40S	6/1/2023	10:34	1034	40.54		16.9	62.42	7.68	805.7	805.7

Site Sampling Event	HEN-Q2-2023
LIMS Workorder	23051600
Technician	

Well ID	Date	ODO (mg/L)	Turbidity (NTU)	ORP (mV)	Purge Volume (gal)
HEN40S	6/1/2023	1.94	-2.52	126.4	
HEN40S	6/1/2023	1.55	-2.72	125.1	
HEN40S	6/1/2023	1.34	-2.71	124.2	

Site Sampling Event	HEN-Q2-2023
LIMS Workorder	23051600
Technician	

Well ID	Date	Time	Time (adj)	DTW	Drawdown	Temp (deg C)	Temp (deg F)	pH (SU)	Sp Cond (µS/cm)	Sp Cond (µmhos/cm @25C)
HEN45S	6/1/2023	11:00	1100	20.42		19.9	67.82	6.94	1114.4	1114.4
HEN45S	6/1/2023	11:03	1103	20.42		19.9	67.82	6.94	1113.9	1113.9
HEN45S	6/1/2023	11:06	1106	20.42		19.9	67.82	6.94	1114.4	1114.4

Site Sampling Event	HEN-Q2-2023
LIMS Workorder	23051600
Technician	

Well ID	Date	ODO (mg/L)	Turbidity (NTU)	ORP (mV)	Purge Volume (gal)
HEN45S	6/1/2023	1.53	4.52	136.5	
HEN45S	6/1/2023	1.26	2.67	137.5	
HEN45S	6/1/2023	1.11	2.52	137.8	

Site Sampling Event	HEN-Q2-2023
LIMS Workorder	23051600
Technician	

Well ID	Date	Time	Time (adj)	DTW	Drawdown	Temp (deg C)	Temp (deg F)	pH (SU)	Sp Cond (µS/cm)	Sp Cond (µmhos/cm @25C)
HEN46	5/31/2023	10:54	1054	51.4		16.4	61.52	7.25	818.5	818.5
HEN46	5/31/2023	10:57	1057	51.4		16.2	61.16	7.14	815.9	815.9
HEN46	5/31/2023	11:00	1100	51.4		16.1	60.98	7.1	815.3	815.3

Site Sampling Event	HEN-Q2-2023
LIMS Workorder	23051600
Technician	

Well ID	Date	ODO (mg/L)	Turbidity (NTU)	ORP (mV)	Purge Volume (gal)
HEN46	5/31/2023	5.15	0.24	131.4	
HEN46	5/31/2023	4.91	-0.06	136.5	
HEN46	5/31/2023	4.84	-0.46	139.6	

Site Sampling Event	HEN-Q2-2023
LIMS Workorder	23051600
Technician	

Well ID	Date	Time	Time (adj)	DTW	Drawdown	Temp (deg C)	Temp (deg F)	pH (SU)	Sp Cond (μS/cm)	Sp Cond (μmhos/cm @25C)
HEN47	5/31/2023	9:50	0950	55.66		18.1	64.58	6.94	868.4	868.4
HEN47	5/31/2023	9:53	0953	55.66		18.1	64.58	6.9	867.3	867.3
HEN47	5/31/2023	9:56	0956	55.66		18.1	64.58	6.89	868.3	868.3

Site Sampling Event	HEN-Q2-2023
LIMS Workorder	23051600
Technician	

Well ID	Date	ODO (mg/L)	Turbidity (NTU)	ORP (mV)	Purge Volume (gal)
HEN47	5/31/2023	3.73	-0.04	141.7	
HEN47	5/31/2023	3.63	0.03	143.4	
HEN47	5/31/2023	3.6	-0.83	144.7	

Site Sampling Event	HEN-Q2-2023
LIMS Workorder	23051600
Technician	

Well ID	Date	Time	Time (adj)	DTW	Drawdown	Temp (deg C)	Temp (deg F)	pH (SU)	Sp Cond (µS/cm)	Sp Cond (µmhos/cm @25C)
HEN49	5/31/2023	12:10	1210	21.54		14.8	58.64	7.16	1082.6	1082.6
HEN49	5/31/2023	12:13	1213	21.54		14.8	58.64	7.07	1080.4	1080.4
HEN49	5/31/2023	12:16	1216	21.54		14.7	58.46	7.05	1079.3	1079.3
HEN49	5/31/2023	12:19	1219	21.54		14.9	58.82	7.04	1078.8	1078.8

Site Sampling Event	HEN-Q2-2023
LIMS Workorder	23051600
Technician	

Well ID	Date	ODO (mg/L)	Turbidity (NTU)	ORP (mV)	Purge Volume (gal)
HEN49	5/31/2023	5.26	6.14	-68.4	
HEN49	5/31/2023	2.34	20.09	-39.8	
HEN49	5/31/2023	1.65	23.12	-27.3	
HEN49	5/31/2023	1.36	21.09	-19	

Site Sampling Event	HEN-Q2-2023
LIMS Workorder	23051600
Technician	

Well ID	Date	Time	Time (adj)	DTW	Drawdown	Temp (deg C)	Temp (deg F)	pH (SU)	Sp Cond (µS/cm)	Sp Cond (µmhos/cm @25C)
HEN50	5/31/2023	13:31	1331	18.25		15.5	59.9	7.34	1055.5	1055.5
HEN50	5/31/2023	13:34	1334	18.25		15.6	60.08	7.35	1054.7	1054.7
HEN50	5/31/2023	13:37	1337	18.25		15.5	59.9	7.35	1054.6	1054.6

Site Sampling Event	HEN-Q2-2023
LIMS Workorder	23051600
Technician	

Well ID	Date	ODO (mg/L)	Turbidity (NTU)	ORP (mV)	Purge Volume (gal)
HEN50	5/31/2023	1.48	10.75	37.6	
HEN50	5/31/2023	1.29	5.59	35.2	
HEN50	5/31/2023	1.17	1.85	33.5	

Site Sampling Event	HEN-Q2-2023
LIMS Workorder	23051600
Technician	

Well ID	Date	Time	Time (adj)	DTW	Drawdown	Temp (deg C)	Temp (deg F)	pH (SU)	Sp Cond (µS/cm)	Sp Cond (µmhos/cm @25C)
HEN51	5/31/2023	11:28	1128	18.5		13	55.4	7.2	1126.5	1126.5
HEN51	5/31/2023	11:31	1131	18.5		13	55.4	7.22	1126.6	1126.6
HEN51	5/31/2023	11:34	1134	18.5		12.9	55.22	7.23	1127	1127
HEN51	5/31/2023	11:37	1137	18.5		12.9	55.22	7.24	1128.8	1128.8

Site Sampling Event	HEN-Q2-2023
LIMS Workorder	23051600
Technician	

Well ID	Date	ODO (mg/L)	Turbidity (NTU)	ORP (mV)	Purge Volume (gal)
HEN51	5/31/2023	2.56	9.63	-121.3	
HEN51	5/31/2023	1.96	8.84	-128.8	
HEN51	5/31/2023	1.66	6.89	-133	
HEN51	5/31/2023	1.5	6.08	-135.3	

Site Sampling Event	HEN-Q2-2023
LIMS Workorder	23051600
Technician	

Well ID	Date	Time	Time (adj)	DTW	Drawdown	Temp (deg C)	Temp (deg F)	pH (SU)	Sp Cond (µS/cm)	Sp Cond (µmhos/cm @25C)
HEN52	6/1/2023	10:23	1023	53.89		18.1	64.58	8.37	874.4	874.4
HEN52	6/1/2023	10:26	1026	53.89		17.4	63.32	7.77	820.1	820.1
HEN52	6/1/2023	10:29	1029	53.89		17.3	63.14	7.49	816.8	816.8

Site Sampling Event	HEN-Q2-2023
LIMS Workorder	23051600
Technician	

Well ID	Date	ODO (mg/L)	Turbidity (NTU)	ORP (mV)	Purge Volume (gal)
HEN52	6/1/2023	6.13	3.09	64.1	
HEN52	6/1/2023	3.85	6.07	80.1	
HEN52	6/1/2023	3.71	2.82	92.2	

Site Sampling Event	HEN-Q2-2023
LIMS Workorder	23051600
Technician	

Well ID	Date	Time	Time (adj)	DTW	Drawdown	Temp (deg C)	Temp (deg F)	pH (SU)	Sp Cond (µS/cm)	Sp Cond (µmhos/cm @25C)
HEN54	5/31/2023	10:21	1021	53.23		17.2	62.96	7.23	855.8	855.8
HEN54	5/31/2023	10:24	1024	53.23		17.2	62.96	7.11	828.3	828.3
HEN54	5/31/2023	10:27	1027	53.23		17.1	62.78	7.07	827.9	827.9

Site Sampling Event	HEN-Q2-2023
LIMS Workorder	23051600
Technician	

Well ID	Date	ODO (mg/L)	Turbidity (NTU)	ORP (mV)	Purge Volume (gal)
HEN54	5/31/2023	5.9	1.43	140.7	
HEN54	5/31/2023	5.73	0.45	145.4	
HEN54	5/31/2023	5.71	-0.33	148.6	

Site Sampling Event	HEN-Q2-2023
LIMS Workorder	23051600
Technician	

Well ID	Date	Time	Time (adj)	DTW	Drawdown	Temp (deg C)	Temp (deg F)	pH (SU)	Sp Cond (μS/cm)	Sp Cond (μmhos/cm @25C)
HEN55	5/30/2023	1438	1438							

Site Sampling Event	HEN-Q2-2023
LIMS Workorder	23051600
Technician	
Well ID	Date
HEN55	5/30/2023

ODO (mg/L)	Turbidity (NTU)	ORP (mV)	Purge Volume (gal)

Site Sampling Event	HEN-Q2-2023
LIMS Workorder	23051600
Technician	

Well ID	Date	Time	Time (adj)	DTW	Drawdown	Temp (deg C)	Temp (deg F)	pH (SU)	Sp Cond (μS/cm)	Sp Cond (μmhos/cm @25C)
HENXPW01	6/1/2023	8:49	0849	10.25		16.7	62.06	11.01	1109.1	1109.1
HENXPW01	6/1/2023	8:52	0852	10.25		16.7	62.06	10.98	1109.8	1109.8
HENXPW01	6/1/2023	8:55	0855	10.25		16.6	61.88	10.98	1114.3	1114.3
HENXPW01	6/1/2023	8:58	0858	10.25		16.5	61.7	10.99	1116.4	1116.4

Site Sampling Event	HEN-Q2-2023
LIMS Workorder	23051600
Technician	

Well ID	Date	ODO (mg/L)	Turbidity (NTU)	ORP (mV)	Purge Volume (gal)
HENXPW01	6/1/2023	1.54	7.68	-123.4	
HENXPW01	6/1/2023	1.29	2.59	-147.2	
HENXPW01	6/1/2023	1.18	2.15	-161.9	
HENXPW01	6/1/2023	1.1	1.99	-172.4	

Site Sampling Event	HEN-Q2-2023
LIMS Workorder	23051600
Technician	

Well ID	Date	Time	Time (adj)	DTW	Drawdown	Temp (deg C)	Temp (deg F)	pH (SU)	Sp Cond (μS/cm)	Sp Cond (μmhos/cm @25C)
HENXPW02	6/1/2023	9:19	0919	15.37		16.6	61.88	11.76	3687.5	3687.5
HENXPW02	6/1/2023	9:22	0922	15.37		16.3	61.34	11.8	3686.2	3686.2
HENXPW02	6/1/2023	9:25	0925	15.37		16.3	61.34	11.82	3688	3688

Site Sampling Event	HEN-Q2-2023
LIMS Workorder	23051600
Technician	

Well ID	Date	ODO (mg/L)	Turbidity (NTU)	ORP (mV)	Purge Volume (gal)
HENXPW02	6/1/2023	2.1	4.88	-53.1	
HENXPW02	6/1/2023	1.88	3.53	-66.7	
HENXPW02	6/1/2023	1.57	1.35	-74.7	

Site Sampling Event	HEN-Q2-2023
LIMS Workorder	23051600
Technician	

Well ID	Date	Time	Time (adj)	DTW	Drawdown	Temp (deg C)	Temp (deg F)	pH (SU)	Sp Cond (µS/cm)	Sp Cond (µmhos/cm @25C)
HENXPW03	6/1/2023	9:46	0946	6.41		15.3	59.54	11.52	1574.7	1574.7
HENXPW03	6/1/2023	9:49	0949	6.41		15.4	59.72	11.42	1564.2	1564.2
HENXPW03	6/1/2023	9:52	0952	6.41		15.5	59.9	11.4	1573.1	1573.1

Site Sampling Event	HEN-Q2-2023
LIMS Workorder	23051600
Technician	

Well ID	Date	ODO (mg/L)	Turbidity (NTU)	ORP (mV)	Purge Volume (gal)
HENXPW03	6/1/2023	1.95	0.56	-30.6	
HENXPW03	6/1/2023	1.5	0	-33.5	
HENXPW03	6/1/2023	1.35	-0.23	-35.9	

Site Sampling Event	HEN-Q2-2023
LIMS Workorder	23051600
Technician	
Well ID	Date
HENXSG01	May-23

Time	Time (adj)	DTW	Drawdown	Temp (deg C)	Temp (deg F)	pH (SU)	Sp Cond (μS/cm)	Sp Cond (μmhos/cm @25C)
1403	1403							

ATTACHMENT B.
845 QUARTERLY REPORT - DATE OF 10/23
HENNEPIN POWER PLANT, ASH PONDS NO. 2 AND NO. 4
HEN-845-802-805

Site Sampling Event	HEN-Q2-2023
LIMS Workorder	23051600
Technician	
Well ID	Date
HENXSG01	May-23

ODO (mg/L)	Turbidity (NTU)	ORP (mV)	Purge Volume (gal)
------------	-----------------	----------	--------------------

ATTACHMENT B.
845 QUARTERLY REPORT - ~~DATE~~ ~~DATE~~ of 2023
HENNEPIN POWER PLANT, ASH PONDS NO. 2 AND NO. 4
HEN-845-802-805

Site Sampling Event	HEN-Q2-2023
LIMS Workorder	23051600
Technician	
Well ID	Date
HENYSGILRIVER	5/30/2023

Time	Time (adj)	DTW	Drawdown	Temp (deg C)	Temp (deg F)	pH (SU)	Sp Cond (μS/cm)	Sp Cond (μmhos/cm @25C)
1321	1321							

Site Sampling Event	HEN-Q2-2023
LIMS Workorder	23051600
Technician	
Well ID	Date
HENYSGILRIVER	5/30/2023

ODO (mg/L)	Turbidity (NTU)	ORP (mV)	Purge Volume (gal)

ATTACHMENT B.
845 QUARTERLY REPORT - ~~DATE~~ of 10/23
HENNEPIN POWER PLANT, ASH PONDS NO. 2 AND NO. 4
HEN-845-802-805

Site Sampling Event	HEN-Q2-2023
LIMS Workorder	23051600
Technician	
Well ID	Date
FIELD Blank	6/1/2023

Time	Time (adj)	DTW	Drawdown	Temp (deg C)	Temp (deg F)	pH (SU)	Sp Cond (μS/cm)	Sp Cond (μmhos/cm @25C)
822	0822							

Site Sampling Event	HEN-Q2-2023
LIMS Workorder	23051600
Technician	
Well ID	Date
FIELD Blank	6/1/2023

ODO (mg/L)	Turbidity (NTU)	ORP (mV)	Purge Volume (gal)
------------	-----------------	----------	--------------------

ATTACHMENT B.
845 QUARTERLY REPORT - ~~DATE 10/1/23~~
HENNEPIN POWER PLANT, ASH PONDS NO. 2 AND NO. 4
HEN-845-802-805

Site Sampling Event	HEN-Q2-2023
LIMS Workorder	23051600
Technician	

ATTACHMENT B.
845 QUARTERLY REPORT - ~~DATE~~ **DATE** of 10/23
HENNEPIN POWER PLANT, ASH PONDS NO. 2 AND NO. 4
HEN-845-802-805

Well ID	Date	Time	Time (adj)	DTW	Drawdown	Temp (deg C)	Temp (deg F)	pH (SU)	Sp Cond (µS/cm)	Sp Cond (µmhos/cm @25C)
HEN08 Dup	6/1/2023	8:48	0848	53.8		13.4	56.12	6.52	1615.4	1615.4
HEN08 Dup	6/1/2023	8:51	0851	53.8		13.3	55.94	6.53	1615.8	1615.8
HEN08 Dup	6/1/2023	8:54	0854	53.8		13.3	55.94	6.53	1616.9	1616.9

Site Sampling Event	HEN-Q2-2023
LIMS Workorder	23051600
Technician	

Well ID	Date	ODO (mg/L)	Turbidity (NTU)	ORP (mV)	Purge Volume (gal)
HEN08 Dup	6/1/2023	2.95	-2.93	169.5	
HEN08 Dup	6/1/2023	2.73	-2.96	168.6	
HEN08 Dup	6/1/2023	2.59	-3.01	167.7	

26051000

Field Analysis Log

Cross Reference to Sample ID	Date mm/dd/yy	Time	Temp. C	pH Results			Conductivity			Other: _____					
				Reading 1	Reading 2	LCSD	Range Factor	Reading 1	Reading 2	DF	Read1/units	DF	Read2/units		
LCS	5/31/23	8:40	22.9	7.08				1414							
ccv		15:57	28.7	7.09				1412							

**** Field Meter ID for Temp, pH & Conductivity : Evo Rental

**** Field Meter ID for (_____) : _____

Field Temp SOP 1156	SW846	Std Methods	2550 B	pH 4.0 Buffer	WC	Conductivity Std. <u>1412</u>	74610	Std. _____
pH in the Field SOP 1152	9040B	4500-H B		pH 7.0 Buffer	WC 230210B	Conductivity Std. _____		Std. _____
Field Cond. SOP 1155	9050A	2510 B		pH 10.0 Buffer	WC 230126C	Conductivity Std. _____		Std. _____
Other: _____				pH LCS/LCSD <u>7</u>	WC 221117B	Conductivity LCS/LCSD _____		LCS/LCSD _____

pH Calibration	Reading	
	4.00	<u>4.00</u>
	7.00	<u>7.01</u>
Date: <u>5/31/23</u>	10.00	<u>10.02</u>
Time: <u>8:30</u>		

Conductivity Calibration	Reading	units
	_____	μ S
	<u>1412</u>	μ S
_____	mS	0-19.99

Calibration	Reading
	Std. _____
	Std. _____
Std. _____	Units _____

Field Analyst Sig & Date: Juan Carlos 5/31/23
 Reviewed By & Date: _____
 Reviewed By & Date: _____

Field Analyst Sig & Date: Juan Carlos 5/31/23
 Reviewed By & Date: _____
 Reviewed By & Date: _____

Field Analyst Sig & Date: _____
 Reviewed By & Date: _____
 Reviewed By & Date: _____

Comments:

Field Analysis Log

LCS	5-31-23	0831	24.1	7.09	7.09			1429					
ccv	5-31-23	1536	28.2	7.08	7.08			1418					

**** Field Meter ID for Temp, pH & Conductivity : _____ **** Field Meter ID for (_____) : _____

	SW846	Std Methods	Lot #		Lot #		Lot #
Field Temp SOP 1156		2550 B		pH 4.0 Buffer		Conductivity Std.	
pH in the Field SOP 1152	9040B	4500-H B		pH 7.0 Buffer		Conductivity Std.	
Field Cond. SOP 1155	9050A	2510 B		pH 10.0 Buffer		Conductivity Std.	
Other: _____				pH LCS/LCSD		Conductivity LCS/LCSD	

pH Calibration

	4.00	Reading	4.05	9.01
Date: 5-31-23	7.00		7.03	
Time: 0815	10.00		9.98	

Conductivity Calibration

	μS	0-199.9	Reading	units
	μS	0-1999	1416	μS
	mS	0-19.99		mS

Calibration

	Std	Units	Reading
	Std	Units	
	Std	Units	

Field Analyst Sig & Date: [Signature] 5-31-23
 Reviewed By & Date: _____
 Reviewed By & Date: _____

Field Analyst Sig & Date: [Signature] 5-31-23
 Reviewed By & Date: _____
 Reviewed By & Date: _____

Field Analyst Sig & Date: _____
 Reviewed By & Date: _____
 Reviewed By & Date: _____

Comments:

Field Analysis Log

Cross Reference to Sample ID	Date mm/dd/yy	Time	Temp. C	pH Results			Conductivity			Other: _____				
				Reading 1	Reading 2	LCSD	Range Factor	Reading 1	Reading 2	DF	Read1/units	DF	Read2/units	
LCS	6/1/23	8:21	24.3	7.10				1414						
CCV		11:15	25.2	7.10				1417						

**** Field Meter ID for Temp, pH & Conductivity : Eco Rental

**** Field Meter ID for (_____) : _____

	SW846	Std Methods	pH 4.0 Buffer	Lot #	Conductivity Std. <u>1412</u>	Lot #	Std. _____
Field Temp SOP 1156		2550 B	pH 4.0 Buffer	WC	Conductivity Std. <u>1412</u>	74610	Std. _____
pH in the Field SOP 1152	9040B	4500-H B	pH 7.0 Buffer	WC 230210B	Conductivity Std. _____	_____	Std. _____
Field Cond. SOP 1155	9050A	2510 B	pH 10.0 Buffer	WC 230126C	Conductivity Std. _____	_____	Std. _____
Other: _____			pH LCS/LCSD <u>7</u>	WC 221117B	Conductivity LCS/LCSD _____	_____	LCS/LCSD _____

	Reading	Conductivity Calibration	Reading	units	Calibration	Reading
pH Calibration	4.00	<u>4.00</u>		µS	0-199.9	µS
Date: <u>6/1/23</u>	7.00	<u>7.01</u>	<u>1412</u>	µS	0-1999	<u>1412</u>
Time: <u>8:10</u>	10.00	<u>10.01</u>		mS	0-19.99	mS

Field Analyst Sig & Date: <u>Juan Carlos 6/1/23</u> Reviewed By & Date: _____ Reviewed By & Date: _____	Field Analyst Sig & Date: <u>Juan Carlos 6/1/23</u> Reviewed By & Date: _____ Reviewed By & Date: _____	Field Analyst Sig & Date: _____ Reviewed By & Date: _____ Reviewed By & Date: _____
---	---	---

Comments:

Field Analysis Log

Cross Reference to Sample ID	Date mm/dd/yy	Time	Temp. C	pH Results			Conductivity			Other:				
				Reading 1	Reading 2	LCSD	Range Factor	Reading 1	Reading 2	DF	Read1/units	DF	Read2/units	
LCS	6-1-23	0825	25.3	7.06	7.07			1415						
ccv	6-1-23	1152	25.3	7.00	7.03			1415						

**** Field Meter ID for Temp, pH & Conductivity : Eco Rental **** Field Meter ID for (): _____

Field Temp SOP 1156	SW846	Std Methods	pH 4.0 Buffer	Lot #	Conductivity Std. 1412	Lot #	Std. _____
pH in the Field SOP 1152	9040B	4500-H B	pH 7.0 Buffer	WC 230105A	_____	74610	_____
Field Cond. SOP 1155	9050A	2510 B	pH 10.0 Buffer	WC 230210B	_____	_____	_____
Other: _____			pH LCS/LCSD 7	WC 230126C	_____	_____	_____
				WC 221117B	_____	_____	LCS/LCSD _____

pH Calibration	4.00	Reading	4.05	Conductivity Calibration	Reading	units	Std	Calibration	Reading
Date: 6-1-23	7.00		7.04	_____	_____	μS	_____	Units	_____
Time: 0813	10.00		9.96	1412	_____	μS	_____	Units	_____
				_____	_____	mS	_____	Units	_____

Field Analyst Sig & Date: _____	Field Analyst Sig & Date: _____	Field Analyst Sig & Date: _____
Reviewed By & Date: _____	Reviewed By & Date: _____	Reviewed By & Date: _____
Reviewed By & Date: _____	Reviewed By & Date: _____	Reviewed By & Date: _____

Comments:

**ATTACHMENT C
COMPARISON OF STATISTICAL RESULTS TO BACKGROUND
QUARTER 2 2023**

ATTACHMENT C.

COMPARISON OF STATISTICAL RESULTS TO BACKGROUND - QUARTER 2, 2023

845 QUARTERLY REPORT
 HENNEPIN POWER PLANT
 ASH POND NO. 2 AND ASH POND NO. 4
 HENNEPIN, IL

Well ID	HSU	Event	Parameter	Units	Date Range	Sample Count	Percent ND	Statistical Calculation	Statistical Result	Background
03R	UA	E001	Antimony, total	mg/L	12/09/15 - 05/31/23	22	100	All ND - Last	0.001	0.001
03R	UA	E001	Arsenic, total	mg/L	12/09/15 - 05/31/23	23	100	All ND - Last	0.01	0.001
03R	UA	E001	Barium, total	mg/L	12/09/15 - 05/31/23	25	0	CI around mean	0.0623	0.212
03R	UA	E001	Beryllium, total	mg/L	12/09/15 - 05/31/23	22	100	All ND - Last	0.0005	0.001
03R	UA	E001	Boron, total	mg/L	12/09/15 - 05/31/23	29	0	CB around linear reg	0.566	0.163
03R	UA	E001	Cadmium, total	mg/L	12/09/15 - 05/31/23	24	92	CI around median	0.001	0.0023
03R	UA	E001	Chloride, total	mg/L	12/09/15 - 05/31/23	29	0	CB around linear reg	77.5	435
03R	UA	E001	Chromium, total	mg/L	12/09/15 - 05/31/23	23	91	CB around T-S line	0.00148	0.001
03R	UA	E001	Cobalt, total	mg/L	12/09/15 - 05/31/23	24	96	CI around median	0.001	0.038
03R	UA	E001	Fluoride, total	mg/L	12/09/15 - 05/31/23	26	0	CI around mean	0.271	0.12
03R	UA	E001	Lead, total	mg/L	12/09/15 - 05/31/23	23	100	All ND - Last	0.0075	0.0015
03R	UA	E001	Lithium, total	mg/L	12/09/15 - 05/31/23	28	0	CI around mean	0.0247	0.019
03R	UA	E001	Mercury, total	mg/L	12/09/15 - 05/31/23	22	100	All ND - Last	0.0002	0.0002
03R	UA	E001	Molybdenum, total	mg/L	12/09/15 - 05/31/23	28	0	CB around linear reg	0.0999	0.0017
03R	UA	E001	pH (field)	SU	12/09/15 - 05/31/23	32	0	CB around T-S line	7.1/7.2	6.6/7.5
03R	UA	E001	Radium 226 + Radium 228, total	pCi/L	12/09/15 - 05/31/23	23	0	CI around median	0.26	1.5
03R	UA	E001	Selenium, total	mg/L	12/09/15 - 05/31/23	25	0	CI around mean	0.00504	0.0014
03R	UA	E001	Sulfate, total	mg/L	12/09/15 - 05/31/23	28	0	CB around linear reg	77.6	214.6
03R	UA	E001	Thallium, total	mg/L	12/09/15 - 05/31/23	22	100	All ND - Last	0.002	0.001
03R	UA	E001	Total Dissolved Solids	mg/L	12/09/15 - 05/31/23	29	0	CI around mean	508	1,620
18S	UA	E001	Antimony, total	mg/L	12/09/15 - 05/31/23	22	100	All ND - Last	0.001	0.001
18S	UA	E001	Arsenic, total	mg/L	12/09/15 - 05/31/23	23	96	CI around median	0.001	0.001
18S	UA	E001	Barium, total	mg/L	12/09/15 - 05/31/23	25	0	CB around linear reg	0.0513	0.212
18S	UA	E001	Beryllium, total	mg/L	12/09/15 - 05/31/23	22	100	All ND - Last	0.0005	0.001
18S	UA	E001	Boron, total	mg/L	12/09/15 - 05/31/23	29	0	CB around T-S line	1.08	0.163
18S	UA	E001	Cadmium, total	mg/L	12/09/15 - 05/31/23	24	75	CI around median	0.001	0.0023
18S	UA	E001	Chloride, total	mg/L	12/09/15 - 05/31/23	29	0	CB around linear reg	68.8	435

ATTACHMENT C.

COMPARISON OF STATISTICAL RESULTS TO BACKGROUND - QUARTER 2, 2023

845 QUARTERLY REPORT
 HENNEPIN POWER PLANT
 ASH POND NO. 2 AND ASH POND NO. 4
 HENNEPIN, IL

Well ID	HSU	Event	Parameter	Units	Date Range	Sample Count	Percent ND	Statistical Calculation	Statistical Result	Background
18S	UA	E001	Chromium, total	mg/L	12/09/15 - 05/31/23	24	54	CI around median	0.0015	0.001
18S	UA	E001	Cobalt, total	mg/L	12/09/15 - 05/31/23	24	82	CI around median	0.001	0.038
18S	UA	E001	Fluoride, total	mg/L	12/09/15 - 05/31/23	26	0	CB around linear reg	0.168	0.12
18S	UA	E001	Lead, total	mg/L	12/09/15 - 05/31/23	23	100	All ND - Last	0.0075	0.0015
18S	UA	E001	Lithium, total	mg/L	12/09/15 - 05/31/23	28	0	CB around linear reg	0.0383	0.019
18S	UA	E001	Mercury, total	mg/L	12/09/15 - 05/31/23	22	100	All ND - Last	0.0002	0.0002
18S	UA	E001	Molybdenum, total	mg/L	12/09/15 - 05/31/23	28	0	CB around T-S line	0.0865	0.0017
18S	UA	E001	pH (field)	SU	12/09/15 - 05/31/23	32	0	CB around T-S line	7.2/7.3	6.6/7.5
18S	UA	E001	Radium 226 + Radium 228, total	pCi/L	12/09/15 - 05/31/23	23	0	CI around mean	0.307	1.5
18S	UA	E001	Selenium, total	mg/L	12/09/15 - 05/31/23	25	3	CB around T-S line	0.00118	0.0014
18S	UA	E001	Sulfate, total	mg/L	12/09/15 - 05/31/23	29	0	CB around T-S line	86.7	214.6
18S	UA	E001	Thallium, total	mg/L	12/09/15 - 05/31/23	22	100	All ND - Last	0.002	0.001
18S	UA	E001	Total Dissolved Solids	mg/L	12/09/15 - 05/31/23	29	0	CB around T-S line	470	1,620
18D	UA	E001	Antimony, total	mg/L	12/09/15 - 05/31/23	22	100	All ND - Last	0.001	0.001
18D	UA	E001	Arsenic, total	mg/L	12/09/15 - 05/31/23	23	96	CI around median	0.001	0.001
18D	UA	E001	Barium, total	mg/L	12/09/15 - 05/31/23	25	0	CB around T-S line	0.0629	0.212
18D	UA	E001	Beryllium, total	mg/L	12/09/15 - 05/31/23	22	100	All ND - Last	0.0005	0.001
18D	UA	E001	Boron, total	mg/L	12/09/15 - 05/31/23	29	0	CB around linear reg	1.31	0.163
18D	UA	E001	Cadmium, total	mg/L	12/09/15 - 05/31/23	24	93	CI around median	0.001	0.0023
18D	UA	E001	Chloride, total	mg/L	12/09/15 - 05/31/23	29	0	CI around mean	76.3	435
18D	UA	E001	Chromium, total	mg/L	12/09/15 - 05/31/23	23	93	CB around T-S line	0.00144	0.001
18D	UA	E001	Cobalt, total	mg/L	12/09/15 - 05/31/23	25	3	CB around linear reg	0.000406	0.038
18D	UA	E001	Fluoride, total	mg/L	12/09/15 - 05/31/23	26	0	CI around mean	0.149	0.12
18D	UA	E001	Lead, total	mg/L	12/09/15 - 05/31/23	23	96	CI around median	0.001	0.0015
18D	UA	E001	Lithium, total	mg/L	12/09/15 - 05/31/23	28	0	CB around linear reg	0.023	0.019
18D	UA	E001	Mercury, total	mg/L	12/09/15 - 05/31/23	22	100	All ND - Last	0.0002	0.0002
18D	UA	E001	Molybdenum, total	mg/L	12/09/15 - 05/31/23	28	0	CI around median	0.0315	0.0017

ATTACHMENT C.

COMPARISON OF STATISTICAL RESULTS TO BACKGROUND - QUARTER 2, 2023

845 QUARTERLY REPORT
 HENNEPIN POWER PLANT
 ASH POND NO. 2 AND ASH POND NO. 4
 HENNEPIN, IL

Well ID	HSU	Event	Parameter	Units	Date Range	Sample Count	Percent ND	Statistical Calculation	Statistical Result	Background
18D	UA	E001	pH (field)	SU	12/09/15 - 05/31/23	32	0	CI around mean	7.1/7.2	6.6/7.5
18D	UA	E001	Radium 226 + Radium 228, total	pCi/L	12/09/15 - 05/31/23	23	0	CI around mean	0.513	1.5
18D	UA	E001	Selenium, total	mg/L	12/09/15 - 05/31/23	24	93	CI around median	0.001	0.0014
18D	UA	E001	Sulfate, total	mg/L	12/09/15 - 05/31/23	29	0	CB around linear reg	89.1	214.6
18D	UA	E001	Thallium, total	mg/L	12/09/15 - 05/31/23	22	100	All ND - Last	0.002	0.001
18D	UA	E001	Total Dissolved Solids	mg/L	12/09/15 - 05/31/23	29	0	CB around T-S line	461	1,620
45S	UA	E001	Antimony, total	mg/L	12/09/15 - 06/01/23	22	100	All ND - Last	0.001	0.001
45S	UA	E001	Arsenic, total	mg/L	12/09/15 - 06/01/23	23	100	All ND - Last	0.01	0.001
45S	UA	E001	Barium, total	mg/L	12/09/15 - 06/01/23	25	0	CB around linear reg	0.0775	0.212
45S	UA	E001	Beryllium, total	mg/L	12/09/15 - 06/01/23	22	100	All ND - Last	0.0005	0.001
45S	UA	E001	Boron, total	mg/L	12/09/15 - 06/01/23	26	0	CB around linear reg	0.223	0.163
45S	UA	E001	Cadmium, total	mg/L	12/09/15 - 06/01/23	24	50	CB around linear reg	0.00054	0.0023
45S	UA	E001	Chloride, total	mg/L	12/09/15 - 06/01/23	26	0	CB around linear reg	85.9	435
45S	UA	E001	Chromium, total	mg/L	12/09/15 - 06/01/23	24	92	CB around T-S line	0.0015	0.001
45S	UA	E001	Cobalt, total	mg/L	12/09/15 - 06/01/23	25	16	CI around geomean	0.00133	0.038
45S	UA	E001	Fluoride, total	mg/L	12/09/15 - 06/01/23	26	0	CB around linear reg	0.248	0.12
45S	UA	E001	Lead, total	mg/L	12/09/15 - 06/01/23	23	91	CI around median	0.001	0.0015
45S	UA	E001	Lithium, total	mg/L	12/09/15 - 06/01/23	25	0	CB around linear reg	0.0109	0.019
45S	UA	E001	Mercury, total	mg/L	12/09/15 - 06/01/23	22	100	All ND - Last	0.0002	0.0002
45S	UA	E001	Molybdenum, total	mg/L	12/09/15 - 06/01/23	25	0	CB around linear reg	0.0433	0.0017
45S	UA	E001	pH (field)	SU	12/09/15 - 06/01/23	26	0	CI around mean	7.1/7.2	6.6/7.5
45S	UA	E001	Radium 226 + Radium 228, total	pCi/L	12/09/15 - 06/01/23	23	0	CI around geomean	0.501	1.5
45S	UA	E001	Selenium, total	mg/L	12/09/15 - 06/01/23	24	100	All ND - Last	0.001	0.0014
45S	UA	E001	Sulfate, total	mg/L	12/09/15 - 06/01/23	26	0	CI around median	70	214.6
45S	UA	E001	Thallium, total	mg/L	12/09/15 - 06/01/23	22	100	All ND - Last	0.002	0.001
45S	UA	E001	Total Dissolved Solids	mg/L	12/09/15 - 06/01/23	26	0	CI around mean	521	1,620

ATTACHMENT C.

COMPARISON OF STATISTICAL RESULTS TO BACKGROUND - QUARTER 2, 2023

845 QUARTERLY REPORT
HENNEPIN POWER PLANT
ASH POND NO. 2 AND ASH POND NO. 4
HENNEPIN, IL

Notes:

Lower Confidence Limit (LCL) or Upper Confidence Limit (UCL) exceeded the statistical background value

HSU = hydrostratigraphic unit:

UA = Uppermost Aquifer

mg/L = milligrams per liter

ND = non-detect

pCi/L = picocuries per liter

SU = standard units

Sample Count = number of samples from Sampled Date Range used to calculate the Statistical Result

Statistical Calculation = method used to calculate the statistical result:

All ND - Last = All results were below the reporting limit, and the last determined reporting limit is shown

CB around T-S line = Confidence band around Thiel-Sen line

CB around linear reg = Confidence band around linear regression

CI around geomean = Confidence interval around the geometric mean

CI around mean = Confidence interval around the mean

CI around median = Confidence interval around the median

Statistical Result = calculated in accordance with Statistical Analysis Plan using constituent concentrations observed at monitoring well during all sampling events within the specified date range
For pH, the values presented are the lower / upper limits of the background determination